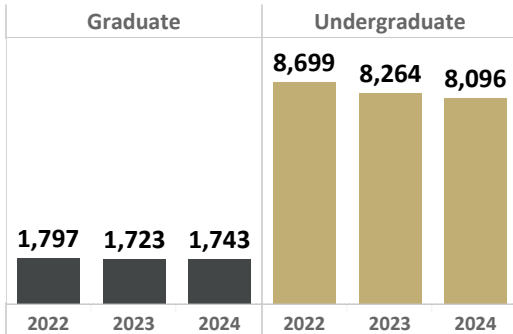


## UCCS SPRING 2024 CENSUS ENROLLMENT

**Total Enrollment: 10,524 (118,799 total Student Credit Hours)**  
**Degree-Seeking Students Only Enrollment: 9,839 (116,225 Student Credit Hours)**  
**Enrolled Students taking Main Campus Credit Hours: 9,827**  
**Reportable Student Credit Hours: 115,509 (includes 500 Faculty/Staff hours)**

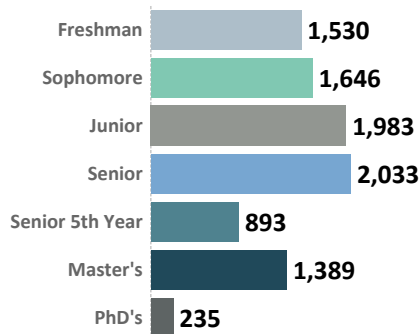
Data Source: CU's Central Information Warehouse (CIW); Current as of: 2/12/2024

### Degree-Seeking by Career



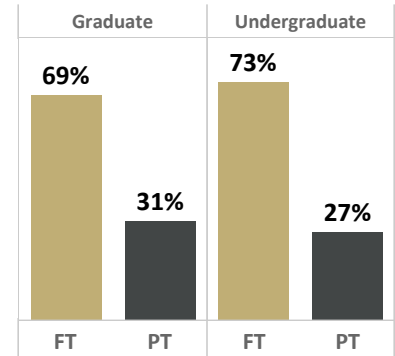
\* Headcount includes all degree-seeking students whether they are full/part-time or seeking a certificate and/or licensure. Prior year data is Spring census for the shown Academic Year.

### Academic Level



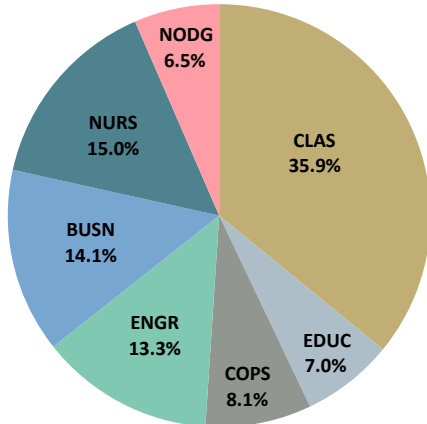
\* Excludes students with certificate and/or licensure primary majors.

### Academic Load



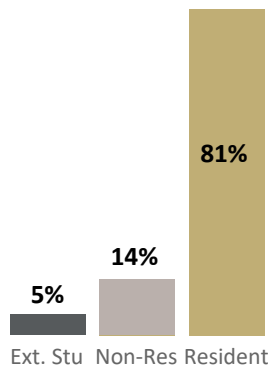
\* FT = Full-time, PT = Part-time  
Based on credits at census, may not include thesis-only students

### Enrollment by College

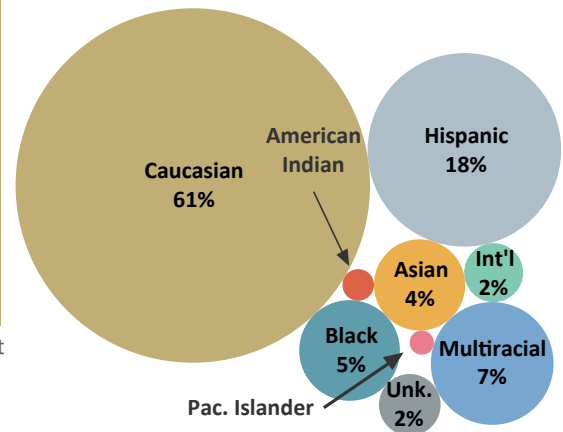


\* Based on primary academic plan

### Residency




### Race/Ethnicity



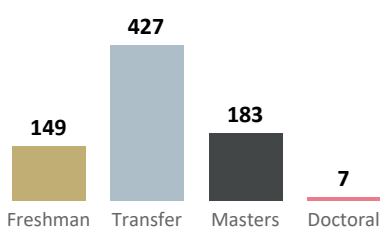
\* Unknown gender = 4.8%

### Average Age

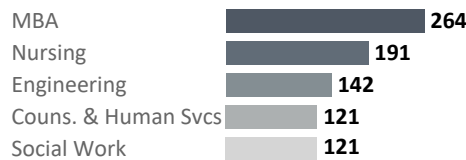


35.8% of degree-seeking students identify as People of Color. 64.2% of degree-seeking students are Caucasian, International, or have unknown race/ethnicity

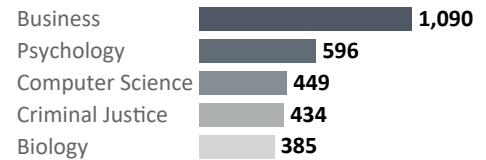
### New Admits



### Top 5 Graduate Majors



### Top 5 Undergrad Majors



Based on primary major - note that some programs may use multiple plan codes that are not necessarily recreated in these charts.