

This form is closed.

2022 Institutional Update

Dr. Robyn Marschke

Completed Date: 03/16/2022 10:42 AM

Status: Completed

Legend: New Draft Updated Deleted Incomplete

Institution Information 02/28/2022 05:11 PM ✔ Completed

Institution Information 2/28/2022 5:11:00 PM ✔ Completed

* Required

Name * 

University of Colorado Colorado Springs

Mailing Address 1

1420 Austin Bluffs Parkway

Mailing Address 2

1420 Austin Bluffs Parkway

City

Colorado Springs

State

Colorado

Postal Code

80918

Country

United States

Main Phone Number *

(719) 255-8227

Fax *

(719) 255-3656

Website *

<https://www.uccs.edu>

Mark of Accreditation Status Domain (if different from Website)

<https://ir.uccs.edu/institutionaldata/accreditation>

Is the institution incorporated? *

No

State of Incorporation

What is the enabling or authorizing legislation for the institution? *

C.R.S. 23-20-101

Ownership of the Institution *

public

Contact Roles 03/15/2022 12:07 PM ✔ Completed

Chief Executive Officer 3/15/2022 12:07:00 PM ✔ Completed

* Required

Is Replacement?

No

Prefix *

Dr.

First Name *

Venkateshwar

Middle Name

K.

Last Name *

Reddy

Suffix

Title *

Chancellor

Phone *

(719) 255-3436

Institutional Email Address *

exec1@uccs.edu

Start Date *

04/18/2017

Chief Academic Officer

3/15/2022 12:07:00 PM

✔ Completed

* Required

Is Replacement?

No

Prefix *

Dr.

First Name *

Kelli

Middle Name

Last Name *

Klebe

Suffix

Title *

Interim Provost and Executive Vice
Chancellor for Academic Affairs

Phone *

719-255-3121

Institutional Email Address *

kklebe@uccs.edu

Start Date *

07/01/2021

Chief Financial Officer

2/28/2022 5:12:00 PM

✔ Completed

* Required

Is Replacement?

No

Prefix *

Mr.

First Name *

Charles

Middle Name

Last Name *

Litchfield

Suffix

Title *

Vice Chancellor for Administration &
Finance

Phone *

(719) 255-3210

Institutional Email Address *

clitchfi@uccs.edu

Start Date *

4/5/2018

Accreditation Liaison Officer

2/28/2022 5:12:00 PM

 **Completed**

*** Required**

Is Replacement?

No

Prefix *

Dr.

First Name *

Charles

Middle Name

David

Last Name *

Moon

Suffix

II

Title *

Professor and Accreditation Liaison
Officer

Phone *

(719) 255-3566

Institutional Email Address *

cmoon@uccs.edu

Start Date *

8/17/2013

Data Update Coordinator

2/28/2022 5:12:00 PM

 **Completed**

*** Required**

Is Replacement?

No

Prefix *

Dr.

First Name *

Middle Name

Last Name *

Robyn

L.

Marschke

Suffix

Title *

Director of Institutional Research

Phone *


(719) 255-3640

Institutional Email Address *

rmarschk@uccs.edu

Start Date *

8/17/2013

 Financial Information

03/01/2022 10:55 AM


 Completed

Financial Information

3/1/2022 10:55:00 AM

 Completed

	2022	2021	2020	2019
Ending month of fiscal year	June	June	June	June
Last completed audit year	2021	2020	2019	2018
Did you receive your last completed audit within 6 months of the close of your fiscal year?	Yes	Yes	Yes	Yes
Was your most recent financial audit UNQUALIFIED?	Yes	Yes	Yes	Yes
Did your most recent audit report include a going concern disclosure in the opinion or footnotes?	No	No	No	No

 Public CFI - Excluding GASB

03/01/2022 11:05 AM

 Completed

Public CFI - Excluding GASB

3/1/2022 11:05:00 AM

 Completed

	2022	2021	2020	2019
Institution unrestricted net assets	\$2,712,062.00	\$1,838,430.00	\$1,646,529.00	\$1,454,289.00
Institution expendable restricted net assets	\$746,079.00	\$625,750.00	\$604,807.00	\$686,109.00
Component Unit (C.U.) unrestricted net assets	\$109,677.00	\$62,567.00	\$59,735.00	\$66,923.00
C.U. temporarily restricted net assets	\$1,394,531.00	\$826,235.00	\$839,670.00	\$970,307.00
C.U. net investment in plant	\$0.00	\$0.00	\$0.00	\$0.00
Numerator total	\$4,962,349.00	\$3,352,982.00	\$3,150,741.00	\$3,177,628.00
Institution operating expenses	\$4,498,935.00	\$4,466,202.00	\$4,212,107.00	\$4,926,374.00

Institution nonoperating expenses	\$63,817.00	\$62,159.00	\$74,532.00	\$71,763.00
C.U. total expenses	\$216,684.00	\$214,070.00	\$190,882.00	\$193,223.00
Denominator total	\$4,779,436.00	\$4,742,431.00	\$4,477,521.00	\$5,191,360.00
Primary reserve ratio	1.04	0.71	0.70	0.61
Primary reserve strength	7.82	5.32	5.29	4.60
Primary reserve weight	0.35	0.35	0.35	0.35
Primary reserve CFI	2.74	1.86	1.85	1.61
Institution operating income (loss)	(\$359,436.00)	(\$226,579.00)	(\$114,298.00)	(\$140,347.00)
Institution net nonoperating revenues	\$1,206,382.00	\$292,033.00	\$239,155.00	\$230,896.00
C.U. change in unrestricted net assets	\$47,110.00	\$2,832.00	(\$7,188.00)	\$7,026.00
Numerator total	\$894,056.00	\$68,286.00	\$117,669.00	\$97,575.00
Institution operating revenues	\$4,139,499.00	\$4,239,623.00	\$4,097,809.00	\$3,833,883.00
Institution nonoperating revenues	\$1,270,199.00	\$529,025.00	\$477,031.00	\$462,765.00
C.U. total unrestricted revenues	\$832,010.00	\$200,372.00	\$204,239.00	\$252,799.00
Denominator total	\$6,241,708.00	\$4,969,020.00	\$4,779,079.00	\$4,549,447.00
Net operating revenue ratio	0.14	0.01	0.02	0.02
Net operating revenue strength	10.00	1.06	1.89	1.65
Net operating revenue weight	0.10	0.10	0.10	0.10
Net operating revenue CFI	1.00	0.11	0.19	0.16
Change in net assets plus C.U. change in net assets	\$1,511,848.00	\$367,802.00	\$444,978.00	\$467,978.00
Total net assets plus C.U. total net assets (beginning of year).	\$6,511,021.00	\$6,143,219.00	\$5,698,241.00	\$5,278,608.00
Return on net assets ratio	0.23	0.06	0.08	0.09
Return on net assets strength	10.00	2.99	3.90	4.43
Return on net assets weight	0.20	0.20	0.20	0.20
Return on net assets CFI	2.00	0.60	0.78	0.89
Numerator – expendable net assets (from Primary Reserve Numerator)	\$4,962,349.00	\$3,352,982.00	\$3,150,741.00	\$3,177,628.00
Institution long-term debt (total project-related debt)	\$2,025,521.00	\$1,841,411.00	\$1,769,962.00	\$1,818,648.00
C.U. long-term debt (total project-related debt)	\$0.00	\$0.00	\$0.00	\$0.00
Denominator – total long-term + C.U. debt (total project related debt)	\$2,025,521.00	\$1,841,411.00	\$1,769,962.00	\$1,818,648.00
Viability ratio	2.45	1.82	1.78	1.75
Viability strength	5.88	4.37	4.27	4.19
Viability weight	0.35	0.35	0.35	0.35
Viability CFI (p. 115)	2.06	1.53	1.49	1.47

Total Composite Financial Indicator Score	7.80	4.10	4.31	4.13
Comments	Financial data reflects CU Systems excluding GASB 68 and 75	Financial data reflects CU Systems excluding GASB 68 and 75	Financial data reflects CU Systems excluding GASB 68 and 75	Financial data reflects CU Systems excluding GASB 68 and 75

Public CFI - Audited Financials (Including GASB)

03/01/2022 11:47 AM

Completed

Public CFI - Audited Financials (Including GASB)

3/1/2022 11:47:00 AM

Completed

	2022	2021	2020	2019
Institution unrestricted net assets	\$948,615.00	(\$198,488.00)	(\$661,499.00)	(\$995,379.00)
Institution expendable restricted net assets	\$746,079.00	\$625,750.00	\$604,807.00	\$686,109.00
Component Unit (C.U.) unrestricted net assets	\$109,677.00	\$62,567.00	\$59,735.00	\$66,923.00
C.U. temporarily restricted net assets	\$1,394,531.00	\$826,235.00	\$839,670.00	\$970,307.00
C.U. net investment in plant	\$0.00	\$0.00	\$0.00	\$0.00
Numerator total	\$3,198,902.00	\$1,316,064.00	\$842,713.00	\$727,960.00
Institution operating expenses	\$4,225,464.00	\$4,203,349.00	\$4,127,398.00	\$4,450,302.00
Institution nonoperating expenses	\$63,817.00	\$62,159.00	\$74,532.00	\$71,763.00
C.U. total expenses	\$216,684.00	\$214,070.00	\$190,882.00	\$193,223.00
Denominator total	\$4,505,965.00	\$4,479,578.00	\$4,392,812.00	\$4,715,288.00
Primary reserve ratio	0.71	0.29	0.19	0.15
Primary reserve strength	5.34	2.21	1.44	1.16
Primary reserve weight	0.35	0.35	0.35	0.35
Primary reserve CFI	1.87	0.77	0.50	0.41
Institution operating income (loss)	(\$85,965.00)	\$36,274.00	(\$29,589.00)	(\$616,419.00)
Institution net nonoperating revenues	\$1,206,382.00	\$300,291.00	\$247,740.00	\$230,896.00
C.U. change in unrestricted net assets	\$47,110.00	\$2,832.00	(\$7,188.00)	\$7,026.00
Numerator total	\$1,167,527.00	\$339,397.00	\$210,963.00	(\$378,497.00)
Institution operating revenues	\$4,139,499.00	\$4,239,623.00	\$4,097,809.00	\$3,833,883.00
Institution nonoperating revenues	\$1,270,199.00	\$537,283.00	\$485,616.00	\$462,765.00
C.U. total unrestricted revenues	\$832,010.00	\$200,372.00	\$204,239.00	\$252,799.00
Denominator total	\$6,241,708.00	\$4,977,278.00	\$4,787,664.00	\$4,549,447.00
Net operating revenue ratio	0.19	0.07	0.04	-0.08

Net operating revenue strength	10.00	5.25	3.39	-4.00
Net operating revenue weight	0.10	0.10	0.10	0.10
Net operating revenue CFI	1.00	0.52	0.34	-0.40
Change in net assets plus C.U. change in net assets	\$1,785,319.00	\$638,913.00	\$538,272.00	(\$8,094.00)
Total net assets plus C.U. total net assets (beginning of year).	\$4,474,103.00	\$3,835,190.00	\$3,296,918.00	\$3,305,012.00
Return on net assets ratio	0.40	0.17	0.16	0.00
Return on net assets strength	10.00	8.33	8.16	-0.12
Return on net assets weight	0.20	0.20	0.20	0.20
Return on net assets CFI	2.00	1.67	1.63	-0.02
Numerator – expendable net assets (from Primary Reserve Numerator)	\$3,198,902.00	\$1,316,064.00	\$842,713.00	\$727,960.00
Institution long-term debt (total project-related debt)	\$2,025,521.00	\$1,841,411.00	\$1,769,962.00	\$1,818,648.00
C.U. long-term debt (total project-related debt)	\$0.00	\$0.00	\$0.00	\$0.00
Denominator – total long-term + C.U. debt (total project related debt)	\$2,025,521.00	\$1,841,411.00	\$1,769,962.00	\$1,818,648.00
Viability ratio	1.58	0.71	0.48	0.40
Viability strength	3.79	1.71	1.14	0.96
Viability weight	0.35	0.35	0.35	0.35
Viability CFI (p. 115)	1.33	0.60	0.40	0.34
Total Composite Financial Indicator Score	6.20	3.56	2.87	0.33
Comments				

Federal Compliance

03/10/2022 04:03 PM

Completed

Accrediting Agencies Reported to HLC

3/10/2022 4:03:00 PM

Completed

* Required

Accreditor	Program	Status
Accreditation Council for Education in Nutrition and Dietetics	Didactic Programs in Dietetics	Good Standing
	Status Reason	Effective Start Date
	-	07/25/2018
Effective End Date	Action Letter	
-	-	

Accreditor American Psychological Association, Commission on Accreditation	Program PhD - Clinical	Status Good Standing
	Status Reason -	Effective Start Date 05/04/2020
Effective End Date -	Action Letter -	
Accreditor Commission on Collegiate Nursing Education	Program Baccalaureate Nursing Program	Status Good Standing
	Status Reason -	Effective Start Date 09/22/2020
Effective End Date -	Action Letter -	
Accreditor Commission on Collegiate Nursing Education	Program Master's Nursing Program	Status Good Standing
	Status Reason -	Effective Start Date 09/22/2020
Effective End Date -	Action Letter -	
Accreditor Commission on Collegiate Nursing Education	Program DNP	Status Good Standing
	Status Reason -	Effective Start Date 09/22/2020
Effective End Date -	Action Letter -	
Accreditor Commission on Collegiate Nursing Education	Program Post-Graduate APRN Certificate	Status Good Standing
	Status Reason -	Effective Start Date 09/22/2020
Effective End Date -	Action Letter -	

* Required

I have reviewed the list of accrediting agencies provided and made any necessary changes *

Yes

Academic Term *

- Semester

Does the institution have a formal student refund policy? *

Yes

Does the institution report any degree program, certificate or other academic program to the U.S. Department of Education in clock hours for Title IV purposes? *

No


If Yes, how many academic programs are reported in clock hours?

Enter the percentage of first-time, full-time students receiving Pell Grants. *

29

Student Achievement URL *

<https://ir.uccs.edu/studentdata>

 Head Counts

03/02/2022 09:09 AM

 Completed

Student Head Count by Level

3/2/2022 8:36:00 AM

 Completed

	2022	2021
Full-time Undergraduate Head Count	7443	7766
Part-time Undergraduate Head Count	2191	2073
Full-time Graduate Head Count	492	460
Part-time Graduate Head Count	1398	1632

Student Head Count by Category

3/2/2022 8:41:00 AM

 Completed

	2022	2021
Certificate-Seeking Undergraduate	121	37
Degree-Seeking Undergraduate	9513	9802
Post-baccalaureate Certificate-Seeking	135	119
Post-baccalaureate Degree-Seeking	1755	1831

Non-degree-seeking

507

591

Institutional Head Count

3/2/2022 8:49:00 AM

✔ Completed

	2022	2021
Full-time Faculty	516	489
Part-time Faculty	472	476
Full-time Administration	497	435
Part-time Administration	47	52
Full-time Staff	194	232
Part-time Staff	18	27
Student-to-Faculty Ratio	16	15.00

Dual Credit

3/2/2022 9:09:00 AM

✔ Completed

	2022	2021
Total Dual Credit Student Head Count	303	386
How many dual credits awarded in the academic year 2021-22?	5375	6841

Certificate and Degree Programs

03/02/2022 09:12 AM

✔ Completed

Certificates Awarded

3/2/2022 9:11:00 AM

✔ Completed

	2022	2021
Total Certificates Awarded	66	21
Graduate Certificates Awarded	52	21
Undergraduate Certificates Awarded	14	0
Of the undergraduate certificates listed above, how many are NOT part of an existing degree program?	0	0

Degrees Awarded

3/2/2022 9:12:00 AM

✔ Completed

	2022	2021
Associate's Degrees Awarded	0	0

Bachelor's Degrees Awarded	2114	2060
Master's Degrees Awarded	569	527
Specialist Degrees Awarded	0	0
Doctoral Degrees Awarded	39	31

Certificate and Degree Programs Offered 3/2/2022 9:12:00 AM ✔ Completed

	2022	2021
Total number Credit-Bearing Certificates offered	34	33
Associate's Degree Programs offered	0	0
Bachelor's Degree Programs offered	56	56
Master's Degree Programs offered	23	24
Specialist Degree Programs offered	0	0
Doctoral Degree Programs offered	8	8

🔍 Branch Campuses and Additional Locations 03/10/2022 03:25 PM ✔ Completed

Branch Campuses 3/10/2022 3:25:00 PM ✔ Completed

* Required

I have reviewed the list of branch campuses provided and made any necessary changes in the Location and Campus Update or through HLC's substantive change process. *

Yes

Additional Locations 3/10/2022 3:25:00 PM ✔ Completed

* Required

I have reviewed the list of additional locations provided and made any necessary changes in the Location and Campus Update or through HLC's substantive change process. *

Yes

📁 Contractual Arrangements 03/10/2022 03:26 PM ✔ Completed

Contractual Arrangements 3/10/2022 3:26:00 PM ✔ Completed

No records found.

Verification

3/10/2022 3:26:00 PM

 Completed


* Required

I have reviewed the list of contractual arrangements provided and made any necessary changes using HLC's substantive change process. *

Yes

Final Verification

03/10/2022 05:53 PM

 Completed

Final Verification

3/10/2022 5:53:00 PM

 Completed

* Required

I verify that the reported information is accurate and has been verified by the Accreditation Liaison Officer. *

Yes

I verify that the reported information is accurate and has been verified by the Chief Financial Officer. *

Yes

This form is closed.