

IPEDS 2022-23 Data Collection System

IPEDS HELP DESK (877) 225-2568 | ipedshelp@rti.org
OMB NO. 1850-0582 v.30 : Approval Expires 8/31/2025
User ID: P1265801

12-month Enrollment 2022-23

Institution: University of Colorado Colorado Springs (126580)

User ID: P1265801

Overview

12-month Enrollment Overview

The 12-month Enrollment component collects unduplicated student enrollment counts and instructional activity data for an entire 12-month period. Using the instructional activity data reported, a full-time equivalent (FTE) student enrollment at the undergraduate and graduate level is estimated (4-year institutions only). Institutions with Doctor's - professional practice students will also report the FTE enrollment of those students (4-year institutions only). NCES uses the FTE enrollment to produce indicators such as expenses by function per FTE as reported in the IPEDS Data Feedback Report.

Data Reporting Reminder:

- All institutions must use the July 1 - June 30 reporting period.
- Report data to accurately reflect the time period corresponding with the IPEDS survey component, even if such reporting is seemingly inconsistent with prior-year reporting.

Changes to reporting:

The following changes were implemented for the 2022-23 data collection period:

- The "Nonresident alien" terminology has been changed to "U.S. Nonresident" but should include the same category of students.
- A question about gender has been added at the end of the Part A to collect information about students for whom gender does not fit the binary gender (Men/Women) categories provided. **Institutions should still allocate those students to the Men/Women categories throughout the survey component at this time.** There are also new FAQs to help with questions about the new reporting.
- A part-time column was added for graduate student unduplicated enrollment counts.
- References to summer term were changed to summer session.
- FAQ #4 has been removed as it refers to an old change.
- FAQ #7 on consistent reporting of EF, E12, and OM has been updated for clarification.
- FAQ on reporting undocumented and DACA students has been updated along with instructions.

Resources:

- To download the survey materials for this component: [Survey Materials](#)
- To access your prior year data submission for this component: [Reported Data](#)

If you have questions about completing this survey, please contact the IPEDS Help Desk at 1-877-225-2568.

Institution: University of Colorado Colorado Springs (126580)


User ID: P1265801

Undergraduate Instructional Activity Type

Which instructional activity units will you use to report undergraduate instructional activity?

- Undergraduate instructional activity data in Part B may be reported in units of clock hours or credit hours.
- Please note that any graduate level instructional activity must be reported in credit hours. (4-year institutions only)

- Clock hours
- Credit hours
- Both clock and credit hours (some undergraduate programs measured in clock hours and some measured in credit hours)

 You may use the box below to provide additional context for the data you have reported above. Context notes will be posted on the College Navigator website. Therefore, you should write all context notes using proper grammar (e.g., complete sentences with punctuation) and common language that can be easily understood by students and parents (e.g., spell out acronyms).

Institution: University of Colorado Colorado Springs (126580)

User ID: P1265801

Part A - Unduplicated Count for Full-time Undergraduate Students

12-month Unduplicated Count by Race/Ethnicity and Gender - Full-time Undergraduate Students

July 1, 2021 – June 30, 2022

Reporting Reminders:

- The 12-month unduplicated count must be equal or greater than the corresponding prior year fall enrollment.
- Report Hispanic/Latino individuals of any race as Hispanic/Latino
- Report race for non-Hispanic/Latino individuals only
- Even though Teacher Preparation certificate programs may require a bachelor's degree for admission, they are considered subbaccalaureate undergraduate programs, and students in these programs are undergraduate students.

Men

Students enrolled for <u>credit</u>	Degree/certificate-seeking			Total degree/certificate-seeking	Non-degree/ non-certificate-seeking	Total, Full-time undergraduate students
	First-time	Non-first-time				
		Transfer-in	Continuing/ Returning			
<u>U.S. Nonresident</u>	15	9	24	48	1	49
<u>Hispanic/Latino</u>	134	122	426	682	4	686
<u>American Indian or Alaska Native</u>	2	4	7	13	0	13
<u>Asian</u>	26	28	72	126	1	127
<u>Black or African American</u>	32	32	100	164	0	164
<u>Native Hawaiian or Other Pacific Islander</u>	1	1	9	11	1	12
<u>White</u>	401	371	1,493	2,265	11	2,276
Two or more races	60	47	183	290	2	292
<u>Race and ethnicity unknown</u>	10	36	27	73	1	74
Total men	681	650	2,341	3,672	21	3,693
Total men prior year	639	532	2,703	3,874	17	3,891

Women

Students enrolled for <u>credit</u>	Degree/certificate-seeking			Total degree/certificate-seeking	Non-degree/ non-certificate-seeking	Total, Full-time undergraduate students
	First-time	Non-first-time				
		Transfer-in	Continuing/ Returning			
<u>U.S. Nonresident</u>	5	9	14	28	3	31
<u>Hispanic/Latino</u>	187	148	589	924	2	926
<u>American Indian or Alaska Native</u>	3	4	6	13	0	13
<u>Asian</u>	29	23	127	179	1	180
<u>Black or African American</u>	34	39	108	181	3	184
<u>Native Hawaiian or Other Pacific Islander</u>	2	3	5	10	0	10
<u>White</u>	426	425	1,722	2,573	11	2,584
Two or more races	60	56	224	340	2	342
<u>Race and ethnicity unknown</u>	14	32	27	73	0	73
Total women	760	739	2,822	4,321	22	4,343
Total women prior year	642	819	2,991	4,452	28	4,480

Grand total (2021-22)	1,441	1,389	5,163	7,993	43	8,036
Prior year data:						

Grand total (men+women) prior year	1,281	1,351	5,694	8,326	45	8,371
Total Full-time undergraduate enrollment Fall 2021 <i>NOTE: Grand total (2021-22) calculated above is expected to be greater than total Full-time undergraduate enrollment Fall 2021.</i>	1,331	1,124	4,988	7,443	18	7,461

Institution: University of Colorado Colorado Springs (126580)

User ID: P1265801

Part A - Unduplicated Count for Part-time Undergraduate Students

12-month Unduplicated Count by Race/Ethnicity and Gender - Part-time Undergraduate Students

July 1, 2021 – June 30, 2022

Reporting Reminders:

- The 12-month unduplicated count must be equal or greater than the corresponding prior year fall enrollment.
- Report Hispanic/Latino individuals of any race as Hispanic/Latino
- Report race for non-Hispanic/Latino individuals only
- Even though Teacher Preparation certificate programs may require a bachelor's degree for admission, they are considered subbaccalaureate undergraduate programs, and students in these programs are undergraduate students.

Men

Students enrolled for <u>credit</u>	Degree/certificate-seeking			Total degree/certificate-seeking	Non-degree/ non-certificate-seeking	Total, Part-time undergraduate students
	First-time	Non-first-time				
		Transfer-in	Continuing/ Returning			
<u>U.S. Nonresident</u>	2	0	8	10	2	12
<u>Hispanic/Latino</u>	19	35	183	237	141	378
<u>American Indian or Alaska Native</u>	0	0	5	5	4	9
<u>Asian</u>	7	5	32	44	58	102
<u>Black or African American</u>	2	16	38	56	19	75
<u>Native Hawaiian or Other Pacific Islander</u>	0	1	7	8	2	10
<u>White</u>	34	133	626	793	549	1,342
Two or more races	5	10	64	79	57	136
<u>Race and ethnicity unknown</u>	2	18	12	32	41	73
Total men	71	218	975	1,264	873	2,137
Total men prior year	41	150	1,036	1,227	986	2,213

Women

Students enrolled for <u>credit</u>	Degree/certificate-seeking			Total degree/certificate-seeking	Non-degree/ non-certificate-seeking	Total, Part-time undergraduate students
	First-time	Non-first-time				
		Transfer-in	Continuing/ Returning			
<u>U.S. Nonresident</u>	0	0	3	3	3	6
<u>Hispanic/Latino</u>	23	66	257	346	179	525
<u>American Indian or Alaska Native</u>	0	2	5	7	2	9
<u>Asian</u>	5	17	48	70	93	163
<u>Black or African American</u>	7	14	68	89	25	114
<u>Native Hawaiian or Other Pacific Islander</u>	0	1	1	2	2	4
<u>White</u>	25	155	711	891	540	1,431
Two or more races	3	24	94	121	55	176
<u>Race and ethnicity unknown</u>	1	28	14	43	40	83
Total women	64	307	1,201	1,572	939	2,511
Total women prior year	55	326	1,164	1,545	1,181	2,726

Grand total (2021-22)	135	525	2,176	2,836	1,812	4,648
Prior year data:						

Grand total (men+women) prior year	96	476	2,200	2,772	2,167	4,939
Total Part-time undergraduate enrollment Fall 2021 <i>NOTE: Grand total (2021-22) calculated above is expected to be greater than total Part-time undergraduate enrollment Fall 2021.</i>	98	340	1,753	2,191	350	2,541

Institution: University of Colorado Colorado Springs (126580)

User ID: P1265801

Part A - Unduplicated Count for Undergraduate Students

12-month Unduplicated Count by Race/Ethnicity and Gender - Undergraduate Student Total

July 1, 2021 – June 30, 2022

Men

Students enrolled for credit	Total full-time undergraduate students	Total part-time undergraduate students	Grand total, all undergraduate students
<u>U.S. Nonresident</u>	49	12	61
<u>Hispanic/Latino</u>	686	378	1,064
<u>American Indian or Alaska Native</u>	13	9	22
<u>Asian</u>	127	102	229
<u>Black or African American</u>	164	75	239
<u>Native Hawaiian or Other Pacific Islander</u>	12	10	22
<u>White</u>	2,276	1,342	3,618
Two or more races	292	136	428
<u>Race and ethnicity unknown</u>	74	73	147
Total men	3,693	2,137	5,830

Women

Students enrolled for credit	Total full-time students	Total part-time students	Grand total, all students
<u>U.S. Nonresident</u>	31	6	37
<u>Hispanic/Latino</u>	926	525	1,451
<u>American Indian or Alaska Native</u>	13	9	22
<u>Asian</u>	180	163	343
<u>Black or African American</u>	184	114	298
<u>Native Hawaiian or Other Pacific Islander</u>	10	4	14
<u>White</u>	2,584	1,431	4,015
Two or more races	342	176	518
<u>Race and ethnicity unknown</u>	73	83	156
Total women	4,343	2,511	6,854
Grand Total (men+women)	8,036	4,648	12,684

Institution: University of Colorado Colorado Springs (126580)

Part A - Unduplicated Count for Graduate Students

12-month Unduplicated Count by Race/Ethnicity and Gender - Full-time and Part-time Graduate Students

July 1, 2021 – June 30, 2022

Reporting Reminders:

- The 12-month unduplicated count must be equal or greater than the corresponding prior year fall enrollment.
- Report Hispanic/Latino individuals of any race as Hispanic/Latino
- Report race for non-Hispanic/Latino individuals only
- Report **all** postbaccalaureate degree and certificate students as graduate students, **including any doctor's - professional practice students (formerly first-professional)**

Men

Students <u>enrolled for credit</u>	Total <u>full-time</u>	Total <u>part-time</u>	Total <u>graduate students</u>
<u>U.S. Nonresident</u>	7	53	60
<u>Hispanic/Latino</u>	25	86	111
<u>American Indian or Alaska Native</u>	1	3	4
<u>Asian</u>	8	29	37
<u>Black or African American</u>	10	44	54
<u>Native Hawaiian or Other Pacific Islander</u>	1	1	2
<u>White</u>	112	545	657
Two or more races	13	41	54
<u>Race and ethnicity unknown</u>	6	38	44
Total men	183	840	1,023
Total men prior year			1,068

Women

Students <u>enrolled for credit</u>	Total <u>full-time</u>	Total <u>part-time</u>	Total <u>Graduate students</u>
<u>U.S. Nonresident</u>	6	29	35
<u>Hispanic/Latino</u>	42	160	202
<u>American Indian or Alaska Native</u>	0	4	4
<u>Asian</u>	9	34	43
<u>Black or African American</u>	24	46	70
<u>Native Hawaiian or Other Pacific Islander</u>	0	3	3
<u>White</u>	250	824	1,074
Two or more races	18	52	70
<u>Race and ethnicity unknown</u>	23	33	56
Total women	372	1,185	1,557
Total women prior year			1,577

Grand total (2021-22)	555	2,025	2,580
Prior year data:			
Unduplicated headcount (2020-21)			2,645
i Total enrollment Fall 2021 <i>NOTE: Grand total (2021-22) calculated above is expected to be greater than Total enrollment Fall 2021.</i>	499	1,530	2,029

Institution: University of Colorado Colorado Springs (126580)

User ID: P1265801

Part A - Gender Unknown or another gender than Men/Women categories

12-month Unduplicated Count by Gender Unknown or another gender than provided men/women categories

- The 'gender unknown' category is to report students for whom the institution does not know a gender.
- Institutions should not ask students that do not select a binary gender to allocate themselves to a binary gender category; it is up to the institution to allocate unknown students and students that indicate another gender into the binary categories throughout the forms where required. One method commonly used by institutions is to allocate these students to the binary categories required in other parts of the form using the proportion of men to women reported.

Is your institution able to report **another gender** for the 2022-23 data collection? If you indicate 'No', your institution should leave the cells in the rows for '**Another gender**' blank (i.e., do not report 0). If you indicate 'Yes', but no students identified as **another gender**, please enter '0'.

Undergraduate students:

- Yes
 No

Graduate students:

- Yes
 No

Of the total students reported, how many students did you allocate to a binary gender category (Men/Women) because their gender was unknown or another gender than the provided categories?

	Number of students	
	Undergraduate students	Graduate students
Grand total	12,684	2,580
Gender unknown (i.e., gender information is not known or not collected).	30	13
Another gender (i.e., gender information is known but does not fall into either of the mutually exclusive binary categories provided [Men/Women]).	1	0
Total of Gender unknown + Another gender	31	13
Total of Students for whom gender is known and falls into one of the mutually exclusive binary categories provided [Men/Women]	12,653	2,567

Institution: University of Colorado Colorado Springs (126580)


User ID: P1265801

Part A – 12-month Enrollment by Distance Education Status

12-month Unduplicated Count - Distance Education Status

July 1, 2021 – June 30, 2022

	Undergraduate Students		Graduate Students
	Degree/certificate-seeking	Non-degree/non-certificate-seeking	
Students <i>enrolled exclusively</i> in <u>distance education courses</u>	920	151	943
Students <i>enrolled in at least one but not all</i> distance education courses	6,843	69	687
Students <i>not enrolled in any</i> distance education courses	3,066	1,635	950
Total (from prior part A screens)	10,829	1,855	2,580

 You may use the box below to provide additional context for the data you have reported above. Context notes will be posted on the College Navigator website. Therefore, you should write all context notes using proper grammar (e.g., complete sentences with punctuation) and common language that can be easily understood by students and parents (e.g., spell out acronyms).

Institution: University of Colorado Colorado Springs (126580)

Part B - Instructional Activity

12-month Instructional Activity

July 1, 2021 - June 30, 2022

Instructional Activity Reporting Reminder:

- Instructional activity is used to calculate an IPEDS FTE based on the institution's reported calendar system.
- Graduate credit hour activity should not include any doctor's - professional practice activity, the total of those students' FTE is entered separately instead.

FTE Reporting Reminder:

- Institutions need not report their own calculations of undergraduate or graduate FTE unless IPEDS FTE calculations would be misleading for comparison purposes among all IPEDS reporting institutions.

Instructional Activity

	2021-22 total activity	Prior year data
Undergraduate level:		
<u>Credit hour activity</u>	257,228	267,759
Graduate level:		
<u>Credit hour activity</u> (Do not include doctor's-professional practice instructional activity here; the total FTE of those students should be entered separately below)	28,963	29,528

Full-Time Equivalent (FTE) of Students


	2021-22 total activity	Prior year data
<u>Doctor's - professional practice level:</u>		
<u>Doctor's - professional practice</u> FTE student estimate	31	24

Calendar system (as reported on the prior year IC Header survey component):	Semester
---	----------

If the IPEDS calculated FTE estimates below are not reasonable, **AND** you have reported the correct instructional activity hours above, enter your best FTE estimate in the "Institution reported FTE" column below and save the page. This option should be used **ONLY** if the calculated estimate is not reasonable for your institution and IPEDS comparisons.

Please provide your best estimate of undergraduate and graduate FTE for the 12-month reporting period **only if the calculated FTE estimate below is not reasonable for IPEDS comparison purposes**. Please provide an explanation in the context box if the option is used due to Coronavirus Pandemic.

	Calculated FTE 2021-22	Institution reported FTE 2021-22	Prior year FTE 2020-21
Undergraduate student FTE	8,574	8,574	8,925
Graduate student FTE (excluding doctor's - professional practice student FTE)	1,207	1,207	1,230
Doctor's - professional practice student FTE		31	24
Total FTE student enrollment		9,812	10,179

 Context notes will be posted on the College Navigator website. Therefore, you should write all context notes using proper grammar (e.g., complete sentences with punctuation) and common language that can be easily understood by students and parents (e.g., spell out acronyms).

Prepared by

Prepared by

Reporting Reminders:

- The name of the preparer is being collected so that we can follow up with the appropriate person in the event that there are questions concerning the data.
- The Keyholder will be copied on all email correspondence to other preparers.
- The time it took to prepare this component is being collected so that we can continue to improve our estimate of the reporting burden associated with IPEDS.
- Please include in your estimate the time it took for you to review instructions, query and search data sources, complete and review the component, and submit the data through the Data Collection System.
- Thank you for your assistance.

This survey component was prepared by:

<input checked="" type="radio"/>	Keyholder	<input type="radio"/>	SFA Contact	<input type="radio"/>	HR Contact
<input type="radio"/>	Finance Contact	<input type="radio"/>	Academic Library Contact	<input type="radio"/>	Other

Name:

Email:

How many staff from your institution only were involved in the data collection and reporting process of this survey component?

Number of Staff (including yourself)

How many hours did you and others from your institution only spend on each of the steps below when responding to this survey component?
Exclude the hours spent collecting data for state and other reporting purposes.

Staff member	Collecting Data Needed	Revising Data to Match IPEDS Requirements	Entering Data	Revising and Locking Data
Your office	<input type="text"/> hours	<input type="text"/> hours	<input type="text"/> hours	<input type="text"/> hours
Other offices	<input type="text"/> hours	<input type="text"/> hours	<input type="text"/> hours	<input type="text"/> hours

Institution: University of Colorado Colorado Springs (126580)

User ID: P1265801

Summary screen

12-Month Enrollment Component Summary

IPEDS collects important information regarding your institution. All data reported in IPEDS survey components become available in the IPEDS Data Center and appear as aggregated data in various Department of Education reports. Additionally, some of the reported data appears specifically for your institution through the College Navigator website and is included in your institution's Data Feedback Report (DFR). The purpose of this summary is to provide you an opportunity to view some of the data that, when accepted through the IPEDS quality control process, will appear on the College Navigator website and/or your DFR. College Navigator is updated approximately three months after the data collection period closes and Data Feedback Reports will be available through the [Data Center](#) and sent to your institution's CEO in November 2023.

Please review your data for accuracy. If you have questions about the data displayed below after reviewing the data reported on the survey screens, please contact the IPEDS Help Desk at: 1-877-225-2568 or ipedshelp@rti.org.

12-Month Unduplicated Headcount and Full-Time Equivalent Students	
Total 12-month unduplicated headcount	15,264
Undergraduate student unduplicated headcount	12,684
Graduate student unduplicated headcount	2,580
Total 12-month full-time equivalent (FTE) student enrollment	9,812
Undergraduate student FTE	8,574
Graduate student FTE	1,207
Doctor's-professional practice FTE	31

Institution: University of Colorado Colorado Springs (126580)

User ID: P1265801

Edit Report

12-month Enrollment

There are no errors for the selected survey and institution.