

## Graduate Alumni 2001 Survey Results

SECTION A: EDUCATION AT CU-COLORADO SPRINGS	<u>2000</u> <u>GRAD ALUMNI</u> N= 389	<u>2001</u> <u>GRAD ALUMNI</u> N=213
1. What year did you start work toward a graduate degree at CU-Colorado Springs?		
1998	1.06%	1.51%
1997	7.69%	12.56%
1996	18.83%	40.20%
1995	26.53%	30.65%
1994	20.69%	8.54%
1993 and before	25.20%	6.53%
2. What was your initial student level?		
1 - Fully Accepted (go to Q. 3)	64.12%	71.56%
2 - Transfer	5.28%	2.84%
3 - Provisionally Accepted (go to Q. 3)	11.08%	9.95%
4 - Unclassified (go to Q. 3)	19.53%	15.64%
2a. If you were a transfer student, from which institution did you transfer?	N=	
Other (mostly out of state schools)	20 57.89%	6 66.67%
CU-Denver	N/A	16.67%
USC (University of Southern CO)	N/A	16.67%
Beth-El	26.32%	N/A
Chapman College	5.26%	N/A
DU (University of Denver)	5.26%	N/A
UNC (University of Northern CO)	5.26%	N/A
3. What was your initial student tuition classification?		
1 - Resident	81.65%	78.87%
2 - Non-resident	18.35%	21.13%
4. During your graduate studies at CU-Colorado Springs, what was your course load during most semesters?		
1 - Full-time (5 or more hours a semester)	71.54%	70.28%
2 - Part-time (less than 5 hours a semester)	28.46%	29.72%
5. Please indicate when you received your last graduate degree from CU-Colorado Springs.		
1 - May, 1999	N/A	51.17%
2 - August, 1999	N/A	15.96%
3 - December, 1999	N/A	32.86%

	<b>2000 GRAD ALUMNI</b>	<b>2001 GRAD ALUMNI</b>
6. Which degree did you receive at the time of the above graduation?		
1 - Master of Arts	42.56%	41.78%
2 - Master of Science	8.21%	5.63%
3 - Master of Basic Science	5.13%	1.88%
4 - Master of Science Nursing	3.85%	7.04%
5 - Master of Business Administration	24.62%	30.99%
6 - Master of Public Administration	5.64%	3.29%
7 - Master of Engineering	9.23%	9.39%
8 - Doctor of Philosophy	0.77%	0.00%
7. In what major field(s) or area(s) of emphasis did you receive your graduate degree from CU-Colorado Springs?		
Curriculum & Instruction (MA)	10.28%	12.02%
Special Education (MA)	8.23%	9.62%
Business Administration (MBA)	4.37%	7.69%
Space Operations (ME)	7.46%	6.73%
Counseling & Human Services (MA)	5.66%	6.25%
Finance (MBA)	4.63%	6.25%
Nurse Practitioner (MSN)	N/A	6.25%
Information Systems (MBA)	3.60%	4.33%
Clinical Psychology (MA)	N/A	3.37%
Technology Management (MBA)	1.29%	3.37%
Accounting (MBA)	2.83%	2.88%
Communication (MA)	2.57%	2.88%
Marketing (MBA)	1.54%	2.40%
Public Administration (MPA)	5.14%	2.40%
International Management (MBA)	1.03%	1.92%
Psychology (MA)	4.37%	1.92%
Reading (MA)	1.03%	1.92%
Clinical Nurse (MSN)	3.86%	1.44%
History (MA)	2.06%	1.44%
Leadership & Human Resources Mgmt. (MBA)	3.34%	1.44%
Science Education (MA)	1.03%	1.44%
Sociology (MA)	1.80%	1.44%
Aerospace/Space Operations (ME)	7.46%	0.96%
Computer Science (MS)	4.88%	0.96%
Educational Computing & Technology (MA)	1.03%	0.96%
Electrical Engineering (MS)	2.57%	0.96%
Manufacturing (ME)	N/A	0.96%
Remote Sensing (ME)	N/A	0.96%
Biology (MBS)	1.03%	0.48%
Community Agency Counseling (MA)	1.03%	0.48%
Exercise Science (MBS)	1.80%	0.48%
Geography & Environmental Studies (MBS)	1.03%	0.48%
Gifted & Talented Education (MA)	1.03%	0.48%
Leadership (MA)	1.54%	0.48%
Mathematics (MBS)	0.26%	0.48%
School Counseling (MA)	0.51%	0.48%
Science, Teaching (MBS)	1.03%	0.48%
Services Management (MBA)	1.03%	0.48%

	<b>2000 GRAD ALUMNI</b>	<b>2001 GRAD ALUMNI</b>
8. In which school/college were you enrolled as a graduate student?		
1 - Business	24.62%	30.84%
2 - Education	31.28%	33.64%
3 - Engineering & Applied Science	17.18%	12.15%
4 - Letters, Arts, & Sciences	17.44%	12.15%
5 - Nursing	3.85%	7.94%
6 - Public Affairs	5.64%	3.27%
8a. Was any of your coursework on-line?		
1 - Yes	4.36%	15.96%
2 - No (go to Q. 9)	95.64%	84.04%
8b. If yes, estimate what percent was done off-campus. (for % answer YES)	N= 17	34
	MEAN= 8.87%	47.23%
	Percent <= 50% 95.24%	58.97%
	Percent > 50% 4.76%	41.03%
9. What was your primary purpose in obtaining a graduate degree? CIRCLE ONE ANSWER ONLY		
1 - To become better qualified for future employment.	30.26%	33.02%
2 - To become better qualified for my present employment.	16.15%	18.87%
3 - To qualify for advancement in my field of employment.	19.74%	19.34%
4 - To prepare for a better job than my present employment.	5.64%	5.19%
5 - To prepare for changing my occupation.	11.03%	9.43%
6 - To prepare for a further graduate degree (e.g., earning a masters and a Ph.D.).	7.18%	5.19%
7 - For self-development.	9.74%	6.13%
8 - Other	0.26%	2.83%
10. Are you currently enrolled in an advanced degree (beyond your graduate degree at CU-Colorado Springs) or certificate program?		
1 - Yes	11.54%	8.92%
2 - No (go to Q. 10b)	88.46%	91.08%
10a. If yes, what is the program in which you are enrolled and at what university? (go to Q. 11)	N= 45	19
Program:		
Ph.D.	44.44%	72.22%
Other	22.22%	16.67%
Master of Arts (MA)	11.11%	5.56%
Master of Science (MS)	6.67%	5.56%
University:		
Other	45.45%	47.06%
UCCS	18.18%	11.76%
CU-Boulder	N/A	11.76%
UNC (University of Northern CO)	2.27%	11.76%
DU (Denver University)	9.09%	5.88%
CU-Denver	11.36%	5.88%
CSU (CO State University)	2.27%	5.88%
10b. If no, do you plan to pursue another advanced degree, credentials, licenses, and/or certifications in the near future?	N= 347	194
1 - Yes	38.86%	40.45%
2 - No	60.84%	59.55%

	2000 GRAD ALUMNI	2001 GRAD ALUMNI
--	---------------------	---------------------

**SECTION B: EMPLOYMENT**

11. Upon graduation, what did you do?		
1 - Sought employment	27.18%	19.72%
2 - Attend further graduate school	7.18%	6.57%
3 - Continued current employment	56.41%	61.97%
4 -Took Time Off	N/A	4.23%
5 - Other	9.23%	7.51%
12. What is your current employment status?		
1 - Employed full-time (go to Q. 13)	87.88%	85.92%
2 - Employed part-time (go to Q. 13)	6.61%	8.92%
3 - Unemployed but seeking employment	1.38%	1.88%
4 - Unemployed but not seeking employment	4.13%	3.29%
12a. If unemployed, what is your current source of income? (go to Q.21)		
	N=	
Spouse	20.00	11
Other	63.16%	36.36%
Parents	15.79%	27.27%
Savings	N/A	9.09%
Loans/Grants	N/A	9.09%
Stipend	5.26%	9.09%
	N/A	9.09%
13. In which sector of the economy is your primary employment?		
1 - Aerospace Industry	7.25%	6.80%
2 - Agricultural	0.29%	0.00%
3 - Contract Construction	0.58%	0.00%
4 - Education	30.43%	32.04%
5 - Finance	2.90%	2.91%
6 - Government	10.43%	8.74%
7 - Homemaker	1.16%	0.97%
8 - Insurance -- Real Estate	1.45%	0.97%
9 - Manufacturing	6.38%	6.31%
10 - Mining	0.29%	0.00%
11 - Medical/Nursing/Allied Health	5.22%	10.19%
12 - Professional (Medical or Law)	1.45%	1.46%
13 - Public Service	2.32%	1.94%
14 - Service	5.80%	2.91%
15 - Transportation & Public Utilities	2.03%	0.97%
16 - Wholesale & Retail Trades	1.45%	1.46%
17 - Other (specify)	20.58%	22.33%
14a. Are you currently employed in your chosen profession/occupation?		
1 - Yes	92.08%	91.63%
2 - No	7.92%	8.37%
14b. Overall, are you satisfied with your current job?		
1 - Yes	88.22%	90.55%
2 - No	11.78%	9.45%

	<b>2000 GRAD ALUMNI</b>	<b>2001 GRAD ALUMNI</b>
15. Did you already have your current job prior to graduation?		
1 - Yes	55.08%	56.50%
2 - No	44.92%	43.50%
15a. How long did it take for you to find your first job related to your graduate degree after graduation?		
MEAN Days=	55.50	67
< 30 days	69.44%	58.74%
< 60 days	75.75%	69.93%
> 60 days	23.26%	22.38%
15b. After graduation, was your employment changed to an area related to your graduate degree?		
1 - Yes	44.53%	39.39%
2 - No	55.47%	60.61%
16. Was it necessary for you to relocate for your first job after graduation?		
1 - Did not have to relocate	61.92%	56.65%
2 - Relocated within Colorado	3.72%	3.94%
3 - Relocated to another state	11.76%	13.30%
4 - Relocated to another country	1.55%	0.99%
5 - N/A (e.g., already had a job in my field)	21.05%	25.12%
17. How much previous experience did you have in your current field of employment?		
1 - Had no previous employment experience	19.02%	14.71%
2 - Had some previous employment experience	34.05%	37.25%
3 - Had substantial previous employment experience	46.93%	48.04%
<b>Please circle the number for each item that most closely matches your opinion:</b>		
18. My job is closely related to my chosen field of study.		
1 - Strongly Disagree	3.35%	4.90%
2 -	4.88%	5.39%
3 -	2.74%	1.47%
4 -	12.20%	10.78%
5 -	29.57%	25.98%
6 - Strongly Agree	47.26%	51.47%
	MEAN= 5.02	5.02
19. My graduate studies at CU-Colorado Springs enhanced my ability to get a job.		
1 - Strongly Disagree	1.86%	3.50%
2 -	3.72%	6.00%
3 -	2.17%	3.00%
4 -	19.20%	17.50%
5 -	39.32%	35.50%
6 - Strongly Agree	33.75%	34.50%
	MEAN= 4.92	4.79
20. A graduate degree is required to do my job well.		
1 - Strongly Disagree	5.52%	5.39%
2 -	15.64%	18.14%
3 -	8.90%	6.86%
4 -	23.93%	23.04%
5 -	19.94%	20.59%
6 - Strongly Agree	26.07%	25.98%
	MEAN= 4.15	4.13

**Section C: Rating My Education at CU-Colorado Springs**

Please circle the number for each item that most closely matches your opinion:

21. My CU-Colorado Springs graduate degree prepared me well for my chosen career.		
1 - Strongly Disagree	2.07%	3.32%
2 -	3.89%	5.21%
3 -	5.70%	4.27%
4 -	24.09%	27.96%
5 -	47.15%	41.71%
6 - Strongly Agree	17.10%	17.54%
	MEAN= 4.62	4.52
22. The technical skills I learned at CU-Colorado Springs during my graduate studies were complete and up-to-date.		
1 - Strongly Disagree	1.04%	2.84%
2 -	5.71%	1.42%
3 -	3.90%	5.21%
4 -	27.53%	23.22%
5 -	47.79%	48.82%
6 - Strongly Agree	14.03%	18.48%
	MEAN= 4.57	4.69
23. I would recommend my graduate degree program to another interested person.		
1 - Strongly Disagree	2.58%	2.35%
2 -	3.88%	4.23%
3 -	4.39%	2.82%
4 -	12.66%	15.96%
5 -	48.06%	42.72%
6 - Strongly Agree	28.42%	31.92%
	MEAN= 4.85	4.88
24. The specific knowledge, skills, and expertise I acquired at CU-Colorado Springs in my graduate program have been useful in my present occupation.		
1 - Strongly Disagree	2.62%	1.41%
2 -	3.40%	6.10%
3 -	4.45%	3.76%
4 -	23.30%	21.13%
5 -	43.98%	43.66%
6 - Strongly Agree	22.25%	23.94%
	MEAN= 4.69	4.71
25. Overall, I am satisfied with the graduate education I received at CU-Colorado Springs.		
1 - Strongly Disagree	1.04%	1.88%
2 -	2.33%	3.29%
3 -	2.59%	1.88%
4 -	10.88%	15.49%
5 -	54.40%	46.01%
6 - Strongly Agree	28.76%	31.46%
	MEAN= 5.02	4.95


	<b>2000 GRAD ALUMNI</b>	<b>2001 GRAD ALUMNI</b>
26. In retrospect, I wish I had chosen a different graduate program of study at CU-Colorado Springs.		
1 - Yes	9.82%	13.74%
2 - No (go to Q. 26b)	90.18%	86.26%
26a. If yes, what degree program do you wish you had chosen?	38	29
Other	7.89%	16.00%
Computer Science (MS, Ph.D.)	13.16%	16.00%
Marketing	7.89%	8.00%
Information Systems	5.26%	8.00%
Finance	2.63%	8.00%
Counseling & Human Services	2.63%	8.00%
Technology Management (MBA)	N/A	4.00%
Software Engineering	2.63%	4.00%
Public Administration (MPA)	N/A	4.00%
Psychology	5.26%	4.00%
Mathematics (MBS)	N/A	4.00%
Leadership & Human Resources Management	2.63%	4.00%
International Management (MBA)	N/A	4.00%
Curriculum & Instruction	2.63%	0.00%
Biotechnology/Biochemistry	2.63%	0.00%
26b. Do you wish you had attended a different institution?		
1 - Yes	12.95%	15.69%
2 - No	87.05%	84.31%
26c. Could you have attended a different institution?		
1 - Yes	72.73%	75.79%
2 - No	27.27%	24.21%
27. I sought formal graduate advisement on a regular basis (at least once a semester).		
1 - Yes	39.02%	45.97%
2 - No	60.98%	54.03%
28. How would you evaluate the advising you received in your graduate program?		
0 - Never was advised	1.54%	8.88%
1 - Very Poor	3.34%	4.67%
2 - Poor	6.68%	2.34%
3 - Fair	19.54%	16.36%
4 - Good	37.79%	39.25%
5 - Excellent	23.65%	21.50%
6 - Never requested or needed advisement	7.46%	7.01%
(* the mean does not include category 0 or 6 responses)	*MEAN= 3.79	3.84
29. How would you evaluate the mentoring you received in your graduate program?		
0 - Never had a mentor	19.64%	41.04%
1 - Very Poor	3.36%	1.89%
2 - Poor	7.49%	1.89%
3 - Fair	16.54%	14.15%
4 - Good	28.17%	25.94%
5 - Excellent	24.81%	15.09%
(* the mean does not include category 0 responses)	*MEAN= 3.79	3.86

	2000 GRAD ALUMNI	2001 GRAD ALUMNI
30. Did you work directly with any faculty member on research, service, or creative projects during your time at CU-Colorado Springs, either in or outside of class?		
1 - Yes	50.13%	46.70%
2 - No	44.44%	47.17%
3 - No, but I wanted a mentor	5.43%	6.13%
31. How often were courses needed for your graduate program unavailable in the semester that you needed them?		
1 - Never	26.56%	27.23%
2 - Rarely	39.06%	31.46%
3 - Sometimes	28.65%	34.27%
4 - Often	5.21%	5.63%
5 - Always	0.52%	1.41%
	MEAN= 2.14	2.23
32. In your opinion, what were the advantages of going to graduate school at CU-Colorado Springs?		
Location	28.61%	20.22%
Faculty	13.20%	9.67%
Convenient	N/A	8.13%
Class hours/schedule	5.64%	7.47%
Good departmental programs	4.13%	5.93%
Cost	5.64%	5.49%
Curriculum	5.23%	4.84%
Other	2.75%	4.84%
Good reputation	4.26%	4.62%
Night classes	4.40%	4.62%
Quality education	N/A	4.18%
Small class size	4.26%	3.74%
Had major I wanted	2.06%	1.98%
Networking, contracts in community	N/A	1.76%
Availability of faculty	1.10%	1.54%
Personable/small student:teacher ratio	2.34%	1.54%
Accredited	1.79%	1.32%
Good equipment, facilities, resources	1.10%	1.32%
Orientation to non-traditional students	1.65%	1.10%
Beautiful campus	0.28%	0.88%
High academic standards	2.20%	0.88%
Small school/atmosphere	1.51%	0.88%
Friendly atmosphere	0.96%	0.66%
Part of CU system, affiliation w/Boulder	1.79%	0.66%
Diverse course offerings	0.96%	0.44%
Older, mature student body	0.55%	0.44%
Classes taught by PhD's, not TA's	0.28%	0.22%
Good academic advising	0.41%	0.22%
Good customer, student services	0.14%	0.22%
Sports, near OTC	0.55%	0.22%
33. In your opinion, what were the disadvantages of going to graduate school at CU-Colorado Springs?		
Parking	15.60%	15.23%
Other	9.97%	13.17%
Faculty	8.70%	9.88%
Curriculum	3.58%	6.17%
High fees, costs	2.56%	6.17%
School lacks a big name	3.32%	5.76%
Department/program disorganized	N/A	4.94%



	<b>2000</b>	<b>2001</b>
	<b>GRAD ALUMNI</b>	<b>GRAD ALUMNI</b>
Lacking equipment/facilities/resources	7.42%	4.94%
Class hours/schedule	6.14%	3.70%
Need wider selection of courses	3.84%	3.29%
Too many unnecessary requirements	1.53%	3.29%
No career placement, guidance	3.07%	2.88%
Location	N/A	2.47%
Lack of funding for departments	2.05%	2.06%
Need more graduate programs	4.86%	2.06%
Bureaucracy	2.56%	1.65%
Lack of diversity among students	0.77%	1.65%
No involvement with community	N/A	1.65%
Group projects	1.53%	1.23%
Lack of diversity among instructors	1.28%	1.23%
Lack of internships, work experience	1.28%	1.23%
Lacking cohesiveness/communication	5.12%	1.23%
Lack of student/customer services	2.56%	1.23%
Lack of financial aid	0.26%	0.82%
Class size	N/A	0.41%
Overshadowed by Boulder	0.77%	0.41%
Poor academic advising	1.79%	0.41%
Same classes always offered at the same time	0.26%	0.41%
School is too small	1.53%	0.41%
34. Where did you first hear about your graduate program at UCCS?		
1 - I was a UCCS student at the time	19.47%	14.08%
2 - Professional publication	9.07%	9.22%
3 - Brochure	16.27%	16.99%
4 - Web site	1.07%	6.31%
5 - Word of mouth	54.13%	53.40%
34a. Did you find the UCCS website complete? <i>New Question</i>	N=	41
1 - Yes	68.29%	74.84%
2 - No	31.71%	25.16%
<b>Section D. Demographics</b>		
35. Your gender is:		
1 - Male	44.30%	40.85%
2 - Female	55.70%	59.15%
36. Your primary ethnic group is?		
1 - White / Anglo / Caucasian	90.53%	87.26%
2 - African American	1.32%	1.89%
3 - Hispanic/Chicano(a)/Latino(a)	2.37%	3.30%
4 - Asian	3.16%	4.25%
5 - Native American/American Indian/Aleut	0.79%	0.94%
6 - Other	1.84%	2.36%
37. Your year of birth is:	MEAN=	1961
	RANGE	1934-1975
		1963
		1939-1976

		<b>2000</b>	<b>2001</b>
		<b>GRAD ALUMNI</b>	<b>GRAD ALUMNI</b>
38. Your marital status is:			
1 - Single, Never Married		21.93%	15.09%
2 - Married		67.10%	73.58%
3 - Separated		0.26%	0.47%
4 - Divorced		9.40%	8.96%
5 - Widowed		78.00%	0.47%
6 - Other		0.52%	1.42%
39. How many dependants are in your household?	MEAN=	1.21	1.24
0		44.65%	40.00%
1		18.45%	20.95%
2		18.18%	23.33%
3		11.23%	9.52%
4		6.42%	4.29%
5-7		1.07%	1.90%
40. Your total personal annual salary (before deductions) in the year following your graduation was:			
1 - Less than \$9,999		5.08%	5.91%
2 - \$10,000 - \$19,999		7.75%	1.97%
3 - \$20,000 - \$29,999		15.78%	17.24%
4 - \$30,000 - \$39,999		26.47%	20.69%
5 - \$40,000 - \$54,999		17.91%	18.72%
6 - \$55,000 - \$79,999		18.98%	21.67%
7 - \$80,000 - \$99,999		4.01%	4.43%
8 - \$100,000 or more		4.01%	9.36%



## Graduate Alumni 2001 Survey Results

Comparison of University Totals to the College of Business

	ALL GRAD ALUMNI N=213	BUS GRADS N=66
1. What year did you start work toward a graduate degree at CU-Colorado Springs?		
1999	1.51%	0.00%
1998	12.56%	11.29%
1997	40.20%	51.61%
1996	30.65%	22.58%
1995	8.54%	9.68%
1994 and before	6.53%	4.84%
2. What was your initial student level?		
1 - Fully Accepted	71.56%	72.31%
2 - Transfer	2.84%	3.08%
3 - Provisionally Accepted	9.95%	12.31%
4 - Unclassified	15.64%	12.31%
2a. If you were a transfer student, from which institution did you transfer?		
Other (mostly out of state schools)	66.67%	100.00%
DU (Denver University)	16.67%	0.00%
USC (University of Southern CO)	16.67%	0.00%
3. What was your initial student tuition classification?		
1 - Resident	78.87%	66.67%
2 - Non-resident	21.13%	33.33%
4. During your graduate studies at CU-Colorado Springs, what was your course load during most semesters?		
1 - Full-time (5 or more hours a semester)	70.28%	78.46%
2 - Part-time (less than 5 hours a semester)	29.72%	21.54%
5. Please indicate when you received your last graduate degree from CU-Colorado Springs.		
1 - May, 1999	51.17%	50.00%
2 - August, 1999	15.96%	12.12%
3 - December, 1999	32.86%	37.88%
6. Which degree did you receive at the time of the above graduation?		
1 - Master of Arts	41.78%	0.00%
2 - Master of Science	5.63%	0.00%
3 - Master of Basic Science	1.88%	0.00%
4 - Master of Science Nursing	7.04%	0.00%
5 - Master of Business Administration	30.99%	100.00%
6 - Master of Public Administration	3.29%	0.00%
7 - Master of Engineering	9.39%	0.00%
8 - Doctor of Philosophy	0.00%	0.00%

7. In what major field(s) or area(s) of emphasis did you receive your graduate degree from CU-Colorado Springs?			
Business Administration (MBA)		7.69%	25.40%
Finance (MBA)		6.25%	20.63%
Information Systems (MBA)		4.33%	14.29%
Technology Management (MBA)		3.37%	11.11%
Accounting (MBA)		2.88%	9.52%
Marketing (MBA)		2.40%	7.94%
International Management (MBA)		1.92%	6.35%
Leadership & Human Resources Mgmt. (MBA)		1.44%	3.17%
Services Management (MBA)		0.48%	1.59%
8. In which school/college were you enrolled as a graduate student?			
1 - Business		30.84%	100.00%
2 - Education		33.64%	0.00%
3 - Engineering & Applied Science		12.15%	0.00%
4 - Letters, Arts, & Sciences		12.15%	0.00%
5 - Nursing		7.94%	0.00%
6 - Public Affairs		3.27%	0.00%
8a. Was any of your coursework on-line?			
1 - Yes		15.96%	30.30%
2 - No (go to Q. 9)		84.04%	69.70%
8b. If yes, estimate what percent was done off-campus. (for % answer YES)		MEAN=	
		<=50%	47.23% 12.22%
		>50%	58.97% 40.00%
			41.03% 60.00%
9. What was your primary purpose in obtaining a graduate degree? CIRCLE ONE ANSWER ONLY			
1 - To become better qualified for future employment.		33.02%	46.97%
2 - To become better qualified for my present employment.		18.87%	6.06%
3 - To qualify for advancement in my field of employment.		19.34%	18.18%
4 - To prepare for a better job than my present employment.		5.19%	6.06%
5 - To prepare for changing my occupation.		9.43%	10.61%
6 - To prepare for a further graduate degree (e.g., earning a masters and a Ph.D.).		5.19%	0.00%
7 - For self-development.		6.13%	10.61%
8 - Other		2.83%	1.52%
10. Are you currently enrolled in an advanced degree (beyond your graduate degree at CU-Colorado Springs) or certificate program?			
1 - Yes		8.92%	1.52%
2 - No (go to Q. 10b)		91.08%	98.48%
10a. If yes, what is the program in which you are enrolled and at what university? (go to Q. 10c)			
Program:			
MS (Master of Science)		5.56%	100.00%
Other		16.67%	0.00%
University:			
Other		47.06%	100.00%
10b. If no, do you plan to pursue another advanced degree, credentials, licenses, and/or certifications in the near future?			
1 - Yes		40.45%	29.31%
2 - No		59.55%	70.69%

**SECTION B: EMPLOYMENT**

11. Upon graduation, what did you do?		
1 - Sought employment	19.72%	13.64%
2 - Attend further graduate school	6.57%	1.52%
3 - Continued current employment	61.97%	71.21%
4 - Took time off	4.23%	3.03%
5 - Other	7.51%	10.61%
12. What is your current employment status?		
1 - Employed full-time (go to Q. 13)	85.92%	93.94%
2 - Employed part-time (go to Q. 13)	8.92%	1.52%
3 - Unemployed but seeking employment	1.88%	3.03%
4 - Unemployed but not seeking employment	3.29%	1.52%
12a. If unemployed, what is your current source of income? (go to Q.21)		
Parents	9.09%	33.33%
Spouse	36.36%	0.00%
Savings	9.09%	0.00%
Loans/Grants	9.09%	0.00%
Stipend	9.09%	0.00%
Other	27.27%	66.67%
13. In which sector of the economy is your primary employment?		
1 - Aerospace Industry	6.80%	6.15%
2 - Agricultural	0.00%	0.00%
3 - Contract Construction	0.00%	0.00%
4 - Education	32.04%	1.54%
5 - Finance	2.91%	9.23%
6 - Government	8.74%	7.69%
7 - Homemaker	0.97%	1.54%
8 - Insurance -- Real Estate	0.97%	3.08%
9 - Manufacturing	6.31%	15.38%
10 - Mining	0.00%	0.00%
11 - Medical/Nursing/Allied Health	10.19%	1.54%
12 - Professional (Medical or Law)	1.46%	0.00%
13 - Public Service	1.94%	0.00%
14 - Services	2.91%	7.69%
15 - Transportation & Public Utilities	0.97%	3.08%
16 - Wholesale & Retail Trades	1.46%	4.62%
17 - Other (specify)	22.33%	38.46%
14a. Are you currently employed in your chosen profession/occupation?		
1 - Yes	91.63%	89.06%
2 - No	8.37%	10.94%
14b. Overall, are you satisfied with your current job?		
1 - Yes	90.55%	83.87%
2 - No	9.45%	16.13%
15. Did you already have your current job prior to graduation?		
1 - Yes	56.50%	62.50%
2 - No	43.50%	37.50%

**GRAD ALUMNI    BUS GRADS**

15a. How long did it take for you to find your first job related to your graduate degree after graduation?	MEAN days =	67	29.98
	< 30 days	58.74%	56.76%
	< 60 days	69.93%	64.86%
	> 60 days	22.38%	35.14%
15b. After graduation, was your employment changed to an area related to your graduate degree?			
1 - Yes		39.39%	32.69%
2 - No		60.61%	67.31%
16. Was it necessary for you to relocate for your first job after graduation?			
1 - Did not have to relocate		56.65%	51.56%
2 - Relocated within Colorado		3.94%	3.13%
3 - Relocated to another state		13.30%	9.38%
4 - Relocated to another country		0.99%	1.56%
5 - N/A (e.g., already had a job in my field)		25.12%	34.38%
17. How much previous experience did you have in your current field of employment?			
1 - Had no previous employment experience		14.71%	15.38%
2 - Had some previous employment experience		37.25%	30.77%
3 - Had substantial previous employment experience		48.04%	53.85%
<b>Please circle the number for each item that most closely matches your opinion:</b>			
18. My job is closely related to my chosen field of study.			
1 - Strongly Disagree		4.90%	6.15%
2 -		5.39%	13.85%
3 -		1.47%	1.54%
4 -		10.78%	23.08%
5 -		25.98%	33.85%
6 - Strongly Agree		51.47%	21.54%
	MEAN=	5.02	4.29
19. My graduate studies at CU-Colorado Springs enhanced my ability to get a job.			
1 - Strongly Disagree		3.50%	3.13%
2 -		6.00%	7.81%
3 -		3.00%	3.13%
4 -		17.50%	21.88%
5 -		35.50%	45.31%
6 - Strongly Agree		34.50%	18.75%
	MEAN=	4.79	4.55
20. A graduate degree is required to do my job well.			
1 - Strongly Disagree		5.39%	6.15%
2 -		18.14%	26.15%
3 -		6.86%	10.77%
4 -		23.04%	24.62%
5 -		20.59%	20.00%
6 - Strongly Agree		25.98%	12.31%
	MEAN=	4.13	3.63

**Section C: Rating My Education at CU-Colorado Springs**

**Please circle the number for each item that most closely matches your opinion:**

21. My CU-Colorado Springs graduate degree prepared me well for my chosen career.		
1 - Strongly Disagree	3.32%	3.08%
2 -	5.21%	4.62%
3 -	4.27%	4.62%
4 -	27.96%	36.92%
5 -	41.71%	40.00%
6 - Strongly Agree	17.54%	10.77%
	MEAN= 4.52	4.38
22. The technical skills I learned at CU-Colorado Springs during my graduate studies were complete and up-to-date.		
1 - Strongly Disagree	2.84%	1.54%
2 -	1.42%	0.00%
3 -	5.21%	7.69%
4 -	23.22%	27.69%
5 -	48.82%	49.23%
6 - Strongly Agree	18.48%	13.85%
	MEAN= 4.69	4.65
23. I would recommend my graduate degree program to another interested person.		
1 - Strongly Disagree	2.35%	0.00%
2 -	4.23%	1.52%
3 -	2.82%	3.03%
4 -	15.96%	18.18%
5 -	42.72%	50.00%
6 - Strongly Agree	31.92%	27.27%
	MEAN= 4.88	4.98
24. The specific knowledge, skills, and expertise I acquired at CU-Colorado Springs in my graduate program have been useful in my present occupation.		
1 - Strongly Disagree	1.41%	0.00%
2 -	6.10%	3.03%
3 -	3.76%	6.06%
4 -	21.13%	33.33%
5 -	43.66%	46.97%
6 - Strongly Agree	23.94%	10.61%
	MEAN= 4.71	4.56
25. Overall, I am satisfied with the graduate education I received at CU-Colorado Springs.		
1 - Strongly Disagree	1.88%	0.00%
2 -	3.29%	0.00%
3 -	1.88%	1.52%
4 -	15.49%	16.67%
5 -	46.01%	57.58%
6 - Strongly Agree	31.46%	24.24%
	MEAN= 4.95	5.05
26. In retrospect, I wish I had chosen a different graduate program of study at CU-Colorado Springs.		
1 - Yes	13.74%	19.70%
2 - No (go to Q. 26b)	86.26%	80.30%

	<u>GRAD ALUMNI</u>	<u>BUS GRADS</u>
26a. If yes, what degree program do you wish you had chosen?		
Computer Science (MS)	16.00%	25.00%
Information Systems (MBA)	8.00%	16.67%
Marketing (MBA)	8.00%	16.67%
Finance (MBA)	8.00%	8.33%
International Management (MBA)	4.00%	8.33%
Leadership & Human Resources Mgmt. (MBA)	4.00%	8.33%
Software Engineering (ME)	4.00%	8.33%
Other	16.00%	8.33%
26b. Do you wish you had attended a different institution?		
1 - Yes	15.69%	15.00%
2 - No	84.31%	85.00%
26c. Could you have attended a different institution?		
1 - Yes	75.79%	76.79%
2 - No	24.21%	23.21%
27. I sought formal graduate advisement on a regular basis (at least once a semester).		
1 - Yes	45.97%	18.75%
2 - No	54.03%	81.25%
28. How would you evaluate the advising you received in your graduate program?		
0 - Never was advised	8.88%	16.67%
1 - Very Poor	4.67%	1.52%
2 - Poor	2.34%	0.00%
3 - Fair	16.36%	16.67%
4 - Good	39.25%	37.88%
5 - Excellent	21.50%	15.15%
6 - Never requested or needed advisement	7.01%	12.12%
(* the mean does not include category 0 or 6 responses)	*MEAN= 3.84	3.91
29. How would you evaluate the mentoring you received in your graduate program?		
0 - Never had a mentor	41.04%	66.15%
1 - Very Poor	1.89%	0.00%
2 - Poor	1.89%	0.00%
3 - Fair	14.15%	7.69%
4 - Good	25.94%	20.00%
5 - Excellent	15.09%	6.15%
(* the mean does not include category 0 responses)	*MEAN= 3.86	3.95
30. Did you work directly with any faculty member on research, service, or creative projects during your time at CU-Colorado Springs, either in or outside of class?		
1 - Yes	46.70%	15.38%
2 - No	47.17%	72.31%
3 - No, but I wanted a mentor	6.13%	12.31%
31. How often were courses needed for your graduate program unavailable in the semester that you needed them?		
1 - Never	27.23%	16.92%
2 - Rarely	31.46%	21.54%
3 - Sometimes	34.27%	58.46%
4 - Often	5.63%	1.54%
5 - Always	1.41%	1.54%
	MEAN= 2.23	2.49



32. In your opinion, what were the advantages of going to graduate school at CU-Colorado Springs?

Location	20.22%	17.33%
Faculty	9.67%	12.00%
Class hours/schedule	7.47%	10.67%
Cost	5.49%	6.67%
Good departmental programs	5.93%	6.67%
Quality education	4.18%	6.00%
Curriculum	4.84%	5.33%
Good reputation	4.62%	4.67%
Small class size	3.74%	4.67%
Other	4.84%	4.67%
Night classes	4.62%	4.00%
Accredited	1.32%	3.33%
Convenient	8.13%	2.67%
Orientation to non-traditional students	1.10%	2.67%
Availability of faculty	1.54%	2.00%
Beautiful campus	0.88%	1.33%
Networking, contracts in community	1.76%	1.33%
Part of CU system, affiliation w/Boulder	0.66%	1.33%
Classes taught by PhD's, not TA's	0.22%	0.67%
Good equipment, facilities, resources	1.32%	0.67%
Had major I wanted	1.98%	0.67%
Personable/small student:teacher ratio	1.54%	0.67%

33. In your opinion, what were the disadvantages of going to graduate school at CU-Colorado Springs?

Other	13.17%	11.54%
Faculty	9.88%	8.97%
Parking	15.23%	8.97%
School lacks a big name	5.76%	8.97%
Curriculum	6.17%	7.69%
Class hours/schedule	3.70%	6.41%
No career placement, guidance	2.88%	6.41%
Group projects	1.23%	3.85%
Lack of diversity among students	1.65%	3.85%
Lacking equipment/facilities/resources	4.94%	3.85%
No involvement w/community	1.65%	3.85%
Too many unnecessary requirements	3.29%	3.85%
Bureaucracy	1.65%	2.56%
Department/program disorganized	4.94%	2.56%
Need more graduate programs	2.06%	2.56%
Need wider selection of courses	3.29%	2.56%
Class size	0.41%	1.28%
High fees, costs	6.17%	1.28%
Lack of diversity among instructors	1.23%	1.28%
Lack of financial aid	0.82%	1.28%
Lack of funding for departments	2.06%	1.28%
Lack of internships, work experience	1.23%	1.28%
Lacking cohesiveness/communication	1.23%	1.28%
Lacking student/customer services	1.23%	1.28%
Same classes always at same times	0.41%	1.28%

34. Where did you first hear about your graduate program at UCCS?

1 - I was a UCCS student at the time	14.08%	17.46%
2 - Professional publication	9.22%	6.35%
3 - Brochure	16.99%	15.87%
4 - Web site	6.31%	11.11%
5 - Word of mouth	53.40%	49.21%

34a. Did you find the UCCS website complete?

1 - Yes	74.84%	69.64%
2 - No	25.16%	30.36%

**Section D. Demographics**


35. Your gender is:

1 - Male	40.85%	59.09%
2 - Female	59.15%	40.91%

36. Your primary ethnic group is?

1 - White - Anglo - Caucasian	87.26%	87.69%
-------------------------------	--------	--------

		<u>GRAD ALUMNI</u>	<u>BUS GRADS</u>
2 - African American		1.89%	0.00%
3 - Hispanic - Chicano/a - Latino/a		3.30%	0.00%
4 - Asian		4.25%	10.77%
5 - Native American - American Indian - Aleut		0.94%	0.00%
6 - Other		2.36%	1.54%
37. Your year of birth is:	MEAN=	63	64
38. Your marital status is:			
1 - Single, Never Married		15.09%	13.85%
2 - Married		73.58%	80.00%
3 - Separated		0.47%	0.00%
4 - Divorced		8.96%	6.15%
5 - Widowed		0.47%	0.00%
6 - Other		1.42%	0.00%
39. How many dependants are in your household?	MEAN=	1.24	1.35
40. Your total personal annual salary (before deductions) in the year following your graduation was:			
1 - Less than \$9,999		5.91%	6.35%
2 - \$10,000 - \$19,999		1.97%	0.00%
3 - \$20,000 - \$29,999		17.24%	1.59%
4 - \$30,000 - \$39,999		20.69%	7.94%
5 - \$40,000 - \$54,999		18.72%	23.81%
6 - \$55,000 - \$79,999		21.67%	31.75%
7 - \$80,000 - \$99,999		4.43%	6.35%
8 - \$100,000 or more		9.36%	22.22%



## Graduate Alumni 2001 Survey Results

Comparison of University Totals to the College of Education

	<u>GRAD ALUMNI</u> N=213	<u>EDU GRADS</u> N=72
1. What year did you start work toward a graduate degree at CU-Colorado Springs?		
1999	1.51%	4.48%
1998	12.56%	13.43%
1997	40.20%	38.81%
1996	30.65%	26.87%
1995	8.54%	10.45%
1994 and before	6.53%	5.97%
2. What was your initial student level?		
1 - Fully Accepted	71.56%	70.00%
2 - Transfer	2.84%	2.86%
3 - Provisionally Accepted	9.95%	4.29%
4 - Unclassified	15.64%	22.86%
2a. If you were a transfer student, from which institution did you transfer?		
Other (mostly out of state schools)	66.67%	50.00%
CU-Denver	0.00%	50.00%
DU (Denver University)	16.67%	0.00%
USC (University of Southern CO)	16.67%	0.00%
3. What was your initial student tuition classification?		
1 - Resident	78.87%	90.14%
2 - Non-resident	21.13%	9.86%
4. During your graduate studies at CU-Colorado Springs, what was your course load during most semesters?		
1 - Full-time (5 or more hours a semester)	70.28%	66.20%
2 - Part-time (less than 5 hours a semester)	29.72%	33.80%
5. Please indicate when you received your last graduate degree from CU-Colorado Springs.		
1 - May, 1999	51.17%	47.89%
2 - August, 1999	15.96%	28.17%
3 - December, 1999	32.86%	23.94%
6. Which degree did you receive at the time of the above graduation?		
1 - Master of Arts	41.78%	91.55%
2 - Master of Science	5.63%	7.04%
3 - Master of Basic Science	1.88%	1.41%
4 - Master of Science Nursing	7.04%	0.00%
5 - Master of Business Administration	30.99%	0.00%
6 - Master of Public Administration	3.29%	0.00%
7 - Master of Engineering	9.39%	0.00%
8 - Doctor of Philosophy	0.00%	0.00%

7. In what major field(s) or area(s) of emphasis did you receive your graduate degree from CU-Colorado Springs?		
Curriculum & Instruction (MA)		12.02% 34.72%
Special Education (MA)		9.62% 27.78%
Counseling & Human Services (MA)		6.25% 18.06%
Reading (MA)		1.92% 5.56%
Educational Computing & Technology (MA)		0.96% 2.78%
Science Education (MA)		1.44% 2.78%
Community Agency Counseling (MA)		0.48% 1.39%
Exercise Science (MBS)		0.48% 1.39%
Gifted & Talented Education (MA)		0.48% 1.39%
Leadership (MA)		0.48% 1.39%
School Counseling (MA)		0.48% 1.39%
Science, Teaching (MBS)		0.48% 1.39%
8. In which school/college were you enrolled as a graduate student?		
1 - Business		30.84% 0.00%
2 - Education		33.64% 100.00%
3 - Engineering & Applied Science		12.15% 0.00%
4 - Letters, Arts, & Sciences		12.15% 0.00%
5 - Nursing		7.94% 0.00%
6 - Public Affairs		3.27% 0.00%
8a. Was any of your coursework on-line?		
1 - Yes		15.96% 7.04%
2 - No (go to Q. 9)		84.04% 92.96%
8b. If yes, estimate what percent was done off-campus. (for % answer YES)		
	MEAN=	47.23% 9.33%
	<=50%	58.97% 100.00%
	>50%	41.03% 0.00%
9. What was your primary purpose in obtaining a graduate degree? CIRCLE ONE ANSWER ONLY		
1 - To become better qualified for future employment.		33.02% 30.00%
2 - To become better qualified for my present employment.		18.87% 32.86%
3 - To qualify for advancement in my field of employment.		19.34% 21.43%
4 - To prepare for a better job than my present employment.		5.19% 4.29%
5 - To prepare for changing my occupation.		9.43% 4.29%
6 - To prepare for a further graduate degree (e.g., earning a masters and a Ph.D.).		5.19% 1.43%
7 - For self-development.		6.13% 1.43%
8 - Other		2.83% 4.29%
10. Are you currently enrolled in an advanced degree (beyond your graduate degree at CU-Colorado Springs) or certificate program?		
1 - Yes		8.92% 5.63%
2 - No (go to Q. 10b)		91.08% 94.37%
10a. If yes, what is the program in which you are enrolled and at what university? (go to Q. 10c)		
Program:		
MA (Master of Arts)		5.56% 33.33%
Ph.D.		72.22% 33.33%
Other		16.67% 33.33%
University:		
CU-Colorado Springs		11.76% 33.33%
CU-Denver		5.88% 33.33%
Other		47.06% 33.33%

10b. If no, do you plan to pursue another advanced degree, credentials, licenses, and/or certifications in the near future?

1 - Yes	40.45%	44.26%
2 - No	59.55%	55.74%

**SECTION B: EMPLOYMENT**

11. Upon graduation, what did you do?

1 - Sought employment	19.72%	19.72%
2 - Attend further graduate school	6.57%	2.82%
3 - Continued current employment	61.97%	66.20%
4 - Took time off	4.23%	5.63%
5 - Other	7.51%	5.63%

12. What is your current employment status?

1 - Employed full-time (go to Q. 13)	85.92%	87.32%
2 - Employed part-time (go to Q. 13)	8.92%	8.45%
3 - Unemployed but seeking employment	1.88%	0.00%
4 - Unemployed but not seeking employment	3.29%	4.23%

12a. If unemployed, what is your current source of income? (go to Q.21)

Parents	9.09%	0.00%
Spouse	36.36%	100.00%
Savings	9.09%	0.00%
Loans/Grants	9.09%	0.00%
Stipend	9.09%	0.00%
Other	27.27%	0.00%

13. In which sector of the economy is your primary employment?

1 - Aerospace Industry	6.80%	0.00%
2 - Agricultural	0.00%	0.00%
3 - Contract Construction	0.00%	0.00%
4 - Education	32.04%	85.71%
5 - Finance	2.91%	0.00%
6 - Government	8.74%	0.00%
7 - Homemaker	0.97%	1.43%
8 - Insurance -- Real Estate	0.97%	0.00%
9 - Manufacturing	6.31%	0.00%
10 - Mining	0.00%	0.00%
11 - Medical/Nursing/Allied Health	10.19%	0.00%
12 - Professional (Medical or Law)	1.46%	2.86%
13 - Public Service	1.94%	1.43%
14 - Services	2.91%	0.00%
15 - Transportation & Public Utilities	0.97%	0.00%
16 - Wholesale & Retail Trades	1.46%	0.00%
17 - Other (specify)	22.33%	8.57%

14a. Are you currently employed in your chosen profession/occupation?

1 - Yes	91.63%	97.10%
2 - No	8.37%	2.90%

14b. Overall, are you satisfied with your current job?

1 - Yes	90.55%	97.06%
2 - No	9.45%	2.94%

15. Did you already have your current job prior to graduation?

1 - Yes	56.50%	62.69%
2 - No	43.50%	37.31%

15a. How long did it take for you to find your first job related to your graduate degree after graduation?

MEAN days =	67	51.4
< 30 days	58.74%	66.67%
< 60 days	69.93%	74.51%
> 60 days	22.38%	15.69%

15b. After graduation, was your employment changed to an area related to your graduate degree?

1 - Yes	39.39%	38.46%
2 - No	60.61%	61.54%

16. Was it necessary for you to relocate for your first job after graduation?

	<u>GRAD ALUMNI</u>	<u>EDU GRADS</u>
1 - Did not have to relocate	56.65%	70.00%
2 - Relocated within Colorado	3.94%	1.43%
3 - Relocated to another state	13.30%	7.14%
4 - Relocated to another country	0.99%	0.00%
5 - N/A (e.g., already had a job in my field)	25.12%	21.43%
17. How much previous experience did you have in your current field of employment?		
1 - Had no previous employment experience	14.71%	12.86%
2 - Had some previous employment experience	37.25%	41.43%
3 - Had substantial previous employment experience	48.04%	45.71%
<b>Please circle the number for each item that most closely matches your opinion:</b>		
18. My job is closely related to my chosen field of study.		
1 - Strongly Disagree	4.90%	0.00%
2 -	5.39%	0.00%
3 -	1.47%	0.00%
4 -	10.78%	5.71%
5 -	25.98%	20.00%
6 - Strongly Agree	51.47%	74.29%
	MEAN= 5.02	5.69
19. My graduate studies at CU-Colorado Springs enhanced my ability to get a job.		
1 - Strongly Disagree	3.50%	2.90%
2 -	6.00%	5.80%
3 -	3.00%	1.45%
4 -	17.50%	20.29%
5 -	35.50%	28.99%
6 - Strongly Agree	34.50%	40.58%
	MEAN= 4.79	4.88
20. A graduate degree is required to do my job well.		
1 - Strongly Disagree	5.39%	5.71%
2 -	18.14%	12.86%
3 -	6.86%	5.71%
4 -	23.04%	24.29%
5 -	20.59%	24.29%
6 - Strongly Agree	25.98%	27.14%
	MEAN= 4.13	4.30

**Section C: Rating My Education at CU-Colorado Springs**

**Please circle the number for each item that most closely matches your opinion:**

21. My CU-Colorado Springs graduate degree prepared me well for my chosen career.		
1 - Strongly Disagree	3.32%	2.78%
2 -	5.21%	4.17%
3 -	4.27%	4.17%
4 -	27.96%	27.78%
5 -	41.71%	45.83%
6 - Strongly Agree	17.54%	15.28%
	MEAN= 4.52	4.56
22. The technical skills I learned at CU-Colorado Springs during my graduate studies were complete and up-to-date.		
1 - Strongly Disagree	2.84%	2.78%
2 -	1.42%	1.39%
3 -	5.21%	5.56%
4 -	23.22%	25.00%
5 -	48.82%	47.22%
6 - Strongly Agree	18.48%	18.06%
	MEAN= 4.69	4.67
23. I would recommend my graduate degree program to another interested person.		
1 - Strongly Disagree	2.35%	5.56%
2 -	4.23%	2.78%
3 -	2.82%	2.78%
4 -	15.96%	20.83%
5 -	42.72%	38.89%
6 - Strongly Agree	31.92%	29.17%
	MEAN= 4.88	4.72
24. The specific knowledge, skills, and expertise I acquired at CU-Colorado Springs in my graduate program have been useful in my present occupation.		
1 - Strongly Disagree	1.41%	1.39%
2 -	6.10%	5.56%
3 -	3.76%	2.78%
4 -	21.13%	16.67%
5 -	43.66%	47.22%
6 - Strongly Agree	23.94%	26.39%
	MEAN= 4.71	4.82
25. Overall, I am satisfied with the graduate education I received at CU-Colorado Springs.		
1 - Strongly Disagree	1.88%	2.78%
2 -	3.29%	4.17%
3 -	1.88%	2.78%
4 -	15.49%	18.06%
5 -	46.01%	48.61%
6 - Strongly Agree	31.46%	23.61%
	MEAN= 4.95	4.76
26. In retrospect, I wish I had chosen a different graduate program of study at CU-Colorado Springs.		
1 - Yes	13.74%	8.45%
2 - No (go to Q. 26b)	86.26%	91.55%


	<b>GRAD ALUMNI</b>	<b>EDU GRADS</b>
26a. If yes, what degree program do you wish you had chosen?		
Counseling & Human Services (MA)	8.00%	40.00%
Business Administration (MBA)	4.00%	20.00%
Mathematics (MBS)	4.00%	20.00%
Technology Management (MBA)	4.00%	20.00%
26b. Do you wish you had attended a different institution?		
1 - Yes	15.69%	15.94%
2 - No	84.31%	84.06%
26c. Could you have attended a different institution?		
1 - Yes	75.79%	82.81%
2 - No	24.21%	17.19%
27. I sought formal graduate advisement on a regular basis (at least once a semester).		
1 - Yes	45.97%	61.97%
2 - No	54.03%	38.03%
28. How would you evaluate the advising you received in your graduate program?		
0 - Never was advised	8.88%	4.17%
1 - Very Poor	4.67%	6.94%
2 - Poor	2.34%	4.17%
3 - Fair	16.36%	16.67%
4 - Good	39.25%	33.33%
5 - Excellent	21.50%	33.33%
6 - Never requested or needed advisement	7.01%	1.39%
(* the mean does not include category 0 or 6 responses)	*MEAN= 3.84	3.87
29. How would you evaluate the mentoring you received in your graduate program?		
0 - Never had a mentor	41.04%	35.21%
1 - Very Poor	1.89%	2.82%
2 - Poor	1.89%	4.23%
3 - Fair	14.15%	11.27%
4 - Good	25.94%	23.94%
5 - Excellent	15.09%	22.54%
(* the mean does not include category 0 responses)	*MEAN= 3.86	3.91
30. Did you work directly with any faculty member on research, service, or creative projects during your time at CU-Colorado Springs, either in or outside of class?		
1 - Yes	46.70%	53.52%
2 - No	47.17%	43.66%
3 - No, but I wanted a mentor	6.13%	2.82%
31. How often were courses needed for your graduate program unavailable in the semester that you needed them?		
1 - Never	27.23%	34.72%
2 - Rarely	31.46%	30.56%
3 - Sometimes	34.27%	26.39%
4 - Often	5.63%	6.94%
5 - Always	1.41%	1.39%
	MEAN= 2.23	2.10



32. In your opinion, what were the advantages of going to graduate school at CU-Colorado Springs?		
Location	20.22%	25.69%
Convenient	8.13%	13.89%
Faculty	9.67%	11.11%
Class hours/schedule	7.47%	8.33%
Cost	5.49%	5.56%
Curriculum	4.84%	3.47%
Good reputation	4.62%	3.47%
Night classes	4.62%	3.47%
Other	4.84%	3.47%
Had major I wanted	1.98%	2.78%
Networking, contracts in community	1.76%	2.78%
Quality education	4.18%	2.78%
Good departmental programs	5.93%	2.08%
High academic standards	0.88%	2.08%
Diverse course offerings	0.44%	1.39%
Personable/small student:teacher ratio	1.54%	1.39%
Small class size	3.74%	1.39%
Availability of faculty	1.54%	0.69%
Good academic advising	0.22%	0.69%
Good equipment, facilities, resources	1.32%	0.69%
Older, mature student body	0.44%	0.69%
Orientation to non-traditional students	1.10%	0.69%
Small school/atmosphere	0.88%	0.69%
Sports, near OTC	0.22%	0.69%
33. In your opinion, what were the disadvantages of going to graduate school at CU-Colorado Springs?		
Parking	15.23%	21.33%
Faculty	9.88%	14.67%
High fees, costs	6.17%	13.33%
Other	13.17%	9.33%
Curriculum	6.17%	6.67%
Too many unnecessary requirements	3.29%	5.33%
Class hours/schedule	3.70%	4.00%
Location		4.00%
Need wider selection of courses	3.29%	4.00%
School lacks a big name	5.76%	4.00%
Department/program disorganized	4.94%	2.67%
Lack of diversity among instructors	1.23%	2.67%
Lack of funding for departments	2.06%	2.67%
Lack of diversity among students	1.65%	1.33%
Lack of financial aid	0.82%	1.33%
Lacking cohesiveness/communication	1.23%	1.33%
Lacking student/customer services	1.23%	1.33%
34. Where did you first hear about your graduate program at UCCS?		
1 - I was a UCCS student at the time	14.08%	5.71%
2 - Professional publication	9.22%	7.14%
3 - Brochure	16.99%	18.57%
4 - Web site	6.31%	1.43%
5 - Word of mouth	53.40%	67.14%
34a. Did you find the UCCS website complete?		
1 - Yes	74.84%	84.44%
2 - No	25.16%	15.56%

**Section D. Demographics**

35. Your gender is:			
1 - Male		40.85%	20.83%
2 - Female		59.15%	79.17%
36. Your primary ethnic group is?			
1 - White - Anglo - Caucasian		87.26%	86.11%
2 - African American		1.89%	2.78%
3 - Hispanic - Chicano/a - Latino/a		3.30%	5.56%
4 - Asian		4.25%	2.78%
5 - Native American - American Indian - Aleut		0.94%	1.39%
6 - Other		2.36%	1.39%
37. Your year of birth is:	MEAN=	63	61
38. Your marital status is:			
1 - Single, Never Married		15.09%	9.72%
2 - Married		73.58%	77.78%
3 - Separated		0.47%	0.00%
4 - Divorced		8.96%	11.11%
5 - Widowed		0.47%	0.00%
6 - Other		1.42%	1.39%
39. How many dependants are in your household?	MEAN=	1.24	1.26
40. Your total personal annual salary (before deductions) in the year following your graduation was:			
1 - Less than \$9,999		5.91%	2.78%
2 - \$10,000 - \$19,999		1.97%	2.78%
3 - \$20,000 - \$29,999		17.24%	31.94%
4 - \$30,000 - \$39,999		20.69%	44.44%
5 - \$40,000 - \$54,999		18.72%	12.50%
6 - \$55,000 - \$79,999		21.67%	5.56%
7 - \$80,000 - \$99,999		4.43%	0.00%
8 - \$100,000 or more		9.36%	0.00%



## Graduate Alumni 2001 Survey Results

Comparison of University Totals to the College of Engineering

	<u>GRAD ALUMNI</u> N=213	<u>ENGR GRADS</u> N=26
1. What year did you start work toward a graduate degree at CU-Colorado Springs?		
1999	1.51%	0.00%
1998	12.56%	16.00%
1997	40.20%	20.00%
1996	30.65%	52.00%
1995	8.54%	4.00%
1994 and before	6.53%	8.00%
2. What was your initial student level?		
1 - Fully Accepted	71.56%	61.54%
2 - Transfer	2.84%	0.00%
3 - Provisionally Accepted	9.95%	23.08%
4 - Unclassified	15.64%	15.38%
3. What was your initial student tuition classification?		
1 - Resident	78.87%	76.92%
2 - Non-resident	21.13%	23.08%
4. During your graduate studies at CU-Colorado Springs, what was your course load during most semesters?		
1 - Full-time (5 or more hours a semester)	70.28%	50.00%
2 - Part-time (less than 5 hours a semester)	29.72%	50.00%
5. Please indicate when you received your last graduate degree from CU-Colorado Springs.		
1 - May, 1999	51.17%	69.23%
2 - August, 1999	15.96%	7.69%
3 - December, 1999	32.86%	23.08%
6. Which degree did you receive at the time of the above graduation?		
1 - Master of Arts	41.78%	0.00%
2 - Master of Science	5.63%	19.23%
3 - Master of Basic Science	1.88%	3.85%
4 - Master of Science Nursing	7.04%	0.00%
5 - Master of Business Administration	30.99%	0.00%
6 - Master of Public Administration	3.29%	0.00%
7 - Master of Engineering	9.39%	76.92%
8 - Doctor of Philosophy	0.00%	0.00%

**GRAD ALUMNI ENGR GRADS**

7. In what major field(s) or area(s) of emphasis did you receive your graduate degree from CU-Colorado Springs?		
Space Operations (ME)		6.73% 53.85%
Aerospace/Space Operations (ME)		0.96% 7.69%
Computer Science (MS)		0.96% 7.69%
Electrical Engineering (MS)		0.96% 7.69%
Manufacturing (ME)		0.96% 7.69%
Remote Sensing (ME)		0.96% 7.69%
Communication (MA)		2.88% 3.85%
Mathematics (MBS)		0.48% 3.85%
8. In which school/college were you enrolled as a graduate student?		
1 - Business		30.84% 0.00%
2 - Education		33.64% 0.00%
3 - Engineering & Applied Science		12.15% 100.00%
4 - Letters, Arts, & Sciences		12.15% 0.00%
5 - Nursing		7.94% 0.00%
6 - Public Affairs		3.27% 0.00%
8a. Was any of your coursework on-line?		
1 - Yes		15.96% 11.54%
2 - No (go to Q. 9)		84.04% 88.46%
8b. If yes, estimate what percent was done off-campus. (for % answer YES)		
	MEAN=	47.23% 47.29%
	<=50%	58.97% 57.14%
	>50%	41.03% 42.86%
9. What was your primary purpose in obtaining a graduate degree? CIRCLE ONE ANSWER ONLY		
1 - To become better qualified for future employment.		33.02% 34.62%
2 - To become better qualified for my present employment.		18.87% 19.23%
3 - To qualify for advancement in my field of employment.		19.34% 23.08%
4 - To prepare for a better job than my present employment.		5.19% 3.85%
5 - To prepare for changing my occupation.		9.43% 7.69%
6 - To prepare for a further graduate degree (e.g., earning a masters and a Ph.D.).		5.19% 3.85%
7 - For self-development.		6.13% 7.69%
8 - Other		2.83% 0.00%
10. Are you currently enrolled in an advanced degree (beyond your graduate degree at CU-Colorado Springs) or certificate program?		
1 - Yes		8.92% 11.54%
2 - No (go to Q. 10b)		91.08% 88.46%
10a. If yes, what is the program in which you are enrolled and at what university? (go to Q. 10c)		
Program:		
Ph.D.		72.22% 100.00%
University:		
CU-Boulder		11.76% 66.67%
CU-Colorado Springs		11.76% 33.33%
10b. If no, do you plan to pursue another advanced degree, credentials, licenses, and/or certifications in the near future?		
1 - Yes		40.45% 52.17%
2 - No		59.55% 47.83%

**SECTION B: EMPLOYMENT**

11. Upon graduation, what did you do?		
1 - Sought employment	19.72%	15.38%
2 - Attend further graduate school	6.57%	7.69%
3 - Continued current employment	61.97%	69.23%
4 - Took time off	4.23%	0.00%
5 - Other	7.51%	7.69%
12. What is your current employment status?		
1 - Employed full-time (go to Q. 13)	85.92%	84.62%
2 - Employed part-time (go to Q. 13)	8.92%	15.38%
3 - Unemployed but seeking employment	1.88%	0.00%
4 - Unemployed but not seeking employment	3.29%	0.00%
13. In which sector of the economy is your primary employment?		
1 - Aerospace Industry	6.80%	34.62%
2 - Agricultural	0.00%	0.00%
3 - Contract Construction	0.00%	0.00%
4 - Education	32.04%	7.69%
5 - Finance	2.91%	0.00%
6 - Government	8.74%	26.92%
7 - Homemaker	0.97%	0.00%
8 - Insurance -- Real Estate	0.97%	0.00%
9 - Manufacturing	6.31%	7.69%
10 - Mining	0.00%	0.00%
11 - Medical/Nursing/Allied Health	10.19%	0.00%
12 - Professional (Medical or Law)	1.46%	0.00%
13 - Public Service	1.94%	0.00%
14 - Services	2.91%	3.85%
15 - Transportation & Public Utilities	0.97%	0.00%
16 - Wholesale & Retail Trades	1.46%	0.00%
17 - Other (specify)	22.33%	19.23%
14a. Are you currently employed in your chosen profession/occupation?		
1 - Yes	91.63%	76.92%
2 - No	8.37%	23.08%
14b. Overall, are you satisfied with your current job?		
1 - Yes	90.55%	88.46%
2 - No	9.45%	11.54%
15. Did you already have your current job prior to graduation?		
1 - Yes	56.50%	48.00%
2 - No	43.50%	52.00%
15a. How long did it take for you to find your first job related to your graduate degree after graduation?		
MEAN days =	67	51.9
< 30 days	58.74%	60.00%
< 60 days	69.93%	70.00%
> 60 days	22.38%	20.00%
15b. After graduation, was your employment changed to an area related to your graduate degree?		
1 - Yes	39.39%	38.10%
2 - No	60.61%	61.90%

**GRAD ALUMNI ENGR GRADS**

16. Was it necessary for you to relocate for your first job after graduation?

1 - Did not have to relocate	56.65%	34.62%
2 - Relocated within Colorado	3.94%	7.69%
3 - Relocated to another state	13.30%	26.92%
4 - Relocated to another country	0.99%	3.85%
5 - N/A (e.g., already had a job in my field)	25.12%	26.92%

17. How much previous experience did you have in your current field of employment?

1 - Had no previous employment experience	14.71%	15.38%
2 - Had some previous employment experience	37.25%	38.46%
3 - Had substantial previous employment experience	48.04%	46.15%

**Please circle the number for each item that most closely matches your opinion:**

18. My job is closely related to my chosen field of study.

1 - Strongly Disagree	4.90%	12.00%
2 -	5.39%	8.00%
3 -	1.47%	4.00%
4 -	10.78%	4.00%
5 -	25.98%	24.00%
6 - Strongly Agree	51.47%	48.00%
MEAN=	5.02	4.64

19. My graduate studies at CU-Colorado Springs enhanced my ability to get a job.

1 - Strongly Disagree	3.50%	0.00%
2 -	6.00%	8.70%
3 -	3.00%	4.35%
4 -	17.50%	8.70%
5 -	35.50%	30.43%
6 - Strongly Agree	34.50%	47.83%
MEAN=	4.79	5.04

20. A graduate degree is required to do my job well.

1 - Strongly Disagree	5.39%	0.00%
2 -	18.14%	12.00%
3 -	6.86%	8.00%
4 -	23.04%	32.00%
5 -	20.59%	20.00%
6 - Strongly Agree	25.98%	28.00%
MEAN=	4.13	4.44

**Section C: Rating My Education at CU-Colorado Springs**

**Please circle the number for each item that most closely matches your opinion:**

21. My CU-Colorado Springs graduate degree prepared me well for my chosen career.

1 - Strongly Disagree	3.32%	0.00%
2 -	5.21%	8.00%
3 -	4.27%	0.00%
4 -	27.96%	12.00%
5 -	41.71%	48.00%
6 - Strongly Agree	17.54%	32.00%
MEAN=	4.52	4.96

**GRAD ALUMNI ENGR GRADS**

22. The technical skills I learned at CU-Colorado Springs during my graduate studies were complete and up-to-date.		
1 - Strongly Disagree	2.84%	0.00%
2 -	1.42%	0.00%
3 -	5.21%	0.00%
4 -	23.22%	15.38%
5 -	48.82%	61.54%
6 - Strongly Agree	18.48%	23.08%
	MEAN=	4.69 5.08
23. I would recommend my graduate degree program to another interested person.		
1 - Strongly Disagree	2.35%	0.00%
2 -	4.23%	0.00%
3 -	2.82%	0.00%
4 -	15.96%	3.85%
5 -	42.72%	46.15%
6 - Strongly Agree	31.92%	50.00%
	MEAN=	4.88 5.46
24. The specific knowledge, skills, and expertise I acquired at CU-Colorado Springs in my graduate program have been useful in my present occupation.		
1 - Strongly Disagree	1.41%	0.00%
2 -	6.10%	19.23%
3 -	3.76%	0.00%
4 -	21.13%	15.38%
5 -	43.66%	26.92%
6 - Strongly Agree	23.94%	38.46%
	MEAN=	4.71 4.65
25. Overall, I am satisfied with the graduate education I received at CU-Colorado Springs.		
1 - Strongly Disagree	1.88%	0.00%
2 -	3.29%	0.00%
3 -	1.88%	0.00%
4 -	15.49%	7.69%
5 -	46.01%	42.31%
6 - Strongly Agree	31.46%	50.00%
	MEAN=	4.95 5.42
26. In retrospect, I wish I had chosen a different graduate program of study at CU-Colorado Springs.		
1 - Yes	13.74%	15.38%
2 - No (go to Q. 26b)	86.26%	84.62%
26a. If yes, what degree program do you wish you had chosen?		
Community Agency Counseling (MA)	4.00%	25.00%
Computer Science (MS)	16.00%	25.00%
Finance (MBA)	8.00%	25.00%
Other	16.00%	25.00%
26b. Do you wish you had attended a different institution?		
1 - Yes	15.69%	11.54%
2 - No	84.31%	88.46%
26c. Could you have attended a different institution?		
1 - Yes	75.79%	68.00%
2 - No	24.21%	32.00%

**GRAD ALUMNI ENGR GRADS**

27. I sought formal graduate advisement on a regular basis (at least once a semester).		
1 - Yes	45.97%	30.77%
2 - No	54.03%	69.23%
28. How would you evaluate the advising you received in your graduate program?		
0 - Never was advised	8.88%	19.23%
1 - Very Poor	4.67%	3.85%
2 - Poor	2.34%	3.85%
3 - Fair	16.36%	7.69%
4 - Good	39.25%	53.85%
5 - Excellent	21.50%	3.85%
6 - Never requested or needed advisement	7.01%	7.69%
(* the mean does not include category 0 or 6 responses)	*MEAN= 3.84	3.68
29. How would you evaluate the mentoring you received in your graduate program?		
0 - Never had a mentor	41.04%	38.46%
1 - Very Poor	1.89%	0.00%
2 - Poor	1.89%	0.00%
3 - Fair	14.15%	15.38%
4 - Good	25.94%	34.62%
5 - Excellent	15.09%	11.54%
(* the mean does not include category 0 responses)	*MEAN= 3.86	3.94
30. Did you work directly with any faculty member on research, service, or creative projects during your time at CU-Colorado Springs, either in or outside of class?		
1 - Yes	46.70%	73.08%
2 - No	47.17%	23.08%
3 - No, but I wanted a mentor	6.13%	3.85%
31. How often were courses needed for your graduate program unavailable in the semester that you needed them?		
1 - Never	27.23%	30.77%
2 - Rarely	31.46%	30.77%
3 - Sometimes	34.27%	30.77%
4 - Often	5.63%	7.69%
5 - Always	1.41%	0.00%
	MEAN= 2.23	2.15
32. In your opinion, what were the advantages of going to graduate school at CU-Colorado Springs?		
Location	20.22%	13.46%
Night classes	4.62%	13.46%
Curriculum	4.84%	7.69%
Good reputation	4.62%	7.69%
Quality education	4.18%	7.69%
Other	4.84%	7.69%
Convenient	8.13%	5.77%
Faculty	9.67%	5.77%
Availability of faculty	1.54%	3.85%
Good departmental programs	5.93%	3.85%
Had major I wanted	1.98%	3.85%
Networking, contacts in community	1.76%	3.85%
Small class size	3.74%	3.85%
Accredited	1.32%	1.92%
Beautiful campus	0.88%	1.92%
Friendly atmosphere	0.66%	1.92%
Good equipment, facilities, resources	1.32%	1.92%
Personable/small student:teacher ratio	1.54%	1.92%
Small school/atmosphere	0.88%	1.92%
33. In your opinion, what were the disadvantages of going to graduate school at CU-Colorado Springs?		
Other	13.17%	16.67%
Lacking equipment/facilities/resources	4.94%	12.50%
Parking	15.23%	12.50%
School lacks a big name	5.76%	12.50%
Curriculum	6.17%	8.33%
Location	20.04%	8.33%
Class hours/schedule	3.70%	4.17%
Department/program disorganized	4.94%	4.17%
Lack of funding for departments	2.06%	4.17%
Need more graduate programs	2.06%	4.17%
Need wider selection of courses	3.29%	4.17%




		<u>GRAD ALUMNI</u>	<u>ENGR GRADS</u>
No career placement, guidance		2.88%	4.17%
Overshadowed by Boulder		0.41%	4.17%
34. Where did you first hear about your graduate program at UCCS?			
1 - I was a UCCS student at the time		14.08%	7.69%
2 - Professional publication		9.22%	3.85%
3 - Brochure		16.99%	23.08%
4 - Web site		6.31%	7.69%
5 - Word of mouth		53.40%	57.69%
34a. Did you find the UCCS website complete?			
1 - Yes		74.84%	61.90%
2 - No		25.16%	38.10%
<b>Section D. Demographics</b>			
35. Your gender is:			
1 - Male		40.85%	80.77%
2 - Female		59.15%	19.23%
36. Your primary ethnic group is?			
1 - White - Anglo - Caucasian		87.26%	92.31%
2 - African American		1.89%	3.85%
3 - Hispanic - Chicano/a - Latino/a		3.30%	0.00%
4 - Asian		4.25%	0.00%
5 - Native American - American Indian - Aleut		0.94%	0.00%
6 - Other		2.36%	3.85%
37. Your year of birth is:	MEAN=	63	69
38. Your marital status is:			
1 - Single, Never Married		15.09%	23.08%
2 - Married		73.58%	73.08%
3 - Separated		0.47%	0.00%
4 - Divorced		8.96%	3.85%
5 - Widowed		0.47%	0.00%
6 - Other		1.42%	0.00%
39. How many dependants are in your household?	MEAN=	1.24	1.50

40. Your total personal annual salary (before deductions) in the year following your graduation was:

- 1 - Less than \$9,999
- 2 - \$10,000 - \$19,999
- 3 - \$20,000 - \$29,999
- 4 - \$30,000 - \$39,999
- 5 - \$40,000 - \$54,999
- 6 - \$55,000 - \$79,999
- 7 - \$80,000 - \$99,999
- 8 - \$100,000 or more

**GRAD ALUMNI ENGR GRADS**

5.91%	4.35%
1.97%	0.00%
17.24%	13.04%
20.69%	8.70%
18.72%	17.39%
21.67%	34.78%
4.43%	13.04%
9.36%	8.70%



## Graduate Alumni 2001 Survey Results

Comparison of University Totals to the College of Letters, Arts & Sciences

	<u>GRAD ALUMNI</u> N=213	<u>LAS GRADS</u> N=26
1. What year did you start work toward a graduate degree at CU-Colorado Springs?		
1999	1.51%	0.00%
1998	12.56%	8.33%
1997	40.20%	41.67%
1996	30.65%	37.50%
1995	8.54%	12.50%
1994 and before	6.53%	0.00%
2. What was your initial student level?		
1 - Fully Accepted	71.56%	84.62%
2 - Transfer	2.84%	3.85%
3 - Provisionally Accepted	9.95%	7.69%
4 - Unclassified	15.64%	3.85%
2a. If you were a transfer student, from which institution did you transfer?		
USC (University of Southern CO)	16.67%	100.00%
3. What was your initial student tuition classification?		
1 - Resident	78.87%	69.23%
2 - Non-resident	21.13%	30.77%
4. During your graduate studies at CU-Colorado Springs, what was your course load during most semesters?		
1 - Full-time (5 or more hours a semester)	70.28%	92.31%
2 - Part-time (less than 5 hours a semester)	29.72%	7.69%
5. Please indicate when you received your last graduate degree from CU-Colorado Springs.		
1 - May, 1999	51.17%	50.00%
2 - August, 1999	15.96%	7.69%
3 - December, 1999	32.86%	42.31%
6. Which degree did you receive at the time of the above graduation?		
1 - Master of Arts	41.78%	92.31%
2 - Master of Science	5.63%	0.00%
3 - Master of Basic Science	1.88%	7.69%
4 - Master of Science Nursing	7.04%	0.00%
5 - Master of Business Administration	30.99%	0.00%
6 - Master of Public Administration	3.29%	0.00%
7 - Master of Engineering	9.39%	0.00%
8 - Doctor of Philosophy	0.00%	0.00%

7. In what major field(s) or area(s) of emphasis did you receive your graduate degree from CU-Colorado Springs?		
Clinical Psychology (MA)	3.37%	28.00%
Communication (MA)	2.88%	20.00%
Psychology (MA)	1.92%	16.00%
History (MA)	1.44%	12.00%
Sociology (MA)	1.44%	12.00%
Biology (MBS)	0.48%	4.00%
Geography & Environmental Studies (MBS)	0.48%	4.00%
Science Education (MA)	1.44%	4.00%
8. In which school/college were you enrolled as a graduate student?		
1 - Business	30.84%	0.00%
2 - Education	33.64%	0.00%
3 - Engineering & Applied Science	12.15%	0.00%
4 - Letters, Arts, & Sciences	12.15%	100.00%
5 - Nursing	7.94%	0.00%
6 - Public Affairs	3.27%	0.00%
8a. Was any of your coursework on-line?		
1 - Yes	15.96%	3.85%
2 - No (go to Q. 9)	84.04%	96.15%
8b. If yes, estimate what percent was done off-campus. (for % answer YES)		
MEAN=	47.23%	50.00%
<=50%	58.97%	50.00%
>50%	41.03%	50.00%
9. What was your primary purpose in obtaining a graduate degree? CIRCLE ONE ANSWER ONLY		
1 - To become better qualified for future employment.	33.02%	26.92%
2 - To become better qualified for my present employment.	18.87%	11.54%
3 - To qualify for advancement in my field of employment.	19.34%	3.85%
4 - To prepare for a better job than my present employment.	5.19%	0.00%
5 - To prepare for changing my occupation.	9.43%	11.54%
6 - To prepare for a further graduate degree (e.g., earning a masters and a Ph.D.).	5.19%	34.62%
7 - For self-development.	6.13%	7.69%
8 - Other	2.83%	3.85%
10. Are you currently enrolled in an advanced degree (beyond your graduate degree at CU-Colorado Springs) or certificate program?		
1 - Yes	8.92%	42.31%
2 - No (go to Q. 10b)	91.08%	57.69%
10a. If yes, what is the program in which you are enrolled and at what university? (go to Q. 10c)		
Program:		
Ph.D.	72.22%	81.82%
Other	16.67%	18.18%
University:		
Other	47.06%	60.00%
UNC (University of Northern CO)	11.76%	20.00%
DU (Denver University)	5.88%	10.00%
CSU (CO State University)	5.88%	10.00%
10b. If no, do you plan to pursue another advanced degree, credentials, licenses, and/or certifications in the near future?		
1 - Yes	40.45%	50.00%
2 - No	59.55%	50.00%

**SECTION B: EMPLOYMENT**

11. Upon graduation, what did you do?		
1 - Sought employment	19.72%	19.23%
2 - Attend further graduate school	6.57%	34.62%
3 - Continued current employment	61.97%	26.92%
4 - Took time off	4.23%	7.69%
5 - Other	7.51%	11.54%
12. What is your current employment status?		
1 - Employed full-time (go to Q. 13)	85.92%	61.54%
2 - Employed part-time (go to Q. 13)	8.92%	19.23%
3 - Unemployed but seeking employment	1.88%	7.69%
4 - Unemployed but not seeking employment	3.29%	11.54%
12a. If unemployed, what is your current source of income? (go to Q.21)		
Parents	9.09%	0.00%
Spouse	36.36%	20.00%
Savings	9.09%	20.00%
Loans/Grants	9.09%	20.00%
Stipend	9.09%	20.00%
Other	27.27%	20.00%
13. In which sector of the economy is your primary employment?		
1 - Aerospace Industry	6.80%	4.76%
2 - Agricultural	0.00%	0.00%
3 - Contract Construction	0.00%	0.00%
4 - Education	32.04%	14.29%
5 - Finance	2.91%	0.00%
6 - Government	8.74%	9.52%
7 - Homemaker	0.97%	0.00%
8 - Insurance -- Real Estate	0.97%	0.00%
9 - Manufacturing	6.31%	4.76%
10 - Mining	0.00%	0.00%
11 - Medical/Nursing/Allied Health	10.19%	9.52%
12 - Professional (Medical or Law)	1.46%	0.00%
13 - Public Service	1.94%	14.29%
14 - Services	2.91%	0.00%
15 - Transportation & Public Utilities	0.97%	0.00%
16 - Wholesale & Retail Trades	1.46%	0.00%
17 - Other (specify)	22.33%	42.86%
14a. Are you currently employed in your chosen profession/occupation?		
1 - Yes	91.63%	90.00%
2 - No	8.37%	10.00%
14b. Overall, are you satisfied with your current job?		
1 - Yes	90.55%	85.71%
2 - No	9.45%	14.29%
15. Did you already have your current job prior to graduation?		
1 - Yes	56.50%	35.00%
2 - No	43.50%	65.00%

**GRAD ALUMNI LAS GRADS**

15a. How long did it take for you to find your first job related to your graduate degree after graduation?	MEAN days =	67	70.0
	< 30 days	58.74%	46.67%
	< 60 days	69.93%	66.67%
	> 60 days	22.38%	20.00%

15b. After graduation, was your employment changed to an area related to your graduate degree?			
1 - Yes		39.39%	33.33%
2 - No		60.61%	66.67%

16. Was it necessary for you to relocate for your first job after graduation?			
1 - Did not have to relocate		56.65%	60.00%
2 - Relocated within Colorado		3.94%	5.00%
3 - Relocated to another state		13.30%	25.00%
4 - Relocated to another country		0.99%	0.00%
5 - N/A (e.g., already had a job in my field)		25.12%	10.00%

17. How much previous experience did you have in your current field of employment?			
1 - Had no previous employment experience		14.71%	5.26%
2 - Had some previous employment experience		37.25%	63.16%
3 - Had substantial previous employment experience		48.04%	31.58%

**Please circle the number for each item that most closely matches your opinion:**

18. My job is closely related to my chosen field of study.			
1 - Strongly Disagree		4.90%	15.00%
2 -		5.39%	0.00%
3 -		1.47%	0.00%
4 -		10.78%	10.00%
5 -		25.98%	30.00%
6 - Strongly Agree		51.47%	45.00%
	MEAN=	5.02	4.75

19. My graduate studies at CU-Colorado Springs enhanced my ability to get a job.			
1 - Strongly Disagree		3.50%	10.00%
2 -		6.00%	5.00%
3 -		3.00%	5.00%
4 -		17.50%	5.00%
5 -		35.50%	35.00%
6 - Strongly Agree		34.50%	40.00%
	MEAN=	4.79	4.70

20. A graduate degree is required to do my job well.			
1 - Strongly Disagree		5.39%	9.52%
2 -		18.14%	28.57%
3 -		6.86%	0.00%
4 -		23.04%	14.29%
5 -		20.59%	9.52%
6 - Strongly Agree		25.98%	38.10%
	MEAN=	4.13	4.00

**Section C: Rating My Education at CU-Colorado Springs**

**Please circle the number for each item that most closely matches your opinion:**

21. My CU-Colorado Springs graduate degree prepared me well for my chosen career.			
1 - Strongly Disagree		3.32%	4.00%
2 -		5.21%	12.00%
3 -		4.27%	4.00%
4 -		27.96%	20.00%
5 -		41.71%	28.00%
6 - Strongly Agree		17.54%	32.00%
	MEAN=	4.52	4.52

22. The technical skills I learned at CU-Colorado Springs during my graduate studies were complete and up-to-date.		
1 - Strongly Disagree	2.84%	4.00%
2 -	1.42%	8.00%
3 -	5.21%	0.00%
4 -	23.22%	12.00%
5 -	48.82%	44.00%
6 - Strongly Agree	18.48%	32.00%
	MEAN= 4.69	4.80
23. I would recommend my graduate degree program to another interested person.		
1 - Strongly Disagree	2.35%	4.00%
2 -	4.23%	8.00%
3 -	2.82%	4.00%
4 -	15.96%	8.00%
5 -	42.72%	24.00%
6 - Strongly Agree	31.92%	52.00%
	MEAN= 4.88	4.96
24. The specific knowledge, skills, and expertise I acquired at CU-Colorado Springs in my graduate program have been useful in my present occupation.		
1 - Strongly Disagree	1.41%	4.00%
2 -	6.10%	8.00%
3 -	3.76%	4.00%
4 -	21.13%	12.00%
5 -	43.66%	36.00%
6 - Strongly Agree	23.94%	36.00%
	MEAN= 4.71	4.76
25. Overall, I am satisfied with the graduate education I received at CU-Colorado Springs.		
1 - Strongly Disagree	1.88%	4.00%
2 -	3.29%	4.00%
3 -	1.88%	0.00%
4 -	15.49%	12.00%
5 -	46.01%	20.00%
6 - Strongly Agree	31.46%	60.00%
	MEAN= 4.95	5.20
26. In retrospect, I wish I had chosen a different graduate program of study at CU-Colorado Springs.		
1 - Yes	13.74%	20.83%
2 - No (go to Q. 26b)	86.26%	79.17%
26a. If yes, what degree program do you wish you had chosen?		
Psychology (MA)	4.00%	33.33%
Public Administration (MPA)	4.00%	33.33%
Other	16.00%	33.33%
26b. Do you wish you had attended a different institution?		
1 - Yes	15.69%	15.38%
2 - No	84.31%	84.62%
26c. Could you have attended a different institution?		
1 - Yes	75.79%	79.17%
2 - No	24.21%	20.83%
27. I sought formal graduate advisement on a regular basis (at least once a semester).		
1 - Yes	45.97%	73.08%
2 - No	54.03%	26.92%

	<u>GRAD ALUMNI</u>	<u>LAS GRADS</u>
28. How would you evaluate the advising you received in your graduate program?		
0 - Never was advised	8.88%	0.00%
1 - Very Poor	4.67%	0.00%
2 - Poor	2.34%	0.00%
3 - Fair	16.36%	23.08%
4 - Good	39.25%	38.46%
5 - Excellent	21.50%	34.62%
6 - Never requested or needed advisement	7.01%	3.85%
(* the mean does not include category 0 or 6 responses)	*MEAN= 3.84	4.12
29. How would you evaluate the mentoring you received in your graduate program?		
0 - Never had a mentor	41.04%	11.54%
1 - Very Poor	1.89%	3.85%
2 - Poor	1.89%	0.00%
3 - Fair	14.15%	26.92%
4 - Good	25.94%	26.92%
5 - Excellent	15.09%	30.77%
(* the mean does not include category 0 responses)	*MEAN= 3.86	3.91
30. Did you work directly with any faculty member on research, service, or creative projects during your time at CU-Colorado Springs, either in or outside of class?		
1 - Yes	46.70%	80.77%
2 - No	47.17%	15.38%
3 - No, but I wanted a mentor	6.13%	3.85%
31. How often were courses needed for your graduate program unavailable in the semester that you needed them?		
1 - Never	27.23%	34.62%
2 - Rarely	31.46%	42.31%
3 - Sometimes	34.27%	19.23%
4 - Often	5.63%	3.85%
5 - Always	1.41%	0.00%
	MEAN= 2.23	1.92
32. In your opinion, what were the advantages of going to graduate school at CU-Colorado Springs?		
Good departmental programs	5.93%	15.38%
Location	20.22%	13.85%
Faculty	9.67%	10.77%
Convenient	8.13%	7.69%
Cost	5.49%	7.69%
Small class size	3.74%	7.69%
Curriculum	4.84%	4.62%
Class hours/schedule	7.47%	3.08%
Friendly atmosphere	0.66%	3.08%
Good equipment, facilities, resources	1.32%	3.08%
Good reputation	4.62%	3.08%
Personable/small student:teacher ratio	1.54%	3.08%
Quality education	4.18%	3.08%
Small school/atmosphere	0.88%	3.08%
Other	4.84%	3.08%
Availability of faculty	1.54%	1.54%
Beautiful campus	0.88%	1.54%
Had major I wanted	1.98%	1.54%
High academic standards	0.88%	1.54%
Part of CU system, affiliation w/Boulder	0.66%	1.54%



**GRAD ALUMNI LAS GRADS**


33. In your opinion, what were the disadvantages of going to graduate school at CU-Colorado Springs?		
Parking	15.23%	22.58%
Other	13.17%	12.90%
High fees, costs	6.17%	9.68%
Bureaucracy	1.65%	6.45%
Lack of internships, work experience	1.23%	6.45%
Lacking equipment/facilities/resources	4.94%	6.45%
Need wider selection of courses	3.29%	6.45%
Department/program disorganized	4.94%	3.23%
Faculty	9.88%	3.23%
Lack of funding for departments	2.06%	3.23%
Need more graduate programs	2.06%	3.23%
No career placement, guidance	2.88%	3.23%
Poor academic advising	0.41%	3.23%
School is too small	0.41%	3.23%
School lacks a big name	5.76%	3.23%
Too many unnecessary requirements	3.29%	3.23%
34. Where did you first hear about your graduate program at UCCS?		
1 - I was a UCCS student at the time	14.08%	34.62%
2 - Professional publication	9.22%	30.77%
3 - Brochure	16.99%	7.69%
4 - Web site	6.31%	0.00%
5 - Word of mouth	53.40%	26.92%
34a. Did you find the UCCS website complete?		
1 - Yes	74.84%	88.24%
2 - No	25.16%	11.76%
<b>Section D. Demographics</b>		
35. Your gender is:		
1 - Male	40.85%	30.77%
2 - Female	59.15%	69.23%
36. Your primary ethnic group is?		
1 - White - Anglo - Caucasian	87.26%	76.92%
2 - African American	1.89%	3.85%
3 - Hispanic - Chicano/a - Latino/a	3.30%	11.54%
4 - Asian	4.25%	0.00%
5 - Native American - American Indian - Aleut	0.94%	0.00%
6 - Other	2.36%	7.69%
37. Your year of birth is:	MEAN=	63      65
38. Your marital status is:		
1 - Single, Never Married	15.09%	34.62%
2 - Married	73.58%	46.15%
3 - Separated	0.47%	3.85%
4 - Divorced	8.96%	7.69%
5 - Widowed	0.47%	3.85%
6 - Other	1.42%	3.85%
39. How many dependants are in your household?	MEAN=	1.24      0.35

40. Your total personal annual salary (before deductions) in the year following your graduation was:

- 1 - Less than \$9,999
- 2 - \$10,000 - \$19,999
- 3 - \$20,000 - \$29,999
- 4 - \$30,000 - \$39,999
- 5 - \$40,000 - \$54,999
- 6 - \$55,000 - \$79,999
- 7 - \$80,000 - \$99,999
- 8 - \$100,000 or more

**GRAD ALUMNI    LAS GRADS**

5.91%	21.74%
1.97%	8.70%
17.24%	26.09%
20.69%	8.70%
18.72%	21.74%
21.67%	4.35%
4.43%	0.00%
9.36%	8.70%



## Graduate Alumni 2001 Survey Results

Comparison of University Totals to the College of Nursing

	<u>GRAD ALUMNI</u> N=213	<u>NUR GRADS</u> N=17
1. What year did you start work toward a graduate degree at CU-Colorado Springs?		
1999	1.51%	0.00%
1998	12.56%	14.29%
1997	40.20%	35.71%
1996	30.65%	28.57%
1995	8.54%	0.00%
1994 and before	6.53%	21.43%
2. What was your initial student level?		
1 - Fully Accepted	71.56%	82.35%
2 - Transfer	2.84%	5.88%
3 - Provisionally Accepted	9.95%	5.88%
4 - Unclassified	15.64%	5.88%
2a. If you were a transfer student, from which institution did you transfer?		
Other (mostly out of state schools)	66.67%	100.00%
3. What was your initial student tuition classification?		
1 - Resident	78.87%	94.12%
2 - Non-resident	21.13%	5.88%
4. During your graduate studies at CU-Colorado Springs, what was your course load during most semesters?		
1 - Full-time (5 or more hours a semester)	70.28%	64.71%
2 - Part-time (less than 5 hours a semester)	29.72%	35.29%
5. Please indicate when you received your last graduate degree from CU-Colorado Springs.		
1 - May, 1999	51.17%	35.29%
2 - August, 1999	15.96%	11.76%
3 - December, 1999	32.86%	52.94%
6. Which degree did you receive at the time of the above graduation?		
1 - Master of Arts	41.78%	0.00%
2 - Master of Science	5.63%	11.76%
3 - Master of Basic Science	1.88%	0.00%
4 - Master of Science Nursing	7.04%	88.24%
5 - Master of Business Administration	30.99%	0.00%
6 - Master of Public Administration	3.29%	0.00%
7 - Master of Engineering	9.39%	0.00%
8 - Doctor of Philosophy	0.00%	0.00%
7. In what major field(s) or area(s) of emphasis did you receive your graduate degree from CU-Colorado Springs?		
Nurse Practitioner (MSN)	6.25%	81.25%
Clinical Nurse (MSN)	1.44%	18.75%

**GRAD ALUMNI    NUR GRADS**

8. In which school/college were you enrolled as a graduate student?			
1 - Business		30.84%	0.00%
2 - Education		33.64%	0.00%
3 - Engineering & Applied Science		12.15%	0.00%
4 - Letters, Arts, & Sciences		12.15%	0.00%
5 - Nursing		7.94%	100.00%
6 - Public Affairs		3.27%	0.00%
8a. Was any of your coursework on-line?			
1 - Yes		15.96%	11.76%
2 - No (go to Q. 9)		84.04%	88.24%
8b. If yes, estimate what percent was done off-campus. (for % answer YES)	MEAN=	47.23%	7.50%
	<=50%	58.97%	100.00%
	>50%	41.03%	0.00%
9. What was your primary purpose in obtaining a graduate degree? CIRCLE ONE ANSWER ONLY			
1 - To become better qualified for future employment.		33.02%	5.88%
2 - To become better qualified for my present employment.		18.87%	17.65%
3 - To qualify for advancement in my field of employment.		19.34%	35.29%
4 - To prepare for a better job than my present employment.		5.19%	17.65%
5 - To prepare for changing my occupation.		9.43%	17.65%
6 - To prepare for a further graduate degree (e.g., earning a masters and a Ph.D.).		5.19%	0.00%
7 - For self-development.		6.13%	0.00%
8 - Other		2.83%	5.88%
10. Are you currently enrolled in an advanced degree (beyond your graduate degree at CU-Colorado Springs) or certificate program?			
1 - Yes		8.92%	0.00%
2 - No (go to Q. 10b)		91.08%	100.00%
10b. If no, do you plan to pursue another advanced degree, credentials, licenses, and/or certifications in the near future?			
1 - Yes		40.45%	43.75%
2 - No		59.55%	56.25%
<b>SECTION B: EMPLOYMENT</b>			
11. Upon graduation, what did you do?			
1 - Sought employment		19.72%	52.94%
2 - Attend further graduate school		6.57%	0.00%
3 - Continued current employment		61.97%	41.18%
4 - Took time off		4.23%	5.88%
5 - Other		7.51%	0.00%
12. What is your current employment status?			
1 - Employed full-time (go to Q. 13)		85.92%	82.35%
2 - Employed part-time (go to Q. 13)		8.92%	17.65%
3 - Unemployed but seeking employment		1.88%	0.00%
4 - Unemployed but not seeking employment		3.29%	0.00%

13. In which sector of the economy is your primary employment?		
1 - Aerospace Industry	6.80%	0.00%
2 - Agricultural	0.00%	0.00%
3 - Contract Construction	0.00%	0.00%
4 - Education	32.04%	0.00%
5 - Finance	2.91%	0.00%
6 - Government	8.74%	0.00%
7 - Homemaker	0.97%	0.00%
8 - Insurance -- Real Estate	0.97%	0.00%
9 - Manufacturing	6.31%	0.00%
10 - Mining	0.00%	0.00%
11 - Medical/Nursing/Allied Health	10.19%	94.12%
12 - Professional (Medical or Law)	1.46%	5.88%
13 - Public Service	1.94%	0.00%
14 - Services	2.91%	0.00%
15 - Transportation & Public Utilities	0.97%	0.00%
16 - Wholesale & Retail Trades	1.46%	0.00%
17 - Other (specify)	22.33%	0.00%
14a. Are you currently employed in your chosen profession/occupation?		
1 - Yes	91.63%	100.00%
2 - No	8.37%	0.00%
14b. Overall, are you satisfied with your current job?		
1 - Yes	90.55%	100.00%
2 - No	9.45%	0.00%
15. Did you already have your current job prior to graduation?		
1 - Yes	56.50%	41.18%
2 - No	43.50%	58.82%
15a. How long did it take for you to find your first job related to your graduate degree after graduation?		
MEAN days =	67	43.5
< 30 days	58.74%	40.00%
< 60 days	69.93%	66.67%
> 60 days	22.38%	20.00%
15b. After graduation, was your employment changed to an area related to your graduate degree?		
1 - Yes	39.39%	70.59%
2 - No	60.61%	29.41%
16. Was it necessary for you to relocate for your first job after graduation?		
1 - Did not have to relocate	56.65%	58.82%
2 - Relocated within Colorado	3.94%	5.88%
3 - Relocated to another state	13.30%	17.65%
4 - Relocated to another country	0.99%	0.00%
5 - N/A (e.g., already had a job in my field)	25.12%	17.65%
17. How much previous experience did you have in your current field of employment?		
1 - Had no previous employment experience	14.71%	29.41%
2 - Had some previous employment experience	37.25%	17.65%
3 - Had substantial previous employment experience	48.04%	52.94%

**Please circle the number for each item that most closely matches your opinion:**

18. My job is closely related to my chosen field of study.		
1 - Strongly Disagree	4.90%	0.00%
2 -	5.39%	0.00%
3 -	1.47%	0.00%
4 -	10.78%	0.00%
5 -	25.98%	5.88%
6 - Strongly Agree	51.47%	94.12%
	MEAN= 5.02	5.94
19. My graduate studies at CU-Colorado Springs enhanced my ability to get a job.		
1 - Strongly Disagree	3.50%	0.00%
2 -	6.00%	0.00%
3 -	3.00%	5.88%
4 -	17.50%	23.53%
5 -	35.50%	17.65%
6 - Strongly Agree	34.50%	52.94%
	MEAN= 4.79	5.18
20. A graduate degree is required to do my job well.		
1 - Strongly Disagree	5.39%	0.00%
2 -	18.14%	0.00%
3 -	6.86%	0.00%
4 -	23.04%	0.00%
5 -	20.59%	31.25%
6 - Strongly Agree	25.98%	68.75%
	MEAN= 4.13	5.69

**Section C: Rating My Education at CU-Colorado Springs**

**Please circle the number for each item that most closely matches your opinion:**

21. My CU-Colorado Springs graduate degree prepared me well for my chosen career.		
1 - Strongly Disagree	3.32%	5.88%
2 -	5.21%	0.00%
3 -	4.27%	11.76%
4 -	27.96%	29.41%
5 -	41.71%	35.29%
6 - Strongly Agree	17.54%	17.65%
	MEAN= 4.52	4.41
22. The technical skills I learned at CU-Colorado Springs during my graduate studies were complete and up-to-date.		
1 - Strongly Disagree	2.84%	6.25%
2 -	1.42%	0.00%
3 -	5.21%	12.50%
4 -	23.22%	18.75%
5 -	48.82%	50.00%
6 - Strongly Agree	18.48%	12.50%
	MEAN= 4.69	4.44
23. I would recommend my graduate degree program to another interested person.		
1 - Strongly Disagree	2.35%	0.00%
2 -	4.23%	23.53%
3 -	2.82%	5.88%
4 -	15.96%	17.65%
5 -	42.72%	47.06%
6 - Strongly Agree	31.92%	5.88%
	MEAN= 4.88	4.06

24. The specific knowledge, skills, and expertise I acquired at CU-Colorado Springs in my graduate program have been useful in my present occupation.		
1 - Strongly Disagree	1.41%	0.00%
2 -	6.10%	0.00%
3 -	3.76%	5.88%
4 -	21.13%	23.53%
5 -	43.66%	52.94%
6 - Strongly Agree	23.94%	17.65%
	MEAN= 4.71	4.82
25. Overall, I am satisfied with the graduate education I received at CU-Colorado Springs.		
1 - Strongly Disagree	1.88%	0.00%
2 -	3.29%	17.65%
3 -	1.88%	5.88%
4 -	15.49%	11.76%
5 -	46.01%	47.06%
6 - Strongly Agree	31.46%	17.65%
	MEAN= 4.95	4.41
26. In retrospect, I wish I had chosen a different graduate program of study at CU-Colorado Springs.		
1 - Yes	13.74%	0.00%
2 - No (go to Q. 26b)	86.26%	100.00%
26b. Do you wish you had attended a different institution?		
1 - Yes	15.69%	31.25%
2 - No	84.31%	68.75%
26c. Could you have attended a different institution?		
1 - Yes	75.79%	64.29%
2 - No	24.21%	35.71%
27. I sought formal graduate advisement on a regular basis (at least once a semester).		
1 - Yes	45.97%	70.59%
2 - No	54.03%	29.41%
28. How would you evaluate the advising you received in your graduate program?		
0 - Never was advised	8.88%	0.00%
1 - Very Poor	4.67%	11.76%
2 - Poor	2.34%	5.88%
3 - Fair	16.36%	11.76%
4 - Good	39.25%	47.06%
5 - Excellent	21.50%	11.76%
6 - Never requested or needed advisement	7.01%	11.76%
(* the mean does not include category 0 or 6 responses)	*MEAN= 3.84	3.47
29. How would you evaluate the mentoring you received in your graduate program?		
0 - Never had a mentor	41.04%	29.41%
1 - Very Poor	1.89%	5.88%
2 - Poor	1.89%	0.00%
3 - Fair	14.15%	17.65%
4 - Good	25.94%	41.18%
5 - Excellent	15.09%	5.88%
(* the mean does not include category 0 responses)	*MEAN= 3.86	3.58

30. Did you work directly with any faculty member on research, service, or creative projects during your time at CU-Colorado Springs, either in or outside of class?		
1 - Yes	46.70%	41.18%
2 - No	47.17%	58.82%
3 - No, but I wanted a mentor	6.13%	0.00%
31. How often were courses needed for your graduate program unavailable in the semester that you needed them?		
1 - Never	27.23%	23.53%
2 - Rarely	31.46%	52.94%
3 - Sometimes	34.27%	5.88%
4 - Often	5.63%	11.76%
5 - Always	1.41%	5.88%
	MEAN=	2.23            2.24
32. In your opinion, what were the advantages of going to graduate school at CU-Colorado Springs?		
Location	20.22%	37.93%
Convenient	8.13%	13.79%
Class hours/schedule	7.47%	6.90%
Curriculum	4.84%	6.90%
Good departmental programs	5.93%	6.90%
Good reputation	4.62%	6.90%
Cost	5.49%	3.45%
Good customer, student services	0.22%	3.45%
Good equipment, facilities, resources	1.32%	3.45%
Had major I wanted	1.98%	3.45%
Older, mature student body	0.44%	3.45%
Other	4.84%	3.45%
33. In your opinion, what were the disadvantages of going to graduate school at CU-Colorado Springs?		
Department/program disorganized	4.94%	21.74%
Other	13.17%	17.39%
Faculty	9.88%	13.04%
Curriculum	6.17%	8.70%
Lacking equipment/facilities/resources	4.94%	8.70%
Parking	15.23%	8.70%
High fees, costs	6.17%	4.35%
Lacking cohesiveness/communication	1.23%	4.35%
Lacking student/customer services	1.23%	4.35%
Location	2.47%	4.35%
No involvement w/community	1.65%	4.35%
34. Where did you first hear about your graduate program at UCCS?		
1 - I was a UCCS student at the time	14.08%	21.43%
2 - Professional publication	9.22%	7.14%
3 - Brochure	16.99%	14.29%
4 - Web site	6.31%	7.14%
5 - Word of mouth	53.40%	50.00%
34a. Did you find the UCCS website complete?		
1 - Yes	74.84%	63.64%
2 - No	25.16%	36.36%

**Section D. Demographics**

35. Your gender is:		
1 - Male	40.85%	6.25%
2 - Female	59.15%	93.75%



		<u>GRAD ALUMNI</u>	<u>NUR GRADS</u>
36. Your primary ethnic group is?			
1 - White - Anglo - Caucasian		87.26%	93.75%
2 - African American		1.89%	0.00%
3 - Hispanic - Chicano/a - Latino/a		3.30%	0.00%
4 - Asian		4.25%	0.00%
5 - Native American - American Indian - Aleut		0.94%	6.25%
6 - Other		2.36%	0.00%
37. Your year of birth is:	MEAN=	63	59
38. Your marital status is:			
1 - Single, Never Married		15.09%	6.25%
2 - Married		73.58%	68.75%
3 - Separated		0.47%	0.00%
4 - Divorced		8.96%	18.75%
5 - Widowed		0.47%	0.00%
6 - Other		1.42%	6.25%
39. How many dependants are in your household?	MEAN=	1.24	1.50
40. Your total personal annual salary (before deductions) in the year following your graduation was:			
1 - Less than \$9,999		5.91%	0.00%
2 - \$10,000 - \$19,999		1.97%	0.00%
3 - \$20,000 - \$29,999		17.24%	13.33%
4 - \$30,000 - \$39,999		20.69%	0.00%
5 - \$40,000 - \$54,999		18.72%	26.67%
6 - \$55,000 - \$79,999		21.67%	53.33%
7 - \$80,000 - \$99,999		4.43%	0.00%
8 - \$100,000 or more		9.36%	6.67%