

2001 Graduating Seniors Survey Report For Summer 2000 through Spring 2001

SECTION A: EDUCATION AT CU-COLORADO SPRINGS	2000	2001
	GRAD SENIORS	GRAD SENIORS
	N=376	N= 350
1. When did you start work toward a degree program at CU-Colorado Springs?		
2000	0.0%	2.1%
1999	3.8%	15.1%
1998	15.1%	26.1%
1997	29.2%	29.1%
1996 and before	51.9%	27.6%
2. What was your initial student level?		
1 - Freshman	36.1%	35.8%
2 - Transfer (Please go to Q. 2a)	61.0%	61.6%
3 - Unclassified	2.9%	2.6%
2a. If you were a transfer student, from which institution did you transfer?	N= 236	N= 213
Other	44.5%	45.0%
PPCC (Pikes Peak Community College)	29.8%	30.1%
CU-Boulder (University of Colorado at Boulder)	4.5%	6.6%
USC (University of Southern Colorado)	1.2%	3.5%
CSU (Colorado State University)	6.5%	3.5%
UNC (University of Northern Colorado)	2.9%	3.1%
Beth-El	4.5%	2.2%
Adams State	0.8%	1.7%
Ft. Lewis	0.8%	1.3%
CU-Denver (University of Colorado at Denver)	0.4%	0.9%
CC (Colorado College)	0.4%	0.4%
DU (University of Denver)	0.8%	0.4%
Colorado School of Mines	0.0%	0.4%
CTU (Colorado Technical University)	0.0%	0.4%
Metro State College	1.2%	0.4%
3. What was your initial student tuition classification?		
1 - Resident	83.7%	87.6%
2 - Non-resident	16.3%	12.4%
4. During your studies at CU-Colorado Springs, what was your course load during most semesters?		
1 - Full-time (12 or more hours a semester)	87.2%	89.7%
2 - Part-time	12.8%	10.3%
5. When will you graduate from CU-Colorado Springs? Please indicate semester and year.		
Summer	5.9%	3.17%
Fall	21.8%	20.7%
Spring	72.3%	76.1%
6. Which degree will you receive at the time of the above graduation?		
1 - Bachelor of Arts	63.6%	63.8%
2 - Bachelor of Science	36.4%	36.2%

7. In what major(s) will you receive your degree from CU-Colorado Springs?		
Psychology	16.2%	15.2%
Nursing	8.7%	11.4%
Communication	15.7%	8.7%
Biology	5.9%	6.2%
Electrical Engineering	6.4%	6.0%
English	4.6%	5.7%
Sociology	6.2%	5.7%
Geography & Environmental Studies	3.9%	5.4%
Computer Science	4.6%	5.4%
History	1.8%	4.3%
Anthropology	2.3%	3.0%
Political Science	1.8%	2.4%
Visual Arts	1.8%	2.4%
Finance	1.0%	2.2%
Organizational Management	2.1%	1.9%
Distributed Studies - Other	0.8%	1.6%
Economics	0.5%	1.6%
Philosophy	1.0%	1.4%
Marketing	2.8%	1.4%
Applied Mathematics	1.8%	1.1%
Information Systems	2.8%	1.1%
Mathematics	1.0%	0.8%
Spanish	1.3%	0.8%
General Business	0.5%	0.8%
Art History	0.8%	0.5%
Physics	0.3%	0.5%
Mechanical Engineering	0.0%	0.5%
Accounting	1.0%	0.5%
Chemistry (BA or BS)	0.5%	0.3%
Distributed Studies - Special Education	0.5%	0.3%
Special Ed. Licensure Program	0.3%	0.3%
Marketing/Information Systems	0.0%	0.3%
Personnel/Human Resources Management	0.8%	0.3%
8. In which school/college are you enrolled as an undergraduate at CU-Colorado Springs?		
1 - Letters, Arts and Sciences	65.7%	66.1%
2 - Business	11.4%	7.8%
3 - Engineering	13.8%	13.8%
4 - Nursing	9.0%	12.4%
9. Have you changed colleges (as listed in Question 8) during your studies at CU-Colorado Springs?		
1 - Yes	10.9%	10.9%
2 - No	89.1%	89.1%
10. What is your current cumulative grade point average? MEAN=	3.26	3.28
11. What was your primary purpose in obtaining a degree? CIRCLE ONE ANSWER ONLY.		
1 - To obtain a general education.	4.5%	6.7%
2 - To satisfy my parents' desire.	0.3%	1.2%
3 - To discover what type of occupation I desire.	3.7%	2.3%
4 - To become better qualified for future employment.	50.5%	38.1%
5 - To become better qualified for my present employment.	3.7%	1.5%
6 - To qualify for advancement in my field of employment.	2.7%	2.6%
7 - To prepare for a better job than my present employment.	6.9%	6.4%
8 - To prepare for changing my occupation.	5.1%	6.7%
9 - To prepare for a graduate degree.	10.9%	11.6%
10 - Personal Fulfillment	10.1%	20.3%
11 - Other	1.6%	2.6%

	2000 GRAD SENIORS	2001 GRAD SENIORS
--	----------------------	----------------------

12. Have you applied to an advanced degree (beyond bachelor's) or certificate program?		
1 - Yes, full-time	4.1%	9.3%
2 - Yes, part-time	80.0%	2.0%
3 - No (go to Q. 12b)	95.1%	88.7%
12a. If yes, what is the program in which you will be enrolled and at what university?	N=	
Program:	21	35
MA (Master of Arts)	15.8%	31.4%
Other (general graduate courses)	26.3%	22.9%
Ph.D.	0.0%	8.6%
MS (Master of Science)	5.3%	5.7%
MBA (Master of Business Administration)	0.0%	5.7%
MPA (Master of Public Administration)	0.0%	5.7%
ALP (Alternative Licensure Program)	10.5%	5.7%
ME (Master of Engineering)	5.3%	2.9%
Real Estate	0.0%	2.9%
MCJ (Master of Criminal Justice)	0.0%	2.9%
MSEE (Master of Electrical Engineering)	0.0%	2.9%
MD (Medical Doctor)	0.0%	2.9%
University:		
UCCS	0.0%	41.2%
Other	15.8%	29.4%
DU (University of Denver)	0.0%	11.8%
UNC (University of Northern Colorado)	5.3%	8.8%
CC (Colorado College)	0.0%	2.9%
CTU (Colorado Technical University)	0.0%	2.9%
Health Sciences Center	5.3%	2.9%
12b. If no, do you plan to pursue an advanced degree in the near future?		
1 - Yes	75.9%	68.9%
2 - No	21.7%	31.1%

SECTION B: EMPLOYMENT

13. What are your plans immediately following graduation?		
1 - Seek employment	42.4%	42.4%
2 - Attend graduate school	13.9%	12.8%
3 - Continue current employment	12.8%	14.8%
4 - Both attend graduate school and seek or continue employment	18.4%	14.2%
5 - Go into the Teacher Education Program	3.7%	4.1%
6 - Be a homemaker	0.8%	0.6%
7 - Take time off	4.3%	4.9%
8 - Other	0.8%	6.1%
14. On average, how many hours per week do you currently spend in paid employment?	MEAN=	
	25.91	22.60
15. If you are not employed, what is your current source of income?	N=	
Spouse	43.2%	44.8%
Parents	25.7%	23.9%
Loans/Grants	12.2%	11.9%
Savings	8.1%	9.0%
Other	9.5%	6.0%
Retirement	1.4%	3.0%
Stipend	0.0%	1.5%

	2000 GRAD SENIORS	2001 GRAD SENIORS
22. My studies at CU-Colorado Springs enhanced my ability to get a job.		
1 - Strongly Disagree	2.2%	1.2%
2 - Disagree	3.5%	5.9%
3 - Slightly Disagree	5.7%	3.7%
4 - Slightly Agree	20.9%	12.5%
5 - Agree	37.7%	49.2%
6 - Strongly Agree	30.1%	27.4%
MEAN=	4.78	4.85
23. I am pleased with my choice of degree program.		
1 - Strongly Disagree	0.6%	0.3%
2 - Disagree	0.6%	1.9%
3 - Slightly Disagree	3.4%	2.2%
4 - Slightly Agree	9.5%	8.1%
5 - Agree	36.1%	42.7%
6 - Strongly Agree	49.8%	44.9%
MEAN=	5.29	5.26
24. My degree program provided me detailed understanding of my anticipated career.		
1 - Strongly Disagree	3.4%	2.8%
2 - Disagree	5.0%	7.8%
3 - Slightly Disagree	11.8%	7.8%
4 - Slightly Agree	29.1%	26.0%
5 - Agree	32.2%	39.5%
6 - Strongly Agree	18.6%	16.0%
MEAN=	4.37	4.39
25. The technical skills I learned at CU-Colorado Springs were complete and up-to-date.		
1 - Strongly Disagree	1.6%	0.6%
2 - Disagree	3.7%	2.8%
3 - Slightly Disagree	10.2%	6.0%
4 - Slightly Agree	23.9%	20.8%
5 - Agree	40.4%	52.2%
6 - Strongly Agree	20.2%	17.6%
MEAN=	4.58	4.74
26. I would recommend my degree program to another student.		
1 - Strongly Disagree	2.8%	1.9%
2 - Disagree	3.4%	1.9%
3 - Slightly Disagree	4.9%	5.3%
4 - Slightly Agree	14.4%	13.8%
5 - Agree	42.0%	47.2%
6 - Strongly Agree	32.5%	30.0%
MEAN=	4.87	4.93
SECTION C: RATING MY EDUCATION AT CU-COLORADO SPRINGS		
27. In retrospect, do you wish you had chosen a different program of study?		
1 - Yes	10.0%	15.2%
2 - No (Go to Q. 28)	90.0%	84.8%
27a. If yes, what degree program do you wish you had chosen?	N=	
General Business	42	50
Information Systems	17.5%	20.0%
Other	10.0%	12.0%
Electrical Engineering	2.5%	12.0%
Not offered	2.5%	6.0%
Biology	12.5%	6.0%
Distributed Studies - Justice/Public Administration	2.5%	4.0%
Computer Science	2.5%	4.0%
	10.0%	4.0%

	2000 GRAD SENIORS	2001 GRAD SENIORS
--	----------------------	----------------------

Finance	0.0%	4.0%
Marketing	0.0%	4.0%
Not sure	7.5%	4.0%
Anthropology	0.0%	2.0%
Communication	2.5%	2.0%
Distributed Studies - Other	0.0%	2.0%
English	0.0%	2.0%
Geography & Environmental Studies	5.0%	2.0%
Political Science	2.5%	2.0%
Psychology	5.0%	2.0%
Spanish	0.0%	2.0%
Visual Arts	0.0%	2.0%
Accounting	0.0%	2.0%

28. How many courses (not hours) did you complete your last two full semesters (not including summer term) at CU-Colorado Springs?

0-6	19.2%	20.1%
7 or more	80.8%	79.9%
MEAN=	9.1	9.3

29. How many of these courses required you to complete:

a - in class writing assignments (other than English classes).	2.8	2.4
b - out of class writing assignment(s) (other than English classes) of at least 10 pages length.	3.0	3.0
c - oral presentation(s) (other than communication classes).	2.9	2.4
d - group project(s)/activities.	3.7	3.2
e - problems requiring quantitative (mathematical) skills (other than math classes).	2.5	2.6
f - computer applications (either mainframe or personal cocmputer in classes other than computer science or information systems).	3.1	2.7
g - activities requiring knowledge of other cultures (other than foreign language classes).	1.8	1.8
h - scientific methodology.	2.7	2.7

30. I learned a variety of new intellectual concepts during my university education.

1 - Strongly Disagree	0.3%	0.3%
2 - Disagree	1.6%	2.0%
3 - Slightly Disagree	3.5%	1.4%
4 - Slightly Agree	15.1%	11.0%
5 - Agree	43.4%	49.9%
6 - Strongly Agree	36.1%	35.4%
MEAN=	5.08	5.14

31. I learned the theoretical foundations of the academic disciplines I studied during my university education.

1 - Strongly Disagree	0.5%	0.0%
2 - Disagree	2.2%	1.7%
3 - Slightly Disagree	3.5%	2.3%
4 - Slightly Agree	15.6%	13.9%
5 - Agree	48.1%	53.9%
6 - Strongly Agree	30.1%	28.1%
MEAN=	4.99	5.04

32. If you attended another college or university prior to attending CU-Colorado Springs, go to question 33a. If you did not attend another college or university, go to question 33c.

33a. What type of college did you attend prior to enrolling at CU-Colorado Springs?

2-year college	N=	290	257
4-year college		43.2%	45.1%
university		23.2%	22.6%
		33.7%	32.3%

		2000	2001
		GRAD SENIORS	GRAD SENIORS
33b. How many hours of college credit did you transfer to CU-Colorado Springs?	MEAN=	50.80	51.3
33c. How would you rate the overall quality of YOUR education at CU-Colorado Springs, in the following areas?			
ORAL COMMUNICATION (e.g., public speaking, small groups, one-on-one)			
1 Very Poor		0.5%	0.3%
2 Poor		2.7%	4.4%
3 Fair		27.9%	21.2%
4 Good		48.2%	58.7%
5 Excellent		20.6%	15.4%
	MEAN=	3.86	3.85
QUANTITATIVE SKILLS (e.g., math, statistics)			
1 Very Poor		0.8%	0.0%
2 Poor		3.3%	3.2%
3 Fair		30.9%	27.9%
4 Good		45.5%	49.3%
5 Excellent		19.5%	19.6%
	MEAN=	3.80	3.85
SCIENTIFIC REASONING (e.g., scientific reasoning and methods)			
1 Very Poor		0.4%	0.3%
2 Poor		3.2%	2.1%
3 Fair		25.1%	21.7%
4 Good		45.3%	56.1%
5 Excellent		25.9%	19.9%
	MEAN=	3.93	3.93
QUALITATIVE SKILLS (e.g., personal analysis, perception, intuition)			
1 Very Poor		0.0%	0.3%
2 Poor		2.2%	0.9%
3 Fair		17.6%	17.7%
4 Good		55.7%	53.5%
5 Excellent		24.6%	27.6%
	MEAN=	4.03	4.07
ANALYTICAL REASONING (e.g., logic)			
1 Very Poor		0.5%	0.6%
2 Poor		1.9%	2.6%
3 Fair		17.9%	18.1%
4 Good		54.6%	52.6%
5 Excellent		25.0%	26.0%
	MEAN=	4.02	4.01
GRAPHIC COMMUNICATION (e.g., using charts, graphs)			
1 Very Poor		0.6%	2.0%
2 Poor		11.0%	9.6%
3 Fair		34.7%	31.8%
4 Good		38.6%	40.5%
5 Excellent		15.2%	16.0%
	MEAN=	3.57	3.59
READING SKILLS			
1 Very Poor		0.8%	0.0%
2 Poor		1.1%	2.9%
3 Fair		20.2%	16.0%
4 Good		48.0%	48.3%
5 Excellent		30.0%	32.8%
	MEAN=	4.05	4.11

	2000	2001
	GRAD SENIORS	GRAD SENIORS
WRITING SKILLS		
1 Very Poor	0.5%	0.0%
2 Poor	1.9%	2.0%
3 Fair	16.1%	13.7%
4 Good	49.9%	49.4%
5 Excellent	31.6%	34.9%
MEAN=	4.10	4.17
PROBLEM SOLVING SKILLS (e.g., critical thinking)		
1 Very Poor	0.3%	0.6%
2 Poor	1.3%	1.2%
3 Fair	13.7%	9.1%
4 Good	49.7%	54.5%
5 Excellent	34.9%	34.6%
MEAN=	4.18	4.21
WORKING WITH OTHERS (e.g., teams, groups, etc.)		
1 Very Poor	0.5%	0.9%
2 Poor	2.7%	3.2%
3 Fair	15.1%	14.5%
4 Good	41.7%	42.4%
5 Excellent	40.1%	39.0%
MEAN=	4.18	4.15
INFORMATION GATHERING SKILLS (e.g. library, internet, etc.)		
1 Very Poor	1.2%	0.6%
2 Poor	4.3%	5.8%
3 Fair	18.2%	18.4%
4 Good	47.8%	42.6%
5 Excellent	28.5%	32.7%
MEAN=	3.98	4.01
MOTIVATION		
1 Very Poor	1.3%	1.7%
2 Poor	4.3%	3.5%
3 Fair	21.2%	19.7%
4 Good	46.1%	56.8%
5 Excellent	27.1%	18.3%
MEAN=	3.93	3.86
SELF-DISCIPLINE		
1 Very Poor	0.8%	0.6%
2 Poor	1.6%	4.1%
3 Fair	17.2%	18.0%
4 Good	47.0%	49.9%
5 Excellent	33.3%	27.5%
MEAN=	4.10	4.00
MULTI-CULTURAL AWARENESS (e.g., sensitivity to others unlike you)		
1 Very Poor	1.6%	2.0%
2 Poor	5.9%	4.7%
3 Fair	25.6%	25.9%
4 Good	39.9%	38.4%
5 Excellent	27.0%	29.1%
MEAN=	3.85	3.88
UNDERSTANDING & SYNTHESIZING HISTORICAL EVENTS (e.g., understanding of today's world in light of the past)		
1 Very Poor	2.4%	1.7%
2 Poor	8.4%	7.3%
3 Fair	34.3%	29.7%
4 Good	37.3%	42.4%
5 Excellent	17.6%	18.9%
MEAN=	3.59	3.69

	2000 GRAD SENIORS	2001 GRAD SENIORS
--	----------------------	----------------------

PRIMARY COLLEGE OF ACADEMIC WORK

1 Very Poor	0.5%	0.0%
2 Poor	2.4%	1.5%
3 Fair	15.2%	10.3%
4 Good	54.5%	60.6%
5 Excellent	27.4%	27.6%
MEAN=	4.06	4.14

OVERALL INSTRUCTION

1 Very Poor	0.3%	0.3%
2 Poor	1.6%	0.9%
3 Fair	14.7%	13.4%
4 Good	57.4%	60.8%
5 Excellent	26.0%	24.7%
MEAN=	4.07	4.09

35. CU-Colorado Springs prepared me well for my field of specialization.

1 - Strongly Disagree	1.1%	0.9%
2 - Disagree	4.8%	4.3%
3 - Slightly Disagree	6.1%	4.6%
4 - Slightly Agree	26.5%	25.5%
5 - Agree	46.9%	52.5%
6 - Strongly Agree	14.6%	12.2%
MEAN=	4.57	4.61

36. Overall, I am satisfied with the education I received at CU-Colorado Springs.

1 - Strongly Disagree	1.3%	1.2%
2 - Disagree	1.8%	1.4%
3 - Slightly Disagree	4.7%	3.8%
4 - Slightly Agree	17.1%	13.9%
5 - Agree	52.1%	56.4%
6 - Strongly Agree	22.9%	23.4%
MEAN=	4.86	4.93

37. I would send my child(ren) to CU-Colorado Springs.

1 - Strongly Disagree	4.8%	3.2%
2 - Disagree	6.1%	3.2%
3 - Slightly Disagree	7.1%	8.8%
4 - Slightly Agree	24.6%	18.4%
5 - Agree	37.8%	41.8%
6 - Strongly Agree	19.6%	24.6%
MEAN=	4.43	4.66

38. I would never recommend CU-Colorado Springs to a prospective student.

1 - Strongly Disagree	39.7%	44.2%
2 - Disagree	40.3%	38.2%
3 - Slightly Disagree	7.6%	8.4%
4 - Slightly Agree	5.0%	4.3%
5 - Agree	3.4%	1.7%
6 - Strongly Agree	3.9%	3.2%
MEAN=	2.04	1.91

	2000 GRAD SENIORS	2001 GRAD SENIORS
39. I sought formal advisement on a regular basis (at least once a semester).		
1 - Strongly Disagree	10.0%	13.3%
2 - Disagree	18.9%	24.0%
3 - Slightly Disagree	14.7%	10.1%
4 - Slightly Agree	15.3%	17.6%
5 - Agree	23.9%	22.5%
6 - Strongly Agree	17.1%	12.4%
	MEAN= 3.76	3.49
40. During the years you were completing your degree at CU-Colorado Springs, how often were courses you needed for your general education requirements unavailable in the semester you needed them?		
1 - Never	23.9%	22.3%
2 - Rarely	32.4%	37.0%
3 - Sometimes	32.6%	31.5%
4 - Often	10.5%	8.4%
5 - Always	0.5%	0.9%
41. How often were courses needed for your major unavailable in the semester you needed them?		
1 - Never	28.9%	24.9%
2 - Rarely	31.3%	33.6%
3 - Sometimes	26.8%	29.9%
4 - Often	11.8%	10.1%
5 - Always	1.1%	1.4%
42. How would you evaluate the advising you received in your major program of study?		
1 Very Poor	5.6%	4.7%
2 Poor	9.8%	11.1%
3 Fair	22.1%	23.2%
4 Good	40.2%	36.7%
5 Excellent	21.3%	24.0%
6 Never had or sought advising	1.1%	0.3%
43. How would you evaluate the advising you received from the Student Success Center?		
1 Very Poor	4.3%	4.5%
2 Poor	6.5%	11.0%
3 Fair	23.5%	25.0%
4 Good	37.8%	33.3%
5 Excellent	27.6%	25.9%
6 Never used	0.3%	0.3%
44. Did you work directly with any faculty member on research or creative projects during your time at CU-Colorado Springs, either in or outside of class?		
1 - Yes	39.9%	43.4%
2 - No	60.1%	56.6%
45. Approximately how many faculty members took an interest in your educational and career goals (other than for advising purposes) during your years at CU-Colorado Springs?		
1 - None	18.1%	23.3%
2 - One	21.3%	22.4%
3 - Two or Three	45.3%	38.5%
4 - Four or More	15.4%	15.7%

46. How often, either formally or informally, did you meet with faculty members outside of regular classroom hours?

1 - Never	8.3%	7.9%
2 - Rarely	33.2%	34.5%
3 - Sometimes	43.1%	38.3%
4 - Often	15.4%	19.3%

48. In your opinion, what were the advantages of going to CU-Colorado Springs?

Location	23.8%	23.1%
Small class size	10.6%	10.3%
Faculty	8.3%	8.6%
Cost	9.0%	7.7%
Small school/atmosphere	7.3%	6.8%
Personable/small student:teacher ratio	7.1%	6.0%
Quality education	0.0%	4.2%
Friendly atmosphere	1.3%	3.6%
Class hours/schedule	1.6%	2.7%
Good departmental programs	4.3%	2.5%
Good equipment, facilities, resources	1.4%	2.4%
Orientation to non-traditional students	2.1%	1.9%
Availability of faculty	3.4%	1.9%
Good reputation	2.0%	1.9%
Had major I wanted	1.4%	1.8%
Other	0.9%	1.6%
Diverse course offerings	1.3%	1.3%
High academic standards	2.4%	1.3%
Good customer, student services	0.3%	1.2%
Curriculum	1.0%	1.0%
Beautiful campus	0.9%	0.9%
Diversity among students	0.9%	0.9%
Night classes	0.6%	0.9%
Accredited	0.6%	0.7%
Older, mature student body	0.6%	0.7%
Dorms	0.1%	0.7%
Well-rounded education	1.6%	0.6%
Financial aid	0.6%	0.4%
Able to get a degree	0.0%	0.3%
Classes taught by PhD's, not TA's	1.6%	0.3%
Good academic advising	0.1%	0.3%
Part of CU system, affiliation w/Boulder	1.0%	0.6%
Sports, near OTC	0.4%	0.3%
Diversity among instructors	0.3%	0.1%
Good career placement, guidance	0.3%	0.1%

49. In your opinion, what were the disadvantages of going to CU-Colorado Springs?

Parking	25.0%	23.7%
Other	2.4%	8.2%
Need wider selection of courses	5.2%	6.1%
Little campus life/social life	5.7%	5.9%
Class hours/schedule	4.5%	4.9%
High fees, costs	5.2%	4.7%

	2000 GRAD SENIORS	2001 GRAD SENIORS
Faculty	5.2%	3.7%
Curriculum	1.0%	3.1%
Need more majors	1.2%	2.9%
Lack of funding for departments/school	0.7%	2.5%
Out-dated equipment, technology, Lack of	0.0%	2.5%
Poor student/customer services	0.0%	2.5%
Too many unnecessary requirements	1.9%	2.2%
School lacks a big name, not well-known	2.1%	2.2%
Department/Program disorganized	0.5%	1.8%
School is too small	2.1%	1.8%
Inadequate library resources	0.0%	1.6%
Lacking college atmosphere	2.8%	1.6%
Poor academic advising	1.4%	1.6%
Classes too big	0.0%	1.2%
Construction	1.6%	1.2%
Lack of sports	0.5%	1.2%
Location	0.0%	1.2%
Bureaucracy	1.7%	1.0%
No cohesiveness/communication	1.4%	1.0%
Growing too fast, overcrowded	1.9%	0.8%
Lack of diversity among instructors	0.3%	0.8%
Lack of diversity on campus	0.9%	0.8%
Lack of internships, practical/work experience	1.4%	0.8%
Unfriendly, uncaring atmosphere	1.6%	0.8%
Group projects	0.5%	0.6%
No involvement w/community	0.3%	0.6%
Not enough night classes	0.0%	0.6%
Dorms	0.7%	0.4%
Lack of school spirit	0.2%	0.4%
Need more graduate programs	1.6%	0.4%
Poor job placement, career guidance	0.0%	0.4%
Transfer of credits	1.6%	0.4%
Use of student funds	0.3%	0.4%
Classes taught by TA's, not PhD's	0.0%	0.2%
Students too young	0.9%	0.2%
Lack of diversity among students	0.2%	0.2%
Lack of financial aid	0.3%	0.2%
Overshadowed by Boulder	0.9%	0.2%

Section D: Personal Development (These questions are intended to report your areas of gains/losses, not your level of satisfaction.)

On items 50 through 66, please evaluate the degree of personal development or gain which resulted from your attendance at CU-Colorado Springs.

50. Problem-solving ability

0 - A loss	0.3%	0.0%
1 - No gain	2.1%	3.2%
2 - Very slight gain	4.0%	6.7%
3 - Slight gain	15.8%	13.7%
4 - Moderate gain	35.1%	39.2%
5 - High gain	33.8%	32.8%
6 - Very high gain	9.0%	4.4%
MEAN=	4.21	4.05

	2000	2001
	GRAD SENIORS	GRAD SENIORS
51. Skill in written expression		
0 - A loss	0.0%	0.9%
1 - No gain	2.6%	3.8%
2 - Very slight gain	4.2%	3.5%
3 - Slight gain	13.5%	13.6%
4 - Moderate gain	31.4%	29.9%
5 - High gain	30.6%	34.2%
6 - Very high gain	17.7%	14.2%
	MEAN=	4.36
52. Skill in oral expression		
0 - A loss	0.0%	0.9%
1 - No gain	4.0%	4.4%
2 - Very slight gain	5.5%	7.3%
3 - Slight gain	14.8%	17.7%
4 - Moderate gain	28.8%	32.3%
5 - High gain	28.8%	25.3%
6 - Very high gain	18.2%	12.2%
	MEAN=	4.27
53. Self-understanding		
0 - A loss	0.3%	1.2%
1 - No gain	4.0%	5.8%
2 - Very slight gain	4.2%	4.6%
3 - Slight gain	11.9%	14.5%
4 - Moderate gain	26.5%	25.8%
5 - High gain	33.3%	35.4%
6 - Very high gain	19.8%	12.8%
	MEAN=	4.40
54. Ability to manage emotions appropriately		
0 - A loss	0.5%	0.3%
1 - No gain	12.5%	22.8%
2 - Very slight gain	8.8%	8.8%
3 - Slight gain	19.6%	14.9%
4 - Moderate gain	28.6%	24.9%
5 - High gain	21.0%	21.6%
6 - Very high gain	9.0%	6.7%
	MEAN=	3.62
55. Ability to make close friends		
0 - A loss	1.6%	1.5%
1 - No gain	20.1%	26.5%
2 - Very slight gain	12.2%	10.5%
3 - Slight gain	17.2%	17.4%
4 - Moderate gain	19.6%	19.2%
5 - High gain	18.8%	17.4%
6 - Very high gain	10.6%	7.6%
	MEAN=	3.32

	2000	2001
	GRAD SENIORS	GRAD SENIORS
56. Appreciation for persons of other races and ethnic backgrounds		
0 - A loss	0.5%	1.7%
1 - No gain	16.9%	19.2%
2 - Very slight gain	9.0%	10.5%
3 - Slight gain	18.5%	19.2%
4 - Moderate gain	19.3%	20.9%
5 - High gain	21.7%	20.1%
6 - Very high gain	14.0%	8.4%
	MEAN=	3.60
57. Ability to relate to people		
0 - A loss	0.3%	0.3%
1 - No gain	7.1%	11.3%
2 - Very slight gain	8.7%	11.3%
3 - Slight gain	17.2%	19.1%
4 - Moderate gain	27.8%	23.2%
5 - High gain	26.2%	27.0%
6 - Very high gain	12.7%	7.8%
	MEAN=	3.94
58. Knowledge of social/domestic issues		
0 - A loss	0.5%	0.6%
1 - No gain	9.5%	9.0%
2 - Very slight gain	6.3%	10.4%
3 - Slight gain	16.1%	18.0%
4 - Moderate gain	27.7%	26.7%
5 - High gain	28.2%	24.1%
6 - Very high gain	11.6%	11.3%
	MEAN=	3.92
59. Knowledge of international relations		
0 - A loss	1.1%	1.2%
1 - No gain	19.0%	17.2%
2 - Very slight gain	13.2%	15.1%
3 - Slight gain	25.3%	21.8%
4 - Moderate gain	23.2%	26.2%
5 - High gain	12.7%	11.6%
6 - Very high gain	5.5%	7.0%
	MEAN=	3.11
60. Ability to make ethical decisions		
0 - A loss	0.5%	0.6%
1 - No gain	10.3%	19.8%
2 - Very slight gain	9.2%	7.6%
3 - Slight gain	16.6%	19.5%
4 - Moderate gain	27.7%	23.0%
5 - High gain	25.1%	23.0%
6 - Very high gain	10.6%	6.7%
	MEAN=	3.78

	2000	2001
	GRAD SENIORS	GRAD SENIORS
61. Appreciation for the arts		
0 - A loss	1.3%	0.9%
1 - No gain	19.0%	17.5%
2 - Very slight gain	11.6%	11.4%
3 - Slight gain	19.0%	23.0%
4 - Moderate gain	22.2%	19.0%
5 - High gain	15.6%	17.8%
6 - Very high gain	11.3%	10.5%
	MEAN=	3.34
62. Appreciation for literature		
0 - A loss	1.3%	1.2%
1 - No gain	18.7%	19.2%
2 - Very slight gain	11.9%	12.8%
3 - Slight gain	21.1%	22.7%
4 - Moderate gain	19.5%	18.0%
5 - High gain	13.5%	16.9%
6 - Very high gain	14.0%	9.3%
	MEAN=	3.35
63. Appreciation of the humanities		
0 - A loss	3.2%	3.5%
1 - No gain	14.5%	18.6%
2 - Very slight gain	13.2%	13.1%
3 - Slight gain	21.1%	16.0%
4 - Moderate gain	20.6%	23.0%
5 - High gain	16.4%	18.3%
6 - Very high gain	11.1%	7.6%
	MEAN=	3.35
64. Skills in gathering information		
0 - A loss	0.3%	0.0%
1 - No gain	3.7%	4.4%
2 - Very slight gain	5.5%	8.4%
3 - Slight gain	15.6%	12.5%
4 - Moderate gain	27.4%	28.5%
5 - High gain	31.4%	30.8%
6 - Very high gain	16.1%	15.4%
	MEAN=	4.25
65. Technical knowledge		
0 - A loss	0.0%	0.0%
1 - No gain	6.1%	7.3%
2 - Very slight gain	9.3%	10.8%
3 - Slight gain	15.1%	13.7%
4 - Moderate gain	25.4%	27.9%
5 - High gain	28.0%	28.2%
6 - Very high gain	16.1%	12.2%
	MEAN=	4.08

	2000	2001
	GRAD SENIORS	GRAD SENIORS
66. Scholarly knowledge		
0 - A loss	0.0%	0.0%
1 - No gain	0.8%	2.6%
2 - Very slight gain	2.6%	2.6%
3 - Slight gain	9.2%	10.2%
4 - Moderate gain	26.4%	26.2%
5 - High gain	41.4%	39.0%
6 - Very high gain	19.5%	19.5%
	MEAN= 4.64	4.55
67. Your gender is:		
1 - Male	32.4%	35.3%
2 - Female	67.6%	64.7%
68. Your primary ethnic group is:		
1 - White/Anglo/Caucasian	78.8%	84.4%
2 - African American	4.2%	2.1%
3 - Hispanic/Chicano(a)/Latino(a)	10.3%	6.5%
4 - Asian	5.8%	5.6%
5 - Native American/American Indian/Aleut	0.8%	1.5%
69. Your year of birth is:	MEAN= 1972	1973
70. The highest education level completed by your mother was:		
1 - Grade school	2.9%	2.0%
2 - Junior high	2.9%	0.6%
3 - Some high school	4.2%	3.2%
4 - High school graduate	24.8%	29.6%
5 - Vocational/technical/business (beyond high school)	9.0%	6.1%
6 - Some college	25.9%	23.5%
7 - Completed college (4 year degree)	18.7%	23.2%
8 - Graduate or Professional school	11.6%	11.9%
71. The highest education level completed by your father was:		
1 - Grade school	1.3%	2.6%
2 - Junior high	3.2%	1.8%
3 - Some high school	4.8%	3.8%
4 - High school graduate	19.9%	17.3%
5 - Vocational/technical/business (beyond high school)	9.3%	8.8%
6 - Some college	20.4%	22.3%
7 - Completed college (4 year degree)	21.0%	21.7%
8 - Graduate or Professional school	20.2%	21.7%
72. Your current marital status is:		
1 - Single, never married	55.5%	60.8%
2 - Married	35.3%	29.4%
3 - Separated	1.3%	0.9%
4 - Divorced	6.6%	7.3%
5 - Widowed	0.5%	0.3%
6 - Other	0.8%	1.5%



2001 Graduating Seniors Survey Report For Summer 2000 through Spring 2001

Comparison of University Totals to the College of Letters, Arts and Sciences

	ALL	
	GRAD SENIORS N= 350	LAS SENIORS N=230
SECTION A: EDUCATION AT CU-COLORADO SPRINGS		
1. When did you start work toward a degree program at CU-Colorado Springs?		
2000	2.1%	2.7%
1999	15.1%	17.3%
1998	26.1%	21.4%
1997	29.1%	29.5%
1996 and before	27.6%	29.1%
2. What was your initial student level?		
1 - Freshman	35.8%	33.5%
2 - Transfer (Please go to Q. 2a)	61.6%	65.7%
3 - Unclassified	2.6%	0.9%
2a. If you were a transfer student, from which institution did you transfer?		
	N=	
Other	213	161
PPCC (Pikes Peak Community College)	45.0%	46.0%
CU-Boulder (University of Colorado at Boulder)	30.1%	32.9%
UNC (University of Northern Colorado)	6.6%	6.2%
UNC (University of Northern Colorado)	3.1%	3.7%
CSU (Colorado State University)	3.1%	3.7%
CSU (Colorado State University)	3.5%	3.1%
USC (University of Southern Colorado)	3.5%	2.5%
Adams State	1.7%	1.9%
Ft. Lewis	1.7%	1.9%
Ft. Lewis	1.3%	1.9%
CU-Denver (University of Colorado at Denver)	0.9%	0.6%
DU (University of Denver)	0.9%	0.6%
DU (University of Denver)	0.4%	0.6%
Metro State College	0.4%	0.6%
Metro State College	0.4%	0.6%
3. What was your initial student tuition classification?		
1 - Resident	87.6%	86.5%
2 - Non-resident	12.4%	13.5%
4. During your studies at CU-Colorado Springs, what was your course load during most semesters?		
1 - Full-time (12 or more hours a semester)	89.7%	89.6%
2 - Part-time	10.3%	10.4%
5. When will you graduate from CU-Colorado Springs? Please indicate semester and year.		
Summer	3.17%	4.78%
Fall	20.7%	24.8%
Spring	76.1%	70.4%

	ALL	
	GRAD SENIORS	LAS SENIORS

6. Which degree will you receive at the time of the above graduation?		
1 - Bachelor of Arts	63.8%	96.1%
2 - Bachelor of Science	36.2%	3.9%
7. In what major(s) will you receive your degree from CU-Colorado Springs?		
Psychology	15.2%	22.7%
Communication	8.7%	13.0%
Biology	6.2%	9.3%
English	5.7%	8.5%
Sociology	5.7%	8.5%
Geography & Environmental Studies	5.4%	8.1%
History	4.3%	6.5%
Anthropology	3.0%	4.5%
Political Science	2.4%	3.6%
Visual Arts	2.4%	3.6%
Distributed Studies - Other	1.9%	2.4%
Economics	1.6%	2.4%
Philosophy	1.4%	2.0%
Spanish	0.8%	1.2%
Art History	0.5%	0.8%
Mathematics	1.1%	0.8%
Chemistry (BA or BS)	0.3%	0.4%
Distributed Studies - Special Education	0.3%	0.4%
Organizational Management	1.9%	0.4%
Physics	0.5%	0.4%
Special Ed. Licensure Program	0.3%	0.4%
8. In which school/college are you enrolled as an undergraduate at CU-Colorado Springs?		
1 - Letters, Arts and Sciences	66.1%	100.0%
2 - Business	7.8%	0.0%
3 - Engineering	13.8%	0.0%
4 - Nursing	12.4%	0.0%
9. Have you changed colleges (as listed in Question 8) during your studies at CU-Colorado Springs?		
1 - Yes	10.9%	10.0%
2 - No	89.1%	90.0%
10. What is your current cumulative grade point average?	MEAN=	
	3.28	3.30
11. What was your primary purpose in obtaining a degree? CIRCLE ONE ANSWER ONLY.		
1 - To obtain a general education.	6.7%	8.7%
2 - To satisfy my parents' desire.	1.2%	0.4%
3 - To discover what type of occupation I desire.	2.3%	1.7%
4 - To become better qualified for future employment.	38.1%	37.8%
5 - To become better qualified for my present employment.	1.5%	0.9%
6 - To qualify for advancement in my field of employment.	2.6%	2.2%
7 - To prepare for a better job than my present employment.	6.4%	4.3%
8 - To prepare for changing my occupation.	6.7%	5.7%
9 - To prepare for a graduate degree.	11.6%	12.6%
10 - Personal Fulfillment	20.3%	21.7%
11 - Other	2.6%	3.9%

**ALL
GRAD SENIORS LAS SENIORS**

12. Have you applied to an advanced degree (beyond bachelor's) or certificate program?			
1 - Yes, full-time		9.3%	11.4%
2 - Yes, part-time		2.0%	2.6%
3 - No (go to Q. 12b)		88.7%	86.0%
12a. If yes, what is the program in which you will be enrolled and at what university?	N=	35	29
Program:			
MA (Master of Arts)		31.4%	37.9%
Other (general graduate courses)		22.9%	27.6%
Ph.D.		8.6%	10.3%
ALP (Alternative Licensure Program)		5.7%	6.9%
MPA (Master of Public Administration)		5.7%	6.9%
MCJ (Master of Criminal Justice)		2.9%	3.4%
MD (Medical Doctor)		2.9%	3.4%
Real Estate		2.9%	3.4%
University:			
UCCS		41.2%	35.7%
Other		29.4%	32.1%
DU (University of Denver)		11.8%	14.3%
UNC (University of Northern Colorado)		8.8%	10.7%
CC (Colorado College)		2.9%	3.6%
Health Sciences Center		0.0%	3.6%
12b. If no, do you plan to pursue an advanced degree in the near future?			
1 - Yes		68.9%	72.2%
2 - No		31.1%	27.8%

SECTION B: EMPLOYMENT

13. What are your plans immediately following graduation?			
1 - Seek employment		42.4%	33.2%
2 - Attend graduate school		12.8%	16.6%
3 - Continue current employment		14.8%	11.4%
4 - Both attend graduate school and seek or continue employment		14.2%	17.0%
5 - Go into the Teacher Education Program		4.1%	5.7%
6 - Be a homemaker		0.6%	0.9%
7 - Take time off		4.9%	7.0%
8 - Other		6.1%	8.3%
14. On average, how many hours per week do you currently spend in paid employment?	MEAN=	22.60	22.35
15. If you are not employed, what is your current source of income?	N=	67	44
Spouse		44.8%	47.7%
Parents		23.9%	25.0%
Loans/Grants		11.9%	11.4%
Savings		9.0%	4.5%
Retirement		3.0%	4.5%
Other		6.0%	4.5%
Stipend		1.5%	2.3%

ALL
GRAD SENIORS LAS SENIORS

22. My studies at CU-Colorado Springs enhanced my ability to get a job.		
1 - Strongly Disagree	1.2%	1.4%
2 - Disagree	5.9%	8.7%
3 - Slightly Disagree	3.7%	5.8%
4 - Slightly Agree	12.5%	15.5%
5 - Agree	49.2%	49.8%
6 - Strongly Agree	27.4%	18.8%
	MEAN=	4.85 4.60
23. I am pleased with my choice of degree program.		
1 - Strongly Disagree	0.3%	0.0%
2 - Disagree	1.9%	2.9%
3 - Slightly Disagree	2.2%	2.9%
4 - Slightly Agree	8.1%	7.2%
5 - Agree	42.7%	45.4%
6 - Strongly Agree	44.9%	41.5%
	MEAN=	5.26 5.20
24. My degree program provided me detailed understanding of my anticipated career.		
1 - Strongly Disagree	2.8%	4.4%
2 - Disagree	7.8%	10.2%
3 - Slightly Disagree	7.8%	8.3%
4 - Slightly Agree	26.0%	29.6%
5 - Agree	39.5%	35.9%
6 - Strongly Agree	16.0%	11.7%
	MEAN=	4.39 4.17
25. The technical skills I learned at CU-Colorado Springs were complete and up-to-date.		
1 - Strongly Disagree	0.6%	1.0%
2 - Disagree	2.8%	3.4%
3 - Slightly Disagree	6.0%	6.4%
4 - Slightly Agree	20.8%	23.5%
5 - Agree	52.2%	48.5%
6 - Strongly Agree	17.6%	17.2%
	MEAN=	4.74 4.67
26. I would recommend my degree program to another student.		
1 - Strongly Disagree	1.9%	2.4%
2 - Disagree	1.9%	1.9%
3 - Slightly Disagree	5.3%	4.4%
4 - Slightly Agree	13.8%	16.5%
5 - Agree	47.2%	44.7%
6 - Strongly Agree	30.0%	30.1%
	MEAN=	4.93 4.89

SECTION C: RATING MY EDUCATION AT CU-COLORADO SPRINGS

27. In retrospect, do you wish you had chosen a different program of study?		
1 - Yes	15.2%	17.8%
2 - No (Go to Q. 28)	84.8%	82.2%

	N=	ALL	
		GRAD SENIORS	LAS SENIORS
27a. If yes, what degree program do you wish you had chosen?		50	39
General Business		20.0%	23.1%
Information Systems		12.0%	10.3%
Other		12.0%	10.3%
Electrical Engineering		6.0%	7.7%
Biology		4.0%	5.1%
Computer Science		4.0%	5.1%
Marketing		4.0%	5.1%
Not offered		6.0%	5.1%
Anthropology		2.0%	2.6%
Distributed Studies - Justice/Public Administration		4.0%	2.6%
Distributed Studies - Other		2.0%	2.6%
English		2.0%	2.6%
Geography & Environmental Studies		2.0%	2.6%
Political Science		2.0%	2.6%
Psychology		2.0%	2.6%
Spanish		2.0%	2.6%
Visual Arts		2.0%	2.6%
Finance		4.0%	2.6%
Not sure		4.0%	2.6%
28. How many courses (not hours) did you complete your last two full semesters (not including summer term) at CU-Colorado Springs?			
0-6		20.1%	11.2%
7 or more		79.9%	88.8%
	MEAN=	9.3	9.4
29. How many of these courses required you to complete:			
a - in class writing assignments (other than English classes).		2.4	2.8
b - out of class writing assignment(s) (other than English classes) of at least 10 pages length.		3.0	2.5
c - oral presentation(s) (other than communication classes).		2.4	2.3
d - group project(s)/activities.		3.2	2.8
e - problems requiring quantitative (mathematical) skills (other than math classes).		2.6	1.5
f - computer applications (either mainframe or personal cocomputer in classes other than computer science or information systems).		2.7	2.2
g - activities requiring knowledge of other cultures (other than foreign language classes).		1.8	2.0
h - scientific methodology.		2.7	2.5
30. I learned a variety of new intellectual concepts during my university education.			
1 - Strongly Disagree		0.3%	0.4%
2 - Disagree		2.0%	3.1%
3 - Slightly Disagree		1.4%	1.7%
4 - Slightly Agree		11.0%	7.9%
5 - Agree		49.9%	48.0%
6 - Strongly Agree		35.4%	38.9%
	MEAN=	5.14	5.17

31. I learned the theoretical foundations of the academic disciplines I studied during my university education.			
1 - Strongly Disagree		0.0%	0.0%
2 - Disagree		1.7%	2.6%
3 - Slightly Disagree		2.3%	1.7%
4 - Slightly Agree		13.9%	13.1%
5 - Agree		53.9%	52.0%
6 - Strongly Agree		28.1%	30.6%
	MEAN=	5.04	5.06
32. If you attended another college or university prior to attending CU-Colorado Springs, go to question 33a. If you did not attend another college or university, go to question 33c.			
33a. What type of college did you attend prior to enrolling at CU-Colorado Springs?			
	N=	257	172
2-year college		45.1%	49.2%
4-year college		22.6%	21.2%
university		32.3%	29.6%
33b. How many hours of college credit did you transfer to CU-Colorado Springs?			
	MEAN=	51.3	50.5
33c. How would you rate the overall quality of YOUR education at CU-Colorado Springs, in the following areas?			
ORAL COMMUNICATION (e.g., public speaking, small groups, one-on-one)			
1 Very Poor		0.3%	0.0%
2 Poor		4.4%	5.7%
3 Fair		21.2%	19.7%
4 Good		58.7%	56.6%
5 Excellent		15.4%	18.0%
	MEAN=	3.85	3.87
QUANTITATIVE SKILLS (e.g., math, statistics)			
1 Very Poor		0.0%	0.0%
2 Poor		3.2%	4.9%
3 Fair		27.9%	35.0%
4 Good		49.3%	45.1%
5 Excellent		19.6%	15.0%
	MEAN=	3.85	3.70
SCIENTIFIC REASONING (e.g., scientific reasoning and methods)			
1 Very Poor		0.3%	0.4%
2 Poor		2.1%	2.7%
3 Fair		21.7%	23.6%
4 Good		56.1%	56.0%
5 Excellent		19.9%	17.3%
	MEAN=	3.93	3.87
QUALITATIVE SKILLS (e.g., personal analysis, perception, intuition)			
1 Very Poor		0.3%	0.4%
2 Poor		0.9%	0.9%
3 Fair		17.7%	18.9%
4 Good		53.5%	49.1%
5 Excellent		27.6%	30.7%
	MEAN=	4.07	4.09

	ALL	
	GRAD SENIORS	LAS SENIORS
ANALYTICAL REASONING (e.g., logic)		
1 Very Poor	0.6%	0.9%
2 Poor	2.6%	3.1%
3 Fair	18.1%	23.3%
4 Good	52.6%	51.5%
5 Excellent	26.0%	21.1%
	MEAN=	4.01 3.89
GRAPHIC COMMUNICATION (e.g., using charts, graphs)		
1 Very Poor	2.0%	2.2%
2 Poor	9.6%	10.6%
3 Fair	31.8%	33.5%
4 Good	40.5%	37.4%
5 Excellent	16.0%	16.3%
	MEAN=	3.59 3.55
READING SKILLS		
1 Very Poor	0.0%	0.0%
2 Poor	2.9%	3.9%
3 Fair	16.0%	11.4%
4 Good	48.3%	45.2%
5 Excellent	32.8%	39.5%
	MEAN=	4.11 4.20
WRITING SKILLS		
1 Very Poor	0.0%	0.0%
2 Poor	2.0%	2.6%
3 Fair	13.7%	9.6%
4 Good	49.4%	45.6%
5 Excellent	34.9%	42.1%
	MEAN=	4.17 4.27
PROBLEM SOLVING SKILLS (e.g., critical thinking)		
1 Very Poor	0.6%	0.9%
2 Poor	1.2%	1.8%
3 Fair	9.1%	10.2%
4 Good	54.5%	53.1%
5 Excellent	34.6%	34.1%
	MEAN=	4.21 4.18
WORKING WITH OTHERS (e.g., teams, groups, etc.)		
1 Very Poor	0.9%	1.3%
2 Poor	3.2%	4.4%
3 Fair	14.5%	14.9%
4 Good	42.4%	42.5%
5 Excellent	39.0%	36.8%
	MEAN=	4.15 4.09
INFORMATION GATHERING SKILLS (e.g. library, internet, etc.)		
1 Very Poor	0.6%	0.9%
2 Poor	5.8%	5.8%
3 Fair	18.4%	16.4%
4 Good	42.6%	41.2%
5 Excellent	32.7%	35.8%
	MEAN=	4.01 4.05

	ALL	
	GRAD SENIORS	LAS SENIORS
MOTIVATION		
1 Very Poor	1.7%	1.8%
2 Poor	3.5%	3.5%
3 Fair	19.7%	17.5%
4 Good	56.8%	57.0%
5 Excellent	18.3%	20.2%
	MEAN=	3.86 3.90
SELF-DISCIPLINE		
1 Very Poor	0.6%	0.9%
2 Poor	4.1%	3.9%
3 Fair	18.0%	16.7%
4 Good	49.9%	49.1%
5 Excellent	27.5%	29.4%
	MEAN=	4.00 4.02
MULTI-CULTURAL AWARENESS (e.g., sensitivity to others unlike you)		
1 Very Poor	2.0%	2.2%
2 Poor	4.7%	3.1%
3 Fair	25.9%	24.2%
4 Good	38.4%	35.2%
5 Excellent	29.1%	35.2%
	MEAN=	3.88 3.98
UNDERSTANDING & SYNTHESIZING HISTORICAL EVENTS (e.g., understanding of today's world in light of the past)		
1 Very Poor	1.7%	1.3%
2 Poor	7.3%	4.4%
3 Fair	29.7%	25.0%
4 Good	42.4%	44.3%
5 Excellent	18.9%	25.0%
	MEAN=	3.69 3.87
PRIMARY COLLEGE OF ACADEMIC WORK		
1 Very Poor	0.0%	0.0%
2 Poor	1.5%	0.9%
3 Fair	10.3%	8.8%
4 Good	60.6%	58.4%
5 Excellent	27.6%	31.9%
	MEAN=	4.14 4.21
OVERALL INSTRUCTION		
1 Very Poor	0.3%	0.4%
2 Poor	0.9%	0.9%
3 Fair	13.4%	10.1%
4 Good	60.8%	61.7%
5 Excellent	24.7%	26.9%
	MEAN=	4.09 4.14

ALL
GRAD SENIORS LAS SENIORS

35. CU-Colorado Springs prepared me well for my field of specialization.		
1 - Strongly Disagree	0.9%	1.3%
2 - Disagree	4.3%	5.7%
3 - Slightly Disagree	4.6%	3.5%
4 - Slightly Agree	25.5%	29.4%
5 - Agree	52.5%	50.0%
6 - Strongly Agree	12.2%	10.1%
	MEAN=	4.61 4.51
36. Overall, I am satisfied with the education I received at CU-Colorado Springs.		
1 - Strongly Disagree	1.2%	1.7%
2 - Disagree	1.4%	0.9%
3 - Slightly Disagree	3.8%	3.1%
4 - Slightly Agree	13.9%	13.1%
5 - Agree	56.4%	59.0%
6 - Strongly Agree	23.4%	22.3%
	MEAN=	4.93 4.93
37. I would send my child(ren) to CU-Colorado Springs.		
1 - Strongly Disagree	3.2%	3.1%
2 - Disagree	3.2%	3.5%
3 - Slightly Disagree	8.8%	8.8%
4 - Slightly Agree	18.4%	19.4%
5 - Agree	41.8%	40.5%
6 - Strongly Agree	24.6%	24.7%
	MEAN=	4.66 4.65
38. I would never recommend CU-Colorado Springs to a prospective student.		
1 - Strongly Disagree	44.2%	47.6%
2 - Disagree	38.2%	38.0%
3 - Slightly Disagree	8.4%	6.6%
4 - Slightly Agree	4.3%	4.4%
5 - Agree	1.7%	0.9%
6 - Strongly Agree	3.2%	2.6%
	MEAN=	1.91 1.81
39. I sought formal advisement on a regular basis (at least once a semester).		
1 - Strongly Disagree	13.3%	13.5%
2 - Disagree	24.0%	22.3%
3 - Slightly Disagree	10.1%	10.0%
4 - Slightly Agree	17.6%	17.9%
5 - Agree	22.5%	23.6%
6 - Strongly Agree	12.4%	12.7%
	MEAN=	3.49 3.54
40. During the years you were completing your degree at CU-Colorado Springs, how often were courses you needed for your general education requirements unavailable in the semester you needed them?		
1 - Never	22.3%	19.2%
2 - Rarely	37.0%	36.7%
3 - Sometimes	31.5%	35.4%
4 - Often	8.4%	7.9%
5 - Always	0.9%	0.9%

41. How often were courses needed for your major unavailable in the semester you needed them?		
1 - Never	24.9%	22.3%
2 - Rarely	33.6%	35.8%
3 - Sometimes	29.9%	30.1%
4 - Often	10.1%	10.9%
5 - Always	1.4%	0.9%
42. How would you evaluate the advising you received in your major program of study?		
1 Very Poor	4.7%	6.2%
2 Poor	11.1%	12.3%
3 Fair	23.2%	18.1%
4 Good	36.7%	37.0%
5 Excellent	24.0%	26.0%
6 Never had or sought advising	0.3%	0.4%
43. How would you evaluate the advising you received from the Student Success Center?		
1 Very Poor	4.5%	3.5%
2 Poor	11.0%	7.5%
3 Fair	25.0%	20.2%
4 Good	33.3%	36.8%
5 Excellent	25.9%	31.6%
6 Never used	0.3%	0.4%
44. Did you work directly with any faculty member on research or creative projects during your time at CU-Colorado Springs, either in or outside of class?		
1 - Yes	43.4%	47.1%
2 - No	56.6%	52.9%
45. Approximately how many faculty members took an interest in your educational and career goals (other than for advising purposes) during your years at CU-Colorado Springs?		
1 - None	23.3%	24.2%
2 - One	22.4%	23.3%
3 - Two or Three	38.5%	38.8%
4 - Four or More	15.7%	13.7%
46. How often, either formally or informally, did you meet with faculty members outside of regular classroom hours?		
1 - Never	7.9%	8.4%
2 - Rarely	34.5%	31.3%
3 - Sometimes	38.3%	40.5%
4 - Often	19.3%	19.8%
48. In your opinion, what were the advantages of going to CU-Colorado Springs?		
Location	23.1%	22.6%
Small class size	10.3%	9.5%
Faculty	8.6%	9.3%
Cost	7.7%	8.1%
Small school/atmosphere	6.8%	7.1%
Personable/small student:teacher ratio	6.0%	6.9%
Friendly atmosphere	3.6%	4.4%

	ALL	
	GRAD SENIORS	LAS SENIORS
Quality education	4.2%	3.6%
Class hours/schedule	2.7%	2.4%
Orientation to non-traditional students	1.9%	2.4%
Good departmental programs	2.5%	2.0%
Good equipment, facilities, resources	2.4%	2.0%
Availability of faculty	1.9%	1.8%
High academic standards	1.3%	1.8%
Diverse course offerings	1.3%	1.6%
Good reputation	1.9%	1.6%
Good customer, student services	1.2%	1.4%
Curriculum	1.0%	1.2%
Had major I wanted	1.8%	1.2%
Diversity among students	0.9%	1.0%
Other	1.6%	1.0%
Night classes	0.9%	0.8%
Older, mature student body	0.7%	0.8%
Well-rounded education	0.6%	0.8%
Accredited	0.7%	0.6%
Beautiful campus	0.9%	0.6%
Dorms	0.7%	0.6%
Financial aid	0.4%	0.6%
Part of CU system, affiliation w/Boulder	0.6%	0.6%
Classes taught by PhD's, not TA's	0.3%	0.4%
Able to get a degree	0.3%	0.2%
Diversity among instructors	0.1%	0.2%
Good academic advising	0.3%	0.2%
Good career placement, guidance	0.1%	0.2%
Sports, near OTC	0.3%	0.2%

49. In your opinion, what were the disadvantages of going to CU-Colorado Springs?

Parking	23.7%	22.5%
Need wider selection of courses	6.1%	6.6%
Other	8.2%	5.7%
Little campus life/social life	5.9%	5.4%
Class hours/schedule	4.9%	4.8%
Curriculum	3.1%	4.2%
High fees, costs	4.7%	3.9%
Lack of funding for departments/school	2.5%	3.3%
Need more majors	2.9%	3.3%
Faculty	3.7%	3.0%
Too many unnecessary requirements	2.2%	3.0%
Poor student/customer services	2.5%	2.7%
Inadequate library resources	1.6%	2.4%
Out-dated equipment, technology, Lack of	2.5%	2.4%
School lacks a big name, not well-known	2.2%	2.4%
Lacking college atmosphere	1.6%	2.1%
Construction	1.2%	1.8%
Poor academic advising	1.6%	1.8%
School is too small	1.8%	1.8%

	ALL	
	GRAD SENIORS	LAS SENIORS
Classes too big	1.2%	1.5%
Department/Program disorganized	1.8%	1.5%
Bureaucracy	1.0%	1.2%
Lack of sports	1.2%	1.2%
No cohesiveness/communication	1.0%	1.2%
Unfriendly, uncaring atmosphere	0.8%	1.2%
Lack of diversity among instructors	0.8%	0.9%
Location	1.2%	0.9%
Not enough night classes	0.6%	0.9%
Dorms	0.4%	0.6%
Growing too fast, overcrowded	0.8%	0.6%
Lack of diversity on campus	0.8%	0.6%
Lack of internships, practical/work experience	0.8%	0.6%
Need more graduate programs	0.4%	0.6%
Transfer of credits	0.4%	0.6%
Use of student funds	0.4%	0.6%
Classes taught by TA's, not PhD's	0.2%	0.3%
Lack of diversity among students	0.2%	0.3%
Lack of financial aid	0.2%	0.3%
Lack of school spirit	0.4%	0.3%
No involvement w/community	0.6%	0.3%
Overshadowed by Boulder	0.2%	0.3%
Poor job placement, career guidance	0.4%	0.3%
Students too young	0.2%	0.3%

Section D: Personal Development (These questions are intended to report your areas of gains/losses, not your level of satisfaction.)

On items 50 through 66, please evaluate the degree of personal development or gain which resulted from your attendance at CU-Colorado Springs.

50. Problem-solving ability

0 - A loss	0.0%	0.0%
1 - No gain	3.2%	4.8%
2 - Very slight gain	6.7%	7.9%
3 - Slight gain	13.7%	16.7%
4 - Moderate gain	39.2%	41.7%
5 - High gain	32.8%	25.4%
6 - Very high gain	4.4%	3.5%
	MEAN=	4.05 3.86

51. Skill in written expression

0 - A loss	0.9%	0.4%
1 - No gain	3.8%	3.5%
2 - Very slight gain	3.5%	2.6%
3 - Slight gain	13.6%	11.8%
4 - Moderate gain	29.9%	26.6%
5 - High gain	34.2%	38.0%
6 - Very high gain	14.2%	17.0%
	MEAN=	4.27 4.43

	ALL	
	GRAD SENIORS	LAS SENIORS
52. Skill in oral expression		
0 - A loss	0.9%	0.4%
1 - No gain	4.4%	4.8%
2 - Very slight gain	7.3%	6.1%
3 - Slight gain	17.7%	16.7%
4 - Moderate gain	32.3%	31.6%
5 - High gain	25.3%	27.2%
6 - Very high gain	12.2%	13.2%
	MEAN=	
	4.01	4.08
53. Self-understanding		
0 - A loss	1.2%	1.3%
1 - No gain	5.8%	6.1%
2 - Very slight gain	4.6%	3.9%
3 - Slight gain	14.5%	14.0%
4 - Moderate gain	25.8%	24.5%
5 - High gain	35.4%	35.4%
6 - Very high gain	12.8%	14.8%
	MEAN=	
	4.15	4.20
54. Ability to manage emotions appropriately		
0 - A loss	0.3%	0.4%
1 - No gain	22.8%	23.0%
2 - Very slight gain	8.8%	8.8%
3 - Slight gain	14.9%	15.5%
4 - Moderate gain	24.9%	23.5%
5 - High gain	21.6%	20.8%
6 - Very high gain	6.7%	8.0%
	MEAN=	
	3.33	3.33
55. Ability to make close friends		
0 - A loss	1.5%	1.8%
1 - No gain	26.5%	28.5%
2 - Very slight gain	10.5%	10.5%
3 - Slight gain	17.4%	17.1%
4 - Moderate gain	19.2%	21.1%
5 - High gain	17.4%	13.2%
6 - Very high gain	7.6%	7.9%
	MEAN=	
	3.09	2.98
56. Appreciation for persons of other races and ethnic backgrounds		
0 - A loss	1.7%	1.7%
1 - No gain	19.2%	19.2%
2 - Very slight gain	10.5%	10.0%
3 - Slight gain	19.2%	17.0%
4 - Moderate gain	20.9%	21.8%
5 - High gain	20.1%	20.5%
6 - Very high gain	8.4%	9.6%
	MEAN=	
	3.32	3.38

ALL
GRAD SENIORS LAS SENIORS


57. Ability to relate to people			
0 - A loss		0.3%	0.4%
1 - No gain		11.3%	12.7%
2 - Very slight gain		11.3%	9.2%
3 - Slight gain		19.1%	19.7%
4 - Moderate gain		23.2%	22.3%
5 - High gain		27.0%	26.6%
6 - Very high gain		7.8%	9.2%
	MEAN=	3.66	3.67
58. Knowledge of social/domestic issues			
0 - A loss		0.6%	0.4%
1 - No gain		9.0%	5.2%
2 - Very slight gain		10.4%	10.5%
3 - Slight gain		18.0%	17.0%
4 - Moderate gain		26.7%	25.8%
5 - High gain		24.1%	25.8%
6 - Very high gain		11.3%	15.3%
	MEAN=	3.79	4.01
59. Knowledge of international relations			
0 - A loss		1.2%	0.0%
1 - No gain		17.2%	14.5%
2 - Very slight gain		15.1%	16.2%
3 - Slight gain		21.8%	21.1%
4 - Moderate gain		26.2%	28.1%
5 - High gain		11.6%	11.4%
6 - Very high gain		7.0%	8.8%
	MEAN=	3.17	3.32
60. Ability to make ethical decisions			
0 - A loss		0.6%	0.4%
1 - No gain		19.8%	21.1%
2 - Very slight gain		7.6%	7.9%
3 - Slight gain		19.5%	18.0%
4 - Moderate gain		23.0%	23.7%
5 - High gain		23.0%	21.9%
6 - Very high gain		6.7%	7.0%
	MEAN=	3.40	3.37
61. Appreciation for the arts			
0 - A loss		0.9%	1.3%
1 - No gain		17.5%	11.9%
2 - Very slight gain		11.4%	10.1%
3 - Slight gain		23.0%	25.1%
4 - Moderate gain		19.0%	17.2%
5 - High gain		17.8%	19.8%
6 - Very high gain		10.5%	14.5%
	MEAN=	3.37	3.63

ALL
GRAD SENIORS LAS SENIORS

62. Appreciation for literature		
0 - A loss	1.2%	1.3%
1 - No gain	19.2%	13.6%
2 - Very slight gain	12.8%	10.1%
3 - Slight gain	22.7%	24.1%
4 - Moderate gain	18.0%	18.9%
5 - High gain	16.9%	19.3%
6 - Very high gain	9.3%	12.7%
	MEAN=	3.25 3.54
63. Appreciation of the humanities		
0 - A loss	3.5%	5.3%
1 - No gain	18.6%	12.7%
2 - Very slight gain	13.1%	9.6%
3 - Slight gain	16.0%	16.7%
4 - Moderate gain	23.0%	25.0%
5 - High gain	18.3%	20.6%
6 - Very high gain	7.6%	10.1%
	MEAN=	3.22 3.46
64. Skills in gathering information		
0 - A loss	0.0%	0.0%
1 - No gain	4.4%	3.1%
2 - Very slight gain	8.4%	9.2%
3 - Slight gain	12.5%	10.5%
4 - Moderate gain	28.5%	28.1%
5 - High gain	30.8%	32.0%
6 - Very high gain	15.4%	17.1%
	MEAN=	4.19 4.28
65. Technical knowledge		
0 - A loss	0.0%	0.0%
1 - No gain	7.3%	9.2%
2 - Very slight gain	10.8%	13.6%
3 - Slight gain	13.7%	15.8%
4 - Moderate gain	27.9%	27.6%
5 - High gain	28.2%	25.4%
6 - Very high gain	12.2%	8.3%
	MEAN=	3.96 3.71
66. Scholarly knowledge		
0 - A loss	0.0%	0.0%
1 - No gain	2.6%	2.6%
2 - Very slight gain	2.6%	2.2%
3 - Slight gain	10.2%	9.2%
4 - Moderate gain	26.2%	25.0%
5 - High gain	39.0%	41.2%
6 - Very high gain	19.5%	19.7%
	MEAN=	4.55 4.59
67. Your gender is:		
1 - Male	35.3%	33.2%
2 - Female	64.7%	66.8%

ALL
GRAD SENIORS LAS SENIORS

68. Your primary ethnic group is:			
1 - White/Anglo/Caucasian		84.4%	81.8%
2 - African American		2.1%	2.2%
3 - Hispanic/Chicano(a)/Latino(a)		6.5%	8.4%
4 - Asian		5.6%	5.3%
5 - Native American/American Indian/Aleut		1.5%	2.2%
69. Your year of birth is:	MEAN=	1973	1973
70. The highest education level completed by your mother was:			
1 - Grade school		2.0%	1.3%
2 - Junior high		0.6%	0.4%
3 - Some high school		3.2%	2.6%
4 - High school graduate		29.6%	30.6%
5 - Vocational/technical/business (beyond high school)		6.1%	7.0%
6 - Some college		23.5%	24.0%
7 - Completed college (4 year degree)		23.2%	22.7%
8 - Graduate or Professional school		11.9%	11.4%
71. The highest education level completed by your father was:			
1 - Grade school		2.6%	1.8%
2 - Junior high		1.8%	1.8%
3 - Some high school		3.8%	4.8%
4 - High school graduate		17.3%	16.7%
5 - Vocational/technical/business (beyond high school)		8.8%	8.4%
6 - Some college		22.3%	23.3%
7 - Completed college (4 year degree)		21.7%	22.0%
8 - Graduate or Professional school		21.7%	21.1%
72. Your current marital status is:			
1 - Single, never married		60.8%	59.2%
2 - Married		29.4%	28.9%
3 - Separated		0.9%	1.3%
4 - Divorced		7.3%	7.9%
5 - Widowed		0.3%	0.4%
6 - Other		1.5%	2.2%



**2001 Graduating Seniors Survey Report
For Summer 2000 through Spring 2001**
Comparison of University Totals to the College of Letters, Arts and Sciences
Psychology

SECTION A: EDUCATION AT CU-COLORADO SPRINGS	<u>All Grad Seniors</u>	<u>Psychology</u>
	N= 350	N=56
1. When did you start work toward a degree program at CU-Colorado Springs?		
2000	2.1%	1.9%
1999	15.1%	24.1%
1998	26.1%	22.2%
1997	29.1%	25.9%
1996 and before	27.6%	25.9%
2. What was your initial student level?		
1 - Freshman	35.8%	28.6%
2 - Transfer (Please go to Q. 2a)	61.6%	69.6%
3 - Unclassified	2.6%	1.8%
2a. If you were a transfer student, from which institution did you transfer? N=		
Other	45.0%	51.2%
PPCC (Pikes Peak Community College)	30.1%	25.6%
CU-Boulder (University of Colorado at Boulder)	6.6%	4.7%
USC (University of Southern Colorado)	3.5%	4.7%
Adams State	1.7%	4.7%
DU (University of Denver)	0.4%	2.3%
UNC (University of Northern Colorado)	3.1%	2.3%
CSU (Colorado State University)	3.5%	2.3%
Ft. Lewis	1.3%	2.3%
3. What was your initial student tuition classification?		
1 - Resident	87.6%	83.9%
2 - Non-resident	12.4%	16.1%
4. During your studies at CU-Colorado Springs, what was your course load during most semesters?		
1 - Full-time	89.7%	89.3%
2 - Part-time	10.3%	10.7%
5. When will you graduate from CU-Colorado Springs? Please indicate semester and year.		
Summer 2000	3.17%	3.57%
Fall 2000	20.7%	25.0%
Spring 2001	76.1%	71.4%

	<u>All Grad Seniors</u>	<u>Psychology</u>
6. Which degree will you receive at the time of the above graduation?		
1 - Bachelor of Arts	63.8%	96.4%
2 - Bachelor of Science	36.2%	3.6%
7. In what major(s) will you receive your degree from CU-Colorado Springs?		
Psychology	15.2%	90.3%
Anthropology	3.0%	1.6%
Biology	6.2%	1.6%
Communication	8.7%	1.6%
Philosophy	1.4%	1.6%
Political Science	2.4%	1.6%
Special Ed. Licensure Program	0.3%	1.6%
8. In which school/college are you enrolled as an undergraduate at CU-Colorado Springs?		
1 - Letters, Arts and Sciences	66.1%	100.0%
2 - Business	7.8%	0.0%
3 - Engineering	13.8%	0.0%
4 - Nursing	12.4%	0.0%
9. Have you changed colleges (as listed in Question 8) during your studies at CU-Colorado Springs?		
1 - Yes	10.9%	10.7%
2 - No	89.1%	89.3%
10. What is your current cumulative grade point average?	M 3.28	3.26
11. What was your primary purpose in obtaining a degree? CIRCLE ONE ANSWER ONLY.		
1 - To obtain a general education.	6.7%	12.5%
2 - To satisfy my parents' desire.	1.2%	0.0%
3 - To discover what type of occupation I desire.	2.3%	1.8%
4 - To become better qualified for future employment.	38.1%	35.7%
5 - To become better qualified for my present employment.	1.5%	0.0%
6 - To qualify for advancement in my field of employment.	2.6%	1.8%
7 - To prepare for a better job than my present employment.	6.4%	1.8%
8 - To prepare for changing my occupation.	6.7%	5.4%
9 - To prepare for a graduate degree.	11.6%	23.2%
10 - Personal Fulfillment	20.3%	14.3%
11 - Other	2.6%	3.6%
12. Have you applied to an advanced degree (beyond bachelor's) or certificate program?		
1 - Yes, full-time	9.3%	19.6%
2 - Yes, part-time	2.0%	3.6%
3 - No (go to Q. 12b)	88.7%	76.8%

		<u>All Grad Seniors</u>	<u>Psychology</u>
12a. If yes, what is the program in which you will be enrolled and at what university?	N=	35	13
Program:			
MA (Master of Arts)		31.4%	58.3%
Other		22.9%	25.0%
Ph.D.		8.6%	8.3%
MCJ (Master of Criminal Justice)		2.9%	8.3%
University:			
UCCS		41.2%	45.5%
Other		29.4%	27.3%
UNC (University of Northern Colorado)		8.8%	18.2%
CC (Colorado College)		2.9%	9.1%
12b. If no, do you plan to pursue an advanced degree in the near future?			
1 - Yes		68.9%	80.0%
2 - No		31.1%	20.0%

SECTION B: EMPLOYMENT

13. What are your plans immediately following graduation?			
1 - Seek employment		42.4%	21.4%
2 - Attend graduate school		12.8%	28.6%
3 - Continue current employment		14.8%	12.5%
4 - Both attend graduate school and seek or continue employment		14.2%	16.1%
5 - Go into the Teacher Education Program		4.1%	3.6%
6 - Be a homemaker		0.6%	3.6%
7 - Take time off		4.9%	7.1%
8 - Other		6.1%	7.1%
14. On average, how many hours per week do you currently spend in paid employment?	M	22.60	22.86
15. If you are not employed, what is your current source of income?	N=	67	10
Spouse		44.8%	40.0%
Parents		23.9%	30.0%
Loans/Grants		11.9%	10.0%
Stipend		1.5%	10.0%
Other		6.0%	10.0%
22. My studies at CU-Colorado Springs enhanced my ability to get a job.			
1 - Strongly Disagree		1.2%	0.0%
2 - Disagree		5.9%	15.4%
3 - Slightly Disagree		3.7%	3.8%
4 - Slightly Agree		12.5%	17.3%
5 - Agree		49.2%	48.1%
6 - Strongly Agree		27.4%	15.4%
	MEAN=	4.85	4.44

	<u>All Grad Seniors</u>	<u>Psychology</u>
23. I am pleased with my choice of degree program.		
1 - Strongly Disagree	0.3%	0.0%
2 - Disagree	1.9%	5.8%
3 - Slightly Disagree	2.2%	1.9%
4 - Slightly Agree	8.1%	11.5%
5 - Agree	42.7%	42.3%
6 - Strongly Agree	44.9%	38.5%
	MEAN= 5.26	5.06
24. My degree program provided me detailed understanding of my anticipated career.		
1 - Strongly Disagree	2.8%	0.0%
2 - Disagree	7.8%	15.4%
3 - Slightly Disagree	7.8%	1.9%
4 - Slightly Agree	26.0%	34.6%
5 - Agree	39.5%	34.6%
6 - Strongly Agree	16.0%	13.5%
	MEAN= 4.39	4.29
25. The technical skills I learned at CU-Colorado Springs were complete and up-to-date.		
1 - Strongly Disagree	0.6%	0.0%
2 - Disagree	2.8%	8.0%
3 - Slightly Disagree	6.0%	0.0%
4 - Slightly Agree	20.8%	46.0%
5 - Agree	52.2%	34.0%
6 - Strongly Agree	17.6%	12.0%
	MEAN= 4.74	4.42
26. I would recommend my degree program to another student.		
1 - Strongly Disagree	1.9%	3.8%
2 - Disagree	1.9%	3.8%
3 - Slightly Disagree	5.3%	7.7%
4 - Slightly Agree	13.8%	23.1%
5 - Agree	47.2%	38.5%
6 - Strongly Agree	30.0%	23.1%
	MEAN= 4.93	4.58

SECTION C: RATING MY EDUCATION AT CU-COLORADO SPRINGS

27. In retrospect, do you wish you had chosen a different program of study?		
1 - Yes	15.2%	21.8%
2 - No (Go to Q. 28)	84.8%	78.2%

		<u>All Grad Seniors</u>	<u>Psychology</u>
27a. If yes, what degree program do you wish you had chosen?	N=	50	12
Electrical Engineering		6.0%	16.7%
General Business		20.0%	16.7%
Biology		4.0%	8.3%
Distributed Studies - Justice/Public Administration		4.0%	8.3%
Political Science		2.0%	8.3%
Psychology		2.0%	8.3%
Computer Science		4.0%	8.3%
Not sure		4.0%	8.3%
Not offered		6.0%	8.3%
Other		12.0%	8.3%
28. How many courses (not hours) did you complete your last two full semesters (not including summer term) at CU-Colorado Springs?			
0-6		20.1%	10.7%
7 or more		79.9%	89.3%
	MEAN=	9.3	9.4
29. How many of these courses required you to complete:			
a - in class writing assignments (other than English classes).		2.4	2.5
b - out of class writing assignment(s) (other than English classes) of at least 10 pages length.		3.0	2.9
c - oral presentation(s) (other than communication classes).		2.4	2.1
d - group project(s)/activities.		3.2	2.6
e - problems requiring quantitative (mathematical) skills (other than math classes).		2.6	1.3
f - computer applications (either mainframe or personal cocmputer in classes other than computer sci or information systems).		2.7	2.4
g - activities requiring knowledge of other cultures (other than foreign language classes).		1.8	1.5
h - scientific methodology.		2.7	2.2
30. I learned a variety of new intellectual concepts during my university education.			
1 - Strongly Disagree		0.3%	0.0%
2 - Disagree		2.0%	1.8%
3 - Slightly Disagree		1.4%	3.6%
4 - Slightly Agree		11.0%	10.7%
5 - Agree		49.9%	55.4%
6 - Strongly Agree		35.4%	28.6%
	MEAN=	5.14	5.05
31. I learned the theoretical foundations of the academic disciplines I studied during my university education.			
1 - Strongly Disagree		0.0%	0.0%
2 - Disagree		1.7%	3.6%
3 - Slightly Disagree		2.3%	0.0%
4 - Slightly Agree		13.9%	16.1%
5 - Agree		53.9%	55.4%
6 - Strongly Agree		28.1%	25.0%
	MEAN=	5.04	4.98
32. If you attended another college or university prior to attending CU-Colorado Springs, go to question 33a. If you did not attend another college or university, go to question 33c.			

		<u>All Grad Seniors</u>	<u>Psychology</u>
33a. What type of college did you attend prior to enrolling at CU-Colorado Springs?	N=	257	41
2-year college		45.1%	50.0%
4-year college		22.6%	18.0%
university		32.3%	32.0%
33b. How many hours of college credit did you transfer to CU-Colorado Springs?	M	51.3	46.1
33c. How would you rate the overall quality of YOUR education at CU-Colorado Springs, in the following areas?			
ORAL COMMUNICATION (e.g., public speaking, small groups, one-on-one)			
1 Very Poor		0.3%	0.0%
2 Poor		4.4%	7.1%
3 Fair		21.2%	35.7%
4 Good		58.7%	50.0%
5 Excellent		15.4%	7.1%
	MEAN=	3.85	3.57
QUANTITATIVE SKILLS (e.g., math, statistics)			
1 Very Poor		0.0%	0.0%
2 Poor		3.2%	1.8%
3 Fair		27.9%	33.9%
4 Good		49.3%	46.4%
5 Excellent		19.6%	17.9%
	MEAN=	3.85	3.80
SCIENTIFIC REASONING (e.g., scientific reasoning and methods)			
1 Very Poor		0.3%	0.0%
2 Poor		2.1%	3.6%
3 Fair		21.7%	16.1%
4 Good		56.1%	55.4%
5 Excellent		19.9%	25.0%
	MEAN=	3.93	4.02
QUALITATIVE SKILLS (e.g., personal analysis, perception, intuition)			
1 Very Poor		0.3%	0.0%
2 Poor		0.9%	0.0%
3 Fair		17.7%	28.6%
4 Good		53.5%	48.2%
5 Excellent		27.6%	23.2%
	MEAN=	4.07	3.95
ANALYTICAL REASONING (e.g., logic)			
1 Very Poor		0.6%	0.0%
2 Poor		2.6%	5.4%
3 Fair		18.1%	23.2%
4 Good		52.6%	50.0%
5 Excellent		26.0%	21.4%
	MEAN=	4.01	3.88

	<u>All Grad Seniors</u>	<u>Psychology</u>
GRAPHIC COMMUNICATION (e.g., using charts, graphs)		
1 Very Poor	2.0%	1.8%
2 Poor	9.6%	12.5%
3 Fair	31.8%	42.9%
4 Good	40.5%	32.1%
5 Excellent	16.0%	10.7%
	MEAN=	3.59
READING SKILLS		
1 Very Poor	0.0%	0.0%
2 Poor	2.9%	3.6%
3 Fair	16.0%	26.8%
4 Good	48.3%	44.6%
5 Excellent	32.8%	25.0%
	MEAN=	4.11
WRITING SKILLS		
1 Very Poor	0.0%	0.0%
2 Poor	2.0%	3.6%
3 Fair	13.7%	17.9%
4 Good	49.4%	57.1%
5 Excellent	34.9%	21.4%
	MEAN=	4.17
PROBLEM SOLVING SKILLS (e.g., critical thinking)		
1 Very Poor	0.6%	0.0%
2 Poor	1.2%	1.8%
3 Fair	9.1%	10.9%
4 Good	54.5%	63.6%
5 Excellent	34.6%	23.6%
	MEAN=	4.21
WORKING WITH OTHERS (e.g., teams, groups, etc.)		
1 Very Poor	0.9%	1.8%
2 Poor	3.2%	3.6%
3 Fair	14.5%	16.1%
4 Good	42.4%	51.8%
5 Excellent	39.0%	26.8%
	MEAN=	4.15
INFORMATION GATHERING SKILLS (e.g. library, internet, etc.)		
1 Very Poor	0.6%	0.0%
2 Poor	5.8%	5.4%
3 Fair	18.4%	17.9%
4 Good	42.6%	44.6%
5 Excellent	32.7%	32.1%
	MEAN=	4.01

	<u>All Grad Seniors</u>	<u>Psychology</u>
MOTIVATION		
1 Very Poor	1.7%	1.8%
2 Poor	3.5%	1.8%
3 Fair	19.7%	21.4%
4 Good	56.8%	57.1%
5 Excellent	18.3%	17.9%
	MEAN=	3.86
SELF-DISCIPLINE		
1 Very Poor	0.6%	0.0%
2 Poor	4.1%	3.6%
3 Fair	18.0%	19.6%
4 Good	49.9%	50.0%
5 Excellent	27.5%	26.8%
	MEAN=	4.00
MULTI-CULTURAL AWARENESS (e.g., sensitivity to others unlike you)		
1 Very Poor	2.0%	3.6%
2 Poor	4.7%	3.6%
3 Fair	25.9%	39.3%
4 Good	38.4%	32.1%
5 Excellent	29.1%	21.4%
	MEAN=	3.88
UNDERSTANDING & SYNTHESIZING HISTORICAL EVENTS (e.g., understanding of today's world in light of the past)		
1 Very Poor	1.7%	0.0%
2 Poor	7.3%	8.9%
3 Fair	29.7%	42.9%
4 Good	42.4%	35.7%
5 Excellent	18.9%	12.5%
	MEAN=	3.69
PRIMARY COLLEGE OF ACADEMIC WORK		
1 Very Poor	0.0%	0.0%
2 Poor	1.5%	1.8%
3 Fair	10.3%	16.4%
4 Good	60.6%	61.8%
5 Excellent	27.6%	20.0%
	MEAN=	4.14
OVERALL INSTRUCTION		
1 Very Poor	0.3%	1.8%
2 Poor	0.9%	0.0%
3 Fair	13.4%	21.8%
4 Good	60.8%	54.5%
5 Excellent	24.7%	21.8%
	MEAN=	4.09

	<u>All Grad Seniors</u>	<u>Psychology</u>
35. CU-Colorado Springs prepared me well for my field of specialization.		
1 - Strongly Disagree	0.9%	0.0%
2 - Disagree	4.3%	7.1%
3 - Slightly Disagree	4.6%	3.6%
4 - Slightly Agree	25.5%	42.9%
5 - Agree	52.5%	41.1%
6 - Strongly Agree	12.2%	5.4%
	MEAN= 4.61	4.34
36. Overall, I am satisfied with the education I received at CU-Colorado Springs.		
1 - Strongly Disagree	1.2%	1.8%
2 - Disagree	1.4%	1.8%
3 - Slightly Disagree	3.8%	3.6%
4 - Slightly Agree	13.9%	14.3%
5 - Agree	56.4%	58.9%
6 - Strongly Agree	23.4%	19.6%
	MEAN= 4.93	4.86
37. I would send my child(ren) to CU-Colorado Springs.		
1 - Strongly Disagree	3.2%	5.4%
2 - Disagree	3.2%	5.4%
3 - Slightly Disagree	8.8%	7.1%
4 - Slightly Agree	18.4%	12.5%
5 - Agree	41.8%	46.4%
6 - Strongly Agree	24.6%	23.2%
	MEAN= 4.66	4.59
38. I would never recommend CU-Colorado Springs to a prospective student.		
1 - Strongly Disagree	44.2%	50.0%
2 - Disagree	38.2%	32.1%
3 - Slightly Disagree	8.4%	8.9%
4 - Slightly Agree	4.3%	5.4%
5 - Agree	1.7%	3.6%
6 - Strongly Agree	3.2%	0.0%
	MEAN= 1.91	1.80
39. I sought formal advisement on a regular basis (at least once a semester).		
1 - Strongly Disagree	13.3%	14.3%
2 - Disagree	24.0%	19.6%
3 - Slightly Disagree	10.1%	10.7%
4 - Slightly Agree	17.6%	23.2%
5 - Agree	22.5%	28.6%
6 - Strongly Agree	12.4%	3.6%
	MEAN= 3.49	3.43
40. During the years you were completing your degree at CU-Colorado Springs, how often were courses you needed for your general education requirements unavailable in the semester you needed them?		
1 - Never	22.3%	19.6%
2 - Rarely	37.0%	42.9%
3 - Sometimes	31.5%	32.1%
4 - Often	8.4%	5.4%
5 - Always	0.9%	0.0%
41. How often were courses needed for your major unavailable in the semester you needed them?		

	<u>All Grad Seniors</u>	<u>Psychology</u>
1 - Never	24.9%	25.0%
2 - Rarely	33.6%	44.6%
3 - Sometimes	29.9%	26.8%
4 - Often	10.1%	3.6%
5 - Always	1.4%	0.0%
42. How would you evaluate the advising you received in your major program of study?		
1 Very Poor	4.7%	9.1%
2 Poor	11.1%	10.9%
3 Fair	23.2%	27.3%
4 Good	36.7%	32.7%
5 Excellent	24.0%	20.0%
6 Never had or sought advising	0.3%	0.0%
43. How would you evaluate the advising you received from the Student Success Center?		
1 Very Poor	4.5%	7.1%
2 Poor	11.0%	5.4%
3 Fair	25.0%	23.2%
4 Good	33.3%	32.1%
5 Excellent	25.9%	32.1%
6 Never used	0.3%	0.0%
44. Did you work directly with any faculty member on research or creative projects during your time at CU-Colorado Springs, either in or outside of class?		
1 - Yes	43.4%	47.3%
2 - No	56.6%	52.7%
45. Approximately how many faculty members took an interest in your educational and career goals (other than for advising purposes) during your years at CU-Colorado Springs?		
1 - None	23.3%	26.8%
2 - One	22.4%	23.2%
3 - Two or Three	38.5%	42.9%
4 - Four or More	15.7%	7.1%
46. How often, either formally or informally, did you meet with faculty members outside of regular classroom hours?		
1 - Never	7.9%	12.5%
2 - Rarely	34.5%	28.6%
3 - Sometimes	38.3%	39.3%
4 - Often	19.3%	19.6%

	<u>All Grad Seniors</u>	<u>Psychology</u>
48. In your opinion, what were the advantages of going to CU-Colorado Springs?		
Location	23.1%	23.1%
Cost	7.7%	8.3%
Faculty	8.6%	8.3%
Small class size	10.3%	8.3%
Small school/atmosphere	6.8%	8.3%
Personable/small student: teacher ratio	6.0%	7.4%
Quality education	4.2%	6.5%
Friendly atmosphere	3.6%	5.6%
Availability of faculty	1.9%	4.6%
Curriculum	1.0%	1.9%
Diverse course offerings	1.3%	1.9%
Good equipment, facilities, resources	2.4%	1.9%
High academic standards	1.3%	1.9%
Well-rounded education	0.6%	1.9%
Other	1.6%	1.9%
Beautiful campus	0.9%	0.9%
Class hours/schedule	2.7%	0.9%
Classes taught by PhD's, not TA's	0.3%	0.9%
Diversity among students	0.9%	0.9%
Good career placement, guidance	0.1%	0.9%
Good customer, student services	1.2%	0.9%
Good reputation	1.9%	0.9%
Older, mature student body	0.7%	0.9%
Orientation to non-traditional students	1.9%	0.9%
49. In your opinion, what were the disadvantages of going to CU-Colorado Springs?		
Parking	23.7%	23.6%
Other	8.2%	8.3%
Class hours/schedule	4.9%	5.6%
Faculty	3.7%	5.6%
Classes too big	1.2%	4.2%
Curriculum	3.1%	4.2%
Little campus life/social life	5.9%	4.2%
School is too small	1.8%	4.2%
High fees, costs	4.7%	2.8%
Inadequate library resources	1.6%	2.8%
Lack of diversity on campus	0.8%	2.8%
Lacking college atmosphere	1.6%	2.8%
Location	1.2%	2.8%
Need wider selection of courses	6.1%	2.8%
Poor student/customer services	2.5%	2.8%
School lacks a big name, not well-known	2.2%	2.8%
Too many unnecessary requirements	2.2%	2.8%
Department/Program disorganized	1.8%	1.4%
Growing too fast, overcrowded	0.8%	1.4%
Lack of diversity among instructors	0.8%	1.4%
Lack of diversity among students	0.2%	1.4%
Lack of internships, practical/work experience	0.8%	1.4%
Need more graduate programs	0.4%	1.4%

	<u>All Grad Seniors</u>	<u>Psychology</u>
Need more majors	2.9%	1.4%
No involvement w/community	0.6%	1.4%
Not enough night classes	0.6%	1.4%
Poor academic advising	1.6%	1.4%
Unfriendly, uncaring atmosphere	0.8%	1.4%

Section D: Personal Development (These questions are intended to report your areas of gains/losses, not your level of satisfaction.)

On items 50 through 66, please evaluate the degree of personal development or gain which resulted from your attendance at CU-Colorado Springs.

50. Problem-solving ability

0 - A loss	0.0%	0.0%
1 - No gain	3.2%	5.5%
2 - Very slight gain	6.7%	10.9%
3 - Slight gain	13.7%	9.1%
4 - Moderate gain	39.2%	34.5%
5 - High gain	32.8%	40.0%
6 - Very high gain	4.4%	0.0%
	MEAN=	
	4.05	3.93

51. Skill in written expression

0 - A loss	0.9%	0.0%
1 - No gain	3.8%	5.4%
2 - Very slight gain	3.5%	3.6%
3 - Slight gain	13.6%	16.1%
4 - Moderate gain	29.9%	21.4%
5 - High gain	34.2%	39.3%
6 - Very high gain	14.2%	14.3%
	MEAN=	
	4.27	4.29

52. Skill in oral expression


0 - A loss	0.9%	0.0%
1 - No gain	4.4%	5.4%
2 - Very slight gain	7.3%	3.6%
3 - Slight gain	17.7%	19.6%
4 - Moderate gain	32.3%	37.5%
5 - High gain	25.3%	28.6%
6 - Very high gain	12.2%	5.4%
	MEAN=	
	4.01	3.96

	<u>All Grad Seniors</u>	<u>Psychology</u>
53. Self-understanding		
0 - A loss	1.2%	1.8%
1 - No gain	5.8%	5.4%
2 - Very slight gain	4.6%	5.4%
3 - Slight gain	14.5%	5.4%
4 - Moderate gain	25.8%	25.0%
5 - High gain	35.4%	46.4%
6 - Very high gain	12.8%	10.7%
	MEAN=	4.15
54. Ability to manage emotions appropriately		
0 - A loss	0.3%	1.8%
1 - No gain	22.8%	14.3%
2 - Very slight gain	8.8%	8.9%
3 - Slight gain	14.9%	8.9%
4 - Moderate gain	24.9%	28.6%
5 - High gain	21.6%	28.6%
6 - Very high gain	6.7%	8.9%
	MEAN=	3.33
55. Ability to make close friends		
0 - A loss	1.5%	1.8%
1 - No gain	26.5%	23.2%
2 - Very slight gain	10.5%	12.5%
3 - Slight gain	17.4%	12.5%
4 - Moderate gain	19.2%	26.8%
5 - High gain	17.4%	14.3%
6 - Very high gain	7.6%	8.9%
	MEAN=	3.09
56. Appreciation for persons of other races and ethnic backgrounds		
0 - A loss	1.7%	3.6%
1 - No gain	19.2%	21.4%
2 - Very slight gain	10.5%	7.1%
3 - Slight gain	19.2%	14.3%
4 - Moderate gain	20.9%	23.2%
5 - High gain	20.1%	23.2%
6 - Very high gain	8.4%	7.1%
	MEAN=	3.32
57. Ability to relate to people		
0 - A loss	0.3%	0.0%
1 - No gain	11.3%	7.1%
2 - Very slight gain	11.3%	7.1%
3 - Slight gain	19.1%	21.4%
4 - Moderate gain	23.2%	23.2%
5 - High gain	27.0%	30.4%
6 - Very high gain	7.8%	10.7%
	MEAN=	3.66

	<u>All Grad Seniors</u>	<u>Psychology</u>
58. Knowledge of social/domestic issues		
0 - A loss	0.6%	0.0%
1 - No gain	9.0%	5.4%
2 - Very slight gain	10.4%	10.7%
3 - Slight gain	18.0%	16.1%
4 - Moderate gain	26.7%	26.8%
5 - High gain	24.1%	25.0%
6 - Very high gain	11.3%	16.1%
	MEAN=	3.79
59. Knowledge of international relations		
0 - A loss	1.2%	0.0%
1 - No gain	17.2%	21.4%
2 - Very slight gain	15.1%	17.9%
3 - Slight gain	21.8%	14.3%
4 - Moderate gain	26.2%	28.6%
5 - High gain	11.6%	12.5%
6 - Very high gain	7.0%	5.4%
	MEAN=	3.17
60. Ability to make ethical decisions		
0 - A loss	0.6%	0.0%
1 - No gain	19.8%	21.4%
2 - Very slight gain	7.6%	3.6%
3 - Slight gain	19.5%	17.9%
4 - Moderate gain	23.0%	25.0%
5 - High gain	23.0%	25.0%
6 - Very high gain	6.7%	7.1%
	MEAN=	3.40
61. Appreciation for the arts		
0 - A loss	0.9%	1.8%
1 - No gain	17.5%	10.9%
2 - Very slight gain	11.4%	9.1%
3 - Slight gain	23.0%	25.5%
4 - Moderate gain	19.0%	16.4%
5 - High gain	17.8%	27.3%
6 - Very high gain	10.5%	9.1%
	MEAN=	3.37
62. Appreciation for literature		
0 - A loss	1.2%	0.0%
1 - No gain	19.2%	14.3%
2 - Very slight gain	12.8%	14.3%
3 - Slight gain	22.7%	25.0%
4 - Moderate gain	18.0%	19.6%
5 - High gain	16.9%	19.6%
6 - Very high gain	9.3%	7.1%
	MEAN=	3.25

	<u>All Grad Seniors</u>	<u>Psychology</u>
63. Appreciation of the humanities		
0 - A loss	3.5%	3.6%
1 - No gain	18.6%	12.5%
2 - Very slight gain	13.1%	8.9%
3 - Slight gain	16.0%	12.5%
4 - Moderate gain	23.0%	33.9%
5 - High gain	18.3%	21.4%
6 - Very high gain	7.6%	7.1%
	MEAN=	3.22
64. Skills in gathering information		
0 - A loss	0.0%	0.0%
1 - No gain	4.4%	7.1%
2 - Very slight gain	8.4%	1.8%
3 - Slight gain	12.5%	7.1%
4 - Moderate gain	28.5%	30.4%
5 - High gain	30.8%	39.3%
6 - Very high gain	15.4%	14.3%
	MEAN=	4.19
65. Technical knowledge		
0 - A loss	0.0%	0.0%
1 - No gain	7.3%	12.5%
2 - Very slight gain	10.8%	14.3%
3 - Slight gain	13.7%	14.3%
4 - Moderate gain	27.9%	35.7%
5 - High gain	28.2%	17.9%
6 - Very high gain	12.2%	5.4%
	MEAN=	3.96
66. Scholarly knowledge		
0 - A loss	0.0%	0.0%
1 - No gain	2.6%	5.4%
2 - Very slight gain	2.6%	0.0%
3 - Slight gain	10.2%	5.4%
4 - Moderate gain	26.2%	28.6%
5 - High gain	39.0%	41.1%
6 - Very high gain	19.5%	19.6%
	MEAN=	4.55
67. Your gender is:		
1 - Male	35.3%	23.2%
2 - Female	64.7%	76.8%
68. Your primary ethnic group is:		
1 - White/Anglo/Caucasian	84.4%	77.8%
2 - African American	2.1%	3.7%
3 - Hispanic/Chicano(a)/Latino(a)	6.5%	7.4%
4 - Asian	5.6%	7.4%
5 - Native American/American Indian/Aleut	1.5%	3.7%
69. Your year of birth is:	MEAN=	1973
		1974

	<u>All Grad Seniors</u>	<u>Psychology</u>
70. The highest education level completed by your mother was:		
1 - Grade school	2.0%	0.0%
2 - Junior high	0.6%	0.0%
3 - Some high school	3.2%	1.8%
4 - High school graduate	29.6%	30.4%
5 - Vocational/technical/business (beyond high school)	6.1%	14.3%
6 - Some college	23.5%	19.6%
7 - Completed college (4 year degree)	23.2%	26.8%
8 - Graduate or Professional school	11.9%	7.1%
71. The highest education level completed by your father was:		
1 - Grade school	2.6%	0.0%
2 - Junior high	1.8%	3.6%
3 - Some high school	3.8%	9.1%
4 - High school graduate	17.3%	18.2%
5 - Vocational/technical/business (beyond high school)	8.8%	3.6%
6 - Some college	22.3%	16.4%
7 - Completed college (4 year degree)	21.7%	20.0%
8 - Graduate or Professional school	21.7%	29.1%
72. Your current marital status is:		
1 - Single, never married	60.8%	61.8%
2 - Married	29.4%	25.5%
3 - Separated	0.9%	1.8%
4 - Divorced	7.3%	3.6%
5 - Widowed	0.3%	1.8%
6 - Other	1.5%	5.5%



**2001 Graduating Seniors Survey Report
For Summer 2000 through Spring 2001**
Comparison of University Totals to the College of Business

	ALL GRAD SENIORS	BUS SENIORS
	N= 350	N=27
SECTION A: EDUCATION AT CU-COLORADO SPRINGS		
1. When did you start work toward a degree program at CU-Colorado Springs?		
2000	2.1%	0.0%
1999	15.1%	25.9%
1998	26.1%	22.2%
1997	29.1%	29.6%
1996 and before	27.6%	22.2%
2. What was your initial student level?		
1 - Freshman	35.8%	55.6%
2 - Transfer (Please go to Q. 2a)	61.6%	37.0%
3 - Unclassified	2.6%	7.4%
2a. If you were a transfer student, from which institution did you transfer?	N=	
Other	213	10
PPCC (Pikes Peak Community College)	45.0%	54.5%
CU-Boulder (University of Colorado at Boulder)	30.1%	36.4%
	6.6%	9.1%
3. What was your initial student tuition classification?		
1 - Resident	87.6%	100.0%
2 - Non-resident	12.4%	0.0%
4. During your studies at CU-Colorado Springs, what was your course load during most semesters?		
1 - Full-time (12 or more hours a semester)	89.7%	81.5%
2 - Part-time	10.3%	18.5%
5. When will you graduate from CU-Colorado Springs? Please indicate semester and year.		
Summer	3.17%	0.00%
Fall	20.7%	7.4%
Spring	76.1%	92.6%
6. Which degree will you receive at the time of the above graduation?		
1 - Bachelor of Arts	63.8%	0.0%
2 - Bachelor of Science	36.2%	100.0%

**ALL
GRAD SENIORS BUS SENIORS**

7. In what major(s) will you receive your degree from CU-Colorado Springs?			
Finance		2.2%	26.7%
Organizational Management		1.9%	20.0%
Marketing		1.4%	16.7%
Information Systems		1.1%	13.3%
General Business		0.8%	10.0%
Accounting		0.5%	6.7%
Marketing/Information Systems		0.3%	3.3%
Personnel/Human Resources Management		0.3%	3.3%
8. In which school/college are you enrolled as an undergraduate at CU-Colorado Springs?			
1 - Letters, Arts and Sciences		66.1%	0.0%
2 - Business		7.8%	100.0%
3 - Engineering		13.8%	0.0%
4 - Nursing		12.4%	0.0%
9. Have you changed colleges (as listed in Question 8) during your studies at CU-Colorado Springs?			
1 - Yes		10.9%	25.9%
2 - No		89.1%	74.1%
10. What is your current cumulative grade point average?	MEAN=	3.28	3.24
11. What was your primary purpose in obtaining a degree? CIRCLE ONE ANSWER ONLY.			
1 - To obtain a general education.		6.7%	0.0%
2 - To satisfy my parents' desire.		1.2%	0.0%
3 - To discover what type of occupation I desire.		2.3%	3.8%
4 - To become better qualified for future employment.		38.1%	38.5%
5 - To become better qualified for my present employment.		1.5%	7.7%
6 - To qualify for advancement in my field of employment.		2.6%	0.0%
7 - To prepare for a better job than my present employment.		6.4%	26.9%
8 - To prepare for changing my occupation.		6.7%	3.8%
9 - To prepare for a graduate degree.		11.6%	3.8%
10 - Personal Fulfillment		20.3%	15.4%
11 - Other		2.6%	0.0%
12. Have you applied to an advanced degree (beyond bachelor's) or certificate program?			
1 - Yes, full-time		9.3%	3.8%
2 - Yes, part-time		2.0%	0.0%
3 - No (go to Q. 12b)		88.7%	96.2%
12a. If yes, what is the program in which you will be enrolled and at what university?	N=	35	1
Program:			
MBA (Master of Business Administration)		5.7%	100.0%
University:			
UCCS		41.2%	100.0%
12b. If no, do you plan to pursue an advanced degree in the near future?			
1 - Yes		68.9%	73.9%
2 - No		31.1%	26.1%

SECTION B: EMPLOYMENT

13. What are your plans immediately following graduation?			
1 - Seek employment		42.4%	57.7%
2 - Attend graduate school		12.8%	0.0%
3 - Continue current employment		14.8%	30.8%
4 - Both attend graduate school and seek or continue employment		14.2%	7.7%
5 - Go into the Teacher Education Program		4.1%	0.0%
6 - Be a homemaker		0.6%	0.0%
7 - Take time off		4.9%	0.0%
8 - Other		6.1%	3.8%
14. On average, how many hours per week do you currently spend in paid employment?	MEAN=	22.60	32.36
15. If you are not employed, what is your current source of income?	N=	67	2
Savings		9.0%	100.0%
22. My studies at CU-Colorado Springs enhanced my ability to get a job.			
1 - Strongly Disagree		1.2%	0.0%
2 - Disagree		5.9%	3.8%
3 - Slightly Disagree		3.7%	0.0%
4 - Slightly Agree		12.5%	0.0%
5 - Agree		49.2%	57.7%
6 - Strongly Agree		27.4%	38.5%
	MEAN=	4.85	5.27
23. I am pleased with my choice of degree program.			
1 - Strongly Disagree		0.3%	0.0%
2 - Disagree		1.9%	0.0%
3 - Slightly Disagree		2.2%	0.0%
4 - Slightly Agree		8.1%	3.8%
5 - Agree		42.7%	53.8%
6 - Strongly Agree		44.9%	42.3%
	MEAN=	5.26	5.38
24. My degree program provided me detailed understanding of my anticipated career.			
1 - Strongly Disagree		2.8%	0.0%
2 - Disagree		7.8%	0.0%
3 - Slightly Disagree		7.8%	11.5%
4 - Slightly Agree		26.0%	23.1%
5 - Agree		39.5%	50.0%
6 - Strongly Agree		16.0%	15.4%
	MEAN=	4.39	4.69
25. The technical skills I learned at CU-Colorado Springs were complete and up-to-date.			
1 - Strongly Disagree		0.6%	0.0%
2 - Disagree		2.8%	0.0%
3 - Slightly Disagree		6.0%	0.0%
4 - Slightly Agree		20.8%	19.2%
5 - Agree		52.2%	69.2%
6 - Strongly Agree		17.6%	11.5%
	MEAN=	4.74	4.92

**ALL
GRAD SENIORS BUS SENIORS**

26. I would recommend my degree program to another student.		
1 - Strongly Disagree	1.9%	0.0%
2 - Disagree	1.9%	0.0%
3 - Slightly Disagree	5.3%	0.0%
4 - Slightly Agree	13.8%	7.7%
5 - Agree	47.2%	65.4%
6 - Strongly Agree	30.0%	26.9%
	MEAN=	4.93 5.19

SECTION C: RATING MY EDUCATION AT CU-COLORADO SPRINGS

27. In retrospect, do you wish you had chosen a different program of study?		
1 - Yes	15.2%	7.7%
2 - No (Go to Q. 28)	84.8%	92.3%

27a. If yes, what degree program do you wish you had chosen?	N=	50	2
Finance		4.0%	50.0%
Accounting		2.0%	50.0%

28. How many courses (not hours) did you complete your last two full semesters (not including summer term) at CU-Colorado Springs?		
0-6	20.1%	19.2%
7 or more	79.9%	80.8%
	MEAN=	9.3 8.5

29. How many of these courses required you to complete:		
a - in class writing assignments (other than English classes).	2.4	2.3
b - out of class writing assignment(s) (other than English classes) of at least 10 pages length.	3.0	5.2
c - oral presentation(s) (other than communication classes).	2.4	4.4
d - group project(s)/activities.	3.2	6.6
e - problems requiring quantitative (mathematical) skills (other than math classes).	2.6	3.8
f - computer applications (either mainframe or personal cocomputer in classes other than computer science or information systems).	2.7	3.5
g - activities requiring knowledge of other cultures (other than foreign language classes).	1.8	1.0
h - scientific methodology.	2.7	0.8

30. I learned a variety of new intellectual concepts during my university education.		
1 - Strongly Disagree	0.3%	0.0%
2 - Disagree	2.0%	0.0%
3 - Slightly Disagree	1.4%	0.0%
4 - Slightly Agree	11.0%	11.5%
5 - Agree	49.9%	61.5%
6 - Strongly Agree	35.4%	26.9%
	MEAN=	5.14 5.15

**ALL
GRAD SENIORS BUS SENIORS**

31. I learned the theoretical foundations of the academic disciplines I studied during my university education.			
1 - Strongly Disagree		0.0%	0.0%
2 - Disagree		1.7%	0.0%
3 - Slightly Disagree		2.3%	0.0%
4 - Slightly Agree		13.9%	23.1%
5 - Agree		53.9%	61.5%
6 - Strongly Agree		28.1%	15.4%
	MEAN=	5.04	4.92
32. If you attended another college or university prior to attending CU-Colorado Springs, go to question 33a. If you did not attend another college or university, go to question 33c.			
33a. What type of college did you attend prior to enrolling at CU-Colorado Springs?	N=	257	16
2-year college		45.1%	62.5%
4-year college		22.6%	6.3%
university		32.3%	31.3%
33b. How many hours of college credit did you transfer to CU-Colorado Springs?	MEAN=	51.3	55.8
33c. How would you rate the overall quality of YOUR education at CU-Colorado Springs, in the following areas?			
ORAL COMMUNICATION (e.g., public speaking, small groups, one-on-one)			
1 Very Poor		0.3%	0.0%
2 Poor		4.4%	0.0%
3 Fair		21.2%	23.1%
4 Good		58.7%	57.7%
5 Excellent		15.4%	19.2%
	MEAN=	3.85	3.96
QUANTITATIVE SKILLS (e.g., math, statistics)			
1 Very Poor		0.0%	0.0%
2 Poor		3.2%	0.0%
3 Fair		27.9%	26.9%
4 Good		49.3%	57.7%
5 Excellent		19.6%	15.4%
	MEAN=	3.85	3.88
SCIENTIFIC REASONING (e.g., scientific reasoning and methods)			
1 Very Poor		0.3%	0.0%
2 Poor		2.1%	4.3%
3 Fair		21.7%	56.5%
4 Good		56.1%	34.8%
5 Excellent		19.9%	4.3%
	MEAN=	3.93	3.39
QUALITATIVE SKILLS (e.g., personal analysis, perception, intuition)			
1 Very Poor		0.3%	0.0%
2 Poor		0.9%	3.8%
3 Fair		17.7%	3.8%
4 Good		53.5%	73.1%
5 Excellent		27.6%	19.2%
	MEAN=	4.07	4.08

	ALL	
	GRAD SENIORS	BUS SENIORS
ANALYTICAL REASONING (e.g., logic)		
1 Very Poor	0.6%	0.0%
2 Poor	2.6%	0.0%
3 Fair	18.1%	12.0%
4 Good	52.6%	56.0%
5 Excellent	26.0%	32.0%
	MEAN=	4.20
GRAPHIC COMMUNICATION (e.g., using charts, graphs)		
1 Very Poor	2.0%	0.0%
2 Poor	9.6%	3.8%
3 Fair	31.8%	23.1%
4 Good	40.5%	46.2%
5 Excellent	16.0%	26.9%
	MEAN=	3.96
READING SKILLS		
1 Very Poor	0.0%	0.0%
2 Poor	2.9%	0.0%
3 Fair	16.0%	19.2%
4 Good	48.3%	50.0%
5 Excellent	32.8%	30.8%
	MEAN=	4.12
WRITING SKILLS		
1 Very Poor	0.0%	0.0%
2 Poor	2.0%	0.0%
3 Fair	13.7%	3.8%
4 Good	49.4%	61.5%
5 Excellent	34.9%	34.6%
	MEAN=	4.31
PROBLEM SOLVING SKILLS (e.g., critical thinking)		
1 Very Poor	0.6%	0.0%
2 Poor	1.2%	0.0%
3 Fair	9.1%	11.5%
4 Good	54.5%	57.7%
5 Excellent	34.6%	30.8%
	MEAN=	4.19
WORKING WITH OTHERS (e.g., teams, groups, etc.)		
1 Very Poor	0.9%	0.0%
2 Poor	3.2%	0.0%
3 Fair	14.5%	3.8%
4 Good	42.4%	30.8%
5 Excellent	39.0%	65.4%
	MEAN=	4.62
INFORMATION GATHERING SKILLS (e.g. library, internet, etc.)		
1 Very Poor	0.6%	0.0%
2 Poor	5.8%	3.8%
3 Fair	18.4%	23.1%
4 Good	42.6%	34.6%
5 Excellent	32.7%	38.5%
	MEAN=	4.08

**ALL
GRAD SENIORS BUS SENIORS**

MOTIVATION

1 Very Poor	1.7%	0.0%
2 Poor	3.5%	0.0%
3 Fair	19.7%	30.8%
4 Good	56.8%	57.7%
5 Excellent	18.3%	11.5%
MEAN=	3.86	3.81

SELF-DISCIPLINE

1 Very Poor	0.6%	0.0%
2 Poor	4.1%	0.0%
3 Fair	18.0%	11.5%
4 Good	49.9%	61.5%
5 Excellent	27.5%	26.9%
MEAN=	4.00	4.15

MULTI-CULTURAL AWARENESS (e.g., sensitivity to others unlike you)

1 Very Poor	2.0%	0.0%
2 Poor	4.7%	11.5%
3 Fair	25.9%	30.8%
4 Good	38.4%	46.2%
5 Excellent	29.1%	11.5%
MEAN=	3.88	3.58

UNDERSTANDING & SYNTHESIZING HISTORICAL EVENTS (e.g., understanding of today's world in light of the past)

1 Very Poor	1.7%	4.0%
2 Poor	7.3%	12.0%
3 Fair	29.7%	56.0%
4 Good	42.4%	24.0%
5 Excellent	18.9%	4.0%
MEAN=	3.69	3.12

PRIMARY COLLEGE OF ACADEMIC WORK

1 Very Poor	0.0%	0.0%
2 Poor	1.5%	0.0%
3 Fair	10.3%	15.4%
4 Good	60.6%	69.2%
5 Excellent	27.6%	15.4%
MEAN=	4.14	4.00

OVERALL INSTRUCTION

1 Very Poor	0.3%	0.0%
2 Poor	0.9%	0.0%
3 Fair	13.4%	7.7%
4 Good	60.8%	69.2%
5 Excellent	24.7%	23.1%
MEAN=	4.09	4.15

35. CU-Colorado Springs prepared me well for my field of specialization.

1 - Strongly Disagree	0.9%	0.0%
2 - Disagree	4.3%	0.0%
3 - Slightly Disagree	4.6%	3.8%
4 - Slightly Agree	25.5%	15.4%
5 - Agree	52.5%	65.4%
6 - Strongly Agree	12.2%	15.4%
MEAN=	4.61	4.92

ALL
GRAD SENIORS BUS SENIORS

36. Overall, I am satisfied with the education I received at CU-Colorado Springs.		
1 - Strongly Disagree	1.2%	0.0%
2 - Disagree	1.4%	0.0%
3 - Slightly Disagree	3.8%	3.8%
4 - Slightly Agree	13.9%	11.5%
5 - Agree	56.4%	50.0%
6 - Strongly Agree	23.4%	34.6%
	MEAN=	4.93 5.15
37. I would send my child(ren) to CU-Colorado Springs.		
1 - Strongly Disagree	3.2%	0.0%
2 - Disagree	3.2%	0.0%
3 - Slightly Disagree	8.8%	3.8%
4 - Slightly Agree	18.4%	15.4%
5 - Agree	41.8%	42.3%
6 - Strongly Agree	24.6%	38.5%
	MEAN=	4.66 5.15
38. I would never recommend CU-Colorado Springs to a prospective student.		
1 - Strongly Disagree	44.2%	69.2%
2 - Disagree	38.2%	19.2%
3 - Slightly Disagree	8.4%	3.8%
4 - Slightly Agree	4.3%	3.8%
5 - Agree	1.7%	0.0%
6 - Strongly Agree	3.2%	3.8%
	MEAN=	1.91 1.58
39. I sought formal advisement on a regular basis (at least once a semester).		
1 - Strongly Disagree	13.3%	15.4%
2 - Disagree	24.0%	42.3%
3 - Slightly Disagree	10.1%	7.7%
4 - Slightly Agree	17.6%	23.1%
5 - Agree	22.5%	3.8%
6 - Strongly Agree	12.4%	7.7%
	MEAN=	3.49 2.81
40. During the years you were completing your degree at CU-Colorado Springs, how often were courses you needed for your general education requirements unavailable in the semester you needed them?		
1 - Never	22.3%	30.8%
2 - Rarely	37.0%	38.5%
3 - Sometimes	31.5%	11.5%
4 - Often	8.4%	19.2%
5 - Always	0.9%	0.0%
41. How often were courses needed for your major unavailable in the semester you needed them?		
1 - Never	24.9%	33.3%
2 - Rarely	33.6%	33.3%
3 - Sometimes	29.9%	18.5%
4 - Often	10.1%	11.1%
5 - Always	1.4%	3.7%

ALL
GRAD SENIORS BUS SENIORS

42. How would you evaluate the advising you received in your major program of study?		
1 Very Poor	4.7%	3.7%
2 Poor	11.1%	14.8%
3 Fair	23.2%	33.3%
4 Good	36.7%	25.9%
5 Excellent	24.0%	22.2%
6 Never had or sought advising	0.3%	0.0%
43. How would you evaluate the advising you received from the Student Success Center?		
1 Very Poor	4.5%	11.5%
2 Poor	11.0%	19.2%
3 Fair	25.0%	34.6%
4 Good	33.3%	23.1%
5 Excellent	25.9%	11.5%
6 Never used	0.3%	0.0%
44. Did you work directly with any faculty member on research or creative projects during your time at CU-Colorado Springs, either in or outside of class?		
1 - Yes	43.4%	44.4%
2 - No	56.6%	55.6%
45. Approximately how many faculty members took an interest in your educational and career goals (other than for advising purposes) during your years at CU-Colorado Springs?		
1 - None	23.3%	37.0%
2 - One	22.4%	14.8%
3 - Two or Three	38.5%	40.7%
4 - Four or More	15.7%	7.4%
46. How often, either formally or informally, did you meet with faculty members outside of regular classroom hours?		
1 - Never	7.9%	15.4%
2 - Rarely	34.5%	50.0%
3 - Sometimes	38.3%	26.9%
4 - Often	19.3%	7.7%
48. In your opinion, what were the advantages of going to CU-Colorado Springs?		
Location	23.1%	21.6%
Small class size	10.3%	13.7%
Faculty	8.6%	9.8%
Class hours/schedule	2.7%	7.8%
Quality education	4.2%	7.8%
Cost	7.7%	5.9%
Other	1.6%	5.9%
Accredited	0.7%	3.9%
Availability of faculty	1.9%	3.9%
Dorms	0.7%	3.9%
Night classes	0.9%	3.9%
Good departmental programs	2.5%	2.0%
Good equipment, facilities, resources	2.4%	2.0%
Had major I wanted	1.8%	2.0%

	ALL	
	GRAD SENIORS	BUS SENIORS
Personable/small student:teacher ratio	6.0%	2.0%
Small school/atmosphere	6.8%	2.0%
Sports, near OTC	0.3%	2.0%

49. In your opinion, what were the disadvantages of going to CU-Colorado Springs?

Other	8.2%	22.2%
Parking	23.7%	13.9%
Little campus life/social life	5.9%	11.1%
Class hours/schedule	4.9%	8.3%
Group projects	0.6%	8.3%
Department/Program disorganized	1.8%	5.6%
Lack of diversity on campus	0.8%	5.6%
No involvement w/community	0.6%	5.6%
School lacks a big name, not well-known	2.2%	5.6%
Lack of school spirit	0.4%	2.8%
Lack of sports	1.2%	2.8%
Lacking college atmosphere	1.6%	2.8%
Poor academic advising	1.6%	2.8%
School is too small	1.8%	2.8%

Section D: Personal Development (These questions are intended to report your areas of gains/losses, not your level of satisfaction.)

On items 50 through 66, please evaluate the degree of personal development or gain which resulted from your attendance at CU-Colorado Springs.

50. Problem-solving ability

0 - A loss	0.0%	0.0%
1 - No gain	3.2%	0.0%
2 - Very slight gain	6.7%	0.0%
3 - Slight gain	13.7%	7.4%
4 - Moderate gain	39.2%	48.1%
5 - High gain	32.8%	40.7%
6 - Very high gain	4.4%	3.7%
	MEAN=	4.05 4.41

51. Skill in written expression

0 - A loss	0.9%	0.0%
1 - No gain	3.8%	0.0%
2 - Very slight gain	3.5%	0.0%
3 - Slight gain	13.6%	14.8%
4 - Moderate gain	29.9%	29.6%
5 - High gain	34.2%	33.3%
6 - Very high gain	14.2%	22.2%
	MEAN=	4.27 4.63

52. Skill in oral expression

0 - A loss	0.9%	0.0%
1 - No gain	4.4%	0.0%
2 - Very slight gain	7.3%	3.7%
3 - Slight gain	17.7%	7.4%
4 - Moderate gain	32.3%	44.4%
5 - High gain	25.3%	25.9%
6 - Very high gain	12.2%	18.5%
	MEAN=	4.01 4.48

**ALL
GRAD SENIORS BUS SENIORS**

53. Self-understanding		
0 - A loss	1.2%	0.0%
1 - No gain	5.8%	0.0%
2 - Very slight gain	4.6%	0.0%
3 - Slight gain	14.5%	22.2%
4 - Moderate gain	25.8%	29.6%
5 - High gain	35.4%	37.0%
6 - Very high gain	12.8%	11.1%
	MEAN=	
	4.15	4.37
54. Ability to manage emotions appropriately		
0 - A loss	0.3%	0.0%
1 - No gain	22.8%	18.5%
2 - Very slight gain	8.8%	14.8%
3 - Slight gain	14.9%	11.1%
4 - Moderate gain	24.9%	22.2%
5 - High gain	21.6%	29.6%
6 - Very high gain	6.7%	3.7%
	MEAN=	
	3.33	3.41
55. Ability to make close friends		
0 - A loss	1.5%	0.0%
1 - No gain	26.5%	18.5%
2 - Very slight gain	10.5%	22.2%
3 - Slight gain	17.4%	14.8%
4 - Moderate gain	19.2%	11.1%
5 - High gain	17.4%	29.6%
6 - Very high gain	7.6%	3.7%
	MEAN=	
	3.09	3.22
56. Appreciation for persons of other races and ethnic backgrounds		
0 - A loss	1.7%	0.0%
1 - No gain	19.2%	25.9%
2 - Very slight gain	10.5%	3.7%
3 - Slight gain	19.2%	40.7%
4 - Moderate gain	20.9%	18.5%
5 - High gain	20.1%	11.1%
6 - Very high gain	8.4%	0.0%
	MEAN=	
	3.32	2.85
57. Ability to relate to people		
0 - A loss	0.3%	0.0%
1 - No gain	11.3%	0.0%
2 - Very slight gain	11.3%	11.1%
3 - Slight gain	19.1%	25.9%
4 - Moderate gain	23.2%	37.0%
5 - High gain	27.0%	25.9%
6 - Very high gain	7.8%	0.0%
	MEAN=	
	3.66	3.78

**ALL
GRAD SENIORS BUS SENIORS**

58. Knowledge of social/domestic issues		
0 - A loss	0.6%	0.0%
1 - No gain	9.0%	11.1%
2 - Very slight gain	10.4%	14.8%
3 - Slight gain	18.0%	29.6%
4 - Moderate gain	26.7%	18.5%
5 - High gain	24.1%	25.9%
6 - Very high gain	11.3%	0.0%
	MEAN=	3.79 3.33
59. Knowledge of international relations		
0 - A loss	1.2%	3.7%
1 - No gain	17.2%	11.1%
2 - Very slight gain	15.1%	3.7%
3 - Slight gain	21.8%	18.5%
4 - Moderate gain	26.2%	37.0%
5 - High gain	11.6%	22.2%
6 - Very high gain	7.0%	3.7%
	MEAN=	3.17 3.56
60. Ability to make ethical decisions		
0 - A loss	0.6%	3.7%
1 - No gain	19.8%	7.4%
2 - Very slight gain	7.6%	7.4%
3 - Slight gain	19.5%	25.9%
4 - Moderate gain	23.0%	11.1%
5 - High gain	23.0%	37.0%
6 - Very high gain	6.7%	7.4%
	MEAN=	3.40 3.74
61. Appreciation for the arts		
0 - A loss	0.9%	0.0%
1 - No gain	17.5%	18.5%
2 - Very slight gain	11.4%	18.5%
3 - Slight gain	23.0%	25.9%
4 - Moderate gain	19.0%	29.6%
5 - High gain	17.8%	7.4%
6 - Very high gain	10.5%	0.0%
	MEAN=	3.37 2.89
62. Appreciation for literature		
0 - A loss	1.2%	0.0%
1 - No gain	19.2%	22.2%
2 - Very slight gain	12.8%	25.9%
3 - Slight gain	22.7%	22.2%
4 - Moderate gain	18.0%	22.2%
5 - High gain	16.9%	7.4%
6 - Very high gain	9.3%	0.0%
	MEAN=	3.25 2.67

ALL
GRAD SENIORS BUS SENIORS

63. Appreciation of the humanities		
0 - A loss	3.5%	0.0%
1 - No gain	18.6%	22.2%
2 - Very slight gain	13.1%	22.2%
3 - Slight gain	16.0%	25.9%
4 - Moderate gain	23.0%	18.5%
5 - High gain	18.3%	11.1%
6 - Very high gain	7.6%	0.0%
	MEAN=	3.22 2.74
64. Skills in gathering information		
0 - A loss	0.0%	0.0%
1 - No gain	4.4%	0.0%
2 - Very slight gain	8.4%	7.4%
3 - Slight gain	12.5%	25.9%
4 - Moderate gain	28.5%	18.5%
5 - High gain	30.8%	33.3%
6 - Very high gain	15.4%	14.8%
	MEAN=	4.19 4.22
65. Technical knowledge		
0 - A loss	0.0%	0.0%
1 - No gain	7.3%	3.7%
2 - Very slight gain	10.8%	3.7%
3 - Slight gain	13.7%	11.1%
4 - Moderate gain	27.9%	29.6%
5 - High gain	28.2%	37.0%
6 - Very high gain	12.2%	14.8%
	MEAN=	3.96 4.37
66. Scholarly knowledge		
0 - A loss	0.0%	0.0%
1 - No gain	2.6%	0.0%
2 - Very slight gain	2.6%	0.0%
3 - Slight gain	10.2%	18.5%
4 - Moderate gain	26.2%	14.8%
5 - High gain	39.0%	40.7%
6 - Very high gain	19.5%	25.9%
	MEAN=	4.55 4.74
67. Your gender is:		
1 - Male	35.3%	29.6%
2 - Female	64.7%	70.4%
68. Your primary ethnic group is:		
1 - White/Anglo/Caucasian	84.4%	100.0%
2 - African American	2.1%	0.0%
3 - Hispanic/Chicano(a)/Latino(a)	6.5%	0.0%
4 - Asian	5.6%	0.0%
5 - Native American/American Indian/Aleut	1.5%	0.0%
69. Your year of birth is:	MEAN=	1973 1974

ALL
GRAD SENIORS BUS SENIORS

70. The highest education level completed by your mother was:


1 - Grade school	2.0%	0.0%
2 - Junior high	0.6%	0.0%
3 - Some high school	3.2%	7.4%
4 - High school graduate	29.6%	25.9%
5 - Vocational/technical/business (beyond high school)	6.1%	7.4%
6 - Some college	23.5%	14.8%
7 - Completed college (4 year degree)	23.2%	29.6%
8 - Graduate or Professional school	11.9%	14.8%

71. The highest education level completed by your father was:

1 - Grade school	2.6%	3.8%
2 - Junior high	1.8%	0.0%
3 - Some high school	3.8%	3.8%
4 - High school graduate	17.3%	15.4%
5 - Vocational/technical/business (beyond high school)	8.8%	15.4%
6 - Some college	22.3%	23.1%
7 - Completed college (4 year degree)	21.7%	30.8%
8 - Graduate or Professional school	21.7%	7.7%

72. Your current marital status is:

1 - Single, never married	60.8%	63.0%
2 - Married	29.4%	25.9%
3 - Separated	0.9%	0.0%
4 - Divorced	7.3%	11.1%
5 - Widowed	0.3%	0.0%
6 - Other	1.5%	0.0%



2001 Graduating Seniors Survey Report For Summer 2000 through Spring 2001

Comparison of University Totals to the College of Engineering

	ALL	
	GRAD SENIORS N= 350	ENG SENIORS N=48
SECTION A: EDUCATION AT CU-COLORADO SPRINGS		
1. When did you start work toward a degree program at CU-Colorado Springs?		
2000	2.1%	2.1%
1999	15.1%	2.1%
1998	26.1%	33.3%
1997	29.1%	33.3%
1996 and before	27.6%	29.2%
2. What was your initial student level?		
1 - Freshman	35.8%	50.0%
2 - Transfer (Please go to Q. 2a)	61.6%	41.7%
3 - Unclassified	2.6%	8.3%
2a. If you were a transfer student, from which institution did you transfer?	N=	
Other	213	22
PPCC (Pikes Peak Community College)	45.0%	45.5%
USC (University of Southern Colorado)	30.1%	18.2%
Adams State	3.5%	13.6%
Colorado School of Mines	1.7%	4.5%
Colorado School of Mines	0.4%	4.5%
CTU (Colorado Technical University)	0.4%	4.5%
CU-Boulder (University of Colorado at Boulder)	0.4%	4.5%
CU-Boulder (University of Colorado at Boulder)	6.6%	4.5%
CU-Denver (University of Colorado at Denver)	0.9%	4.5%
Beth-El	2.2%	0.0%
3. What was your initial student tuition classification?		
1 - Resident	87.6%	85.4%
2 - Non-resident	12.4%	14.6%
4. During your studies at CU-Colorado Springs, what was your course load during most semesters?		
1 - Full-time (12 or more hours a semester)	89.7%	95.8%
2 - Part-time	10.3%	4.2%
5. When will you graduate from CU-Colorado Springs? Please indicate semester and year.		
Summer	3.17%	0.0%
Fall	20.7%	10.6%
Spring	76.1%	89.4%
6. Which degree will you receive at the time of the above graduation?		
1 - Bachelor of Arts	63.8%	2.1%
2 - Bachelor of Science	36.2%	97.9%

**ALL
GRAD SENIORS ENG SENIORS**

7. In what major(s) will you receive your degree from CU-Colorado Springs?			
Electrical Engineering		6.0%	42.9%
Computer Science		5.4%	40.8%
Applied Mathematics		1.1%	8.2%
Mechanical Engineering		0.5%	4.1%
Mathematics		0.8%	2.0%
Physics		0.5%	2.0%
8. In which school/college are you enrolled as an undergraduate at CU-Colorado Springs?			
1 - Letters, Arts and Sciences		66.1%	0.0%
2 - Business		7.8%	0.0%
3 - Engineering		13.8%	100.0%
4 - Nursing		12.4%	0.0%
9. Have you changed colleges (as listed in Question 8) during your studies at CU-Colorado Springs?			
1 - Yes		10.9%	10.4%
2 - No		89.1%	89.6%
10. What is your current cumulative grade point average?	MEAN=	3.28	3.18
11. What was your primary purpose in obtaining a degree? CIRCLE ONE ANSWER ONLY.			
1 - To obtain a general education.		6.7%	4.3%
2 - To satisfy my parents' desire.		1.2%	6.4%
3 - To discover what type of occupation I desire.		2.3%	6.4%
4 - To become better qualified for future employment.		38.1%	38.3%
5 - To become better qualified for my present employment.		1.5%	2.1%
6 - To qualify for advancement in my field of employment.		2.6%	2.1%
7 - To prepare for a better job than my present employment.		6.4%	4.3%
8 - To prepare for changing my occupation.		6.7%	2.1%
9 - To prepare for a graduate degree.		11.6%	14.9%
10 - Personal Fulfillment		20.3%	19.1%
11 - Other		2.6%	0.0%
12. Have you applied to an advanced degree (beyond bachelor's) or certificate program?			
1 - Yes, full-time		9.3%	8.5%
2 - Yes, part-time		2.0%	2.1%
3 - No (go to Q. 12b)		88.7%	89.4%
12a. If yes, what is the program in which you will be enrolled and at what university?	N=	35	4
Program:			
MBA (Master of Business Administration)		5.7%	25.0%
ME (Master of Engineering)		2.9%	25.0%
MS (Master of Science)		5.7%	25.0%
MSEE (Master of Electrical Engineering)		2.9%	25.0%
University:			
UCCS		41.2%	50.0%
CTU (Colorado Technical University)		2.9%	25.0%
Other		29.4%	25.0%

12b. If no, do you plan to pursue an advanced degree in the near future?

1 - Yes	68.9%	64.3%
2 - No	31.1%	35.7%

SECTION B: EMPLOYMENT

13. What are your plans immediately following graduation?

1 - Seek employment	42.4%	40.4%
2 - Attend graduate school	12.8%	8.5%
3 - Continue current employment	14.8%	31.9%
4 - Both attend graduate school and seek or continue employment	14.2%	14.9%
5 - Go into the Teacher Education Program	4.1%	2.1%
6 - Be a homemaker	0.6%	0.0%
7 - Take time off	4.9%	0.0%
8 - Other	6.1%	2.1%

14. On average, how many hours per week do you currently spend in paid employment?

	MEAN=	22.60	24.66
--	-------	-------	-------

15. If you are not employed, what is your current source of income?

	N=	67	6
Savings		9.0%	33.3%
Loans/Grants		11.9%	33.3%
Spouse		44.8%	16.7%
Other		6.0%	16.7%

22. My studies at CU-Colorado Springs enhanced my ability to get a job.

1 - Strongly Disagree	1.2%	0.0%	
2 - Disagree	5.9%	0.0%	
3 - Slightly Disagree	3.7%	0.0%	
4 - Slightly Agree	12.5%	13.0%	
5 - Agree	49.2%	50.0%	
6 - Strongly Agree	27.4%	37.0%	
	MEAN=	4.85	5.24

23. I am pleased with my choice of degree program.

1 - Strongly Disagree	0.3%	0.0%	
2 - Disagree	1.9%	0.0%	
3 - Slightly Disagree	2.2%	2.2%	
4 - Slightly Agree	8.1%	15.2%	
5 - Agree	42.7%	30.4%	
6 - Strongly Agree	44.9%	52.2%	
	MEAN=	5.26	5.33

24. My degree program provided me detailed understanding of my anticipated career.

1 - Strongly Disagree	2.8%	0.0%	
2 - Disagree	7.8%	6.5%	
3 - Slightly Disagree	7.8%	6.5%	
4 - Slightly Agree	26.0%	23.9%	
5 - Agree	39.5%	45.7%	
6 - Strongly Agree	16.0%	17.4%	
	MEAN=	4.39	4.61

**ALL
GRAD SENIORS ENG SENIORS**

25. The technical skills I learned at CU-Colorado Springs were complete and up-to-date.		
1 - Strongly Disagree	0.6%	0.0%
2 - Disagree	2.8%	2.2%
3 - Slightly Disagree	6.0%	10.9%
4 - Slightly Agree	20.8%	21.7%
5 - Agree	52.2%	56.5%
6 - Strongly Agree	17.6%	8.7%
	MEAN=	4.74 4.59
26. I would recommend my degree program to another student.		
1 - Strongly Disagree	1.9%	0.0%
2 - Disagree	1.9%	2.2%
3 - Slightly Disagree	5.3%	13.0%
4 - Slightly Agree	13.8%	10.9%
5 - Agree	47.2%	54.3%
6 - Strongly Agree	30.0%	19.6%
	MEAN=	4.93 4.76

SECTION C: RATING MY EDUCATION AT CU-COLORADO SPRINGS

27. In retrospect, do you wish you had chosen a different program of study?		
1 - Yes	15.2%	14.9%
2 - No (Go to Q. 28)	84.8%	85.1%
27a. If yes, what degree program do you wish you had chosen?	N=	50 6
Information Systems	12.0%	33.3%
Communication	2.0%	16.7%
Distributed Studies - Justice/Public Administration	4.0%	16.7%
Not offered	6.0%	16.7%
Other	12.0%	16.7%
28. How many courses (not hours) did you complete your last two full semesters (not including summer term) at CU-Colorado Springs?		
0-6	20.1%	6.4%
7 or more	79.9%	93.6%
	MEAN=	9.3 10.4
29. How many of these courses required you to complete:		
a - in class writing assignments (other than English classes).	2.4	0.8
b - out of class writing assignment(s) (other than English classes) of at least 10 pages length.	3.0	2.8
c - oral presentation(s) (other than communication classes).	2.4	1.2
d - group project(s)/activities.	3.2	3.2
e - problems requiring quantitative (mathematical) skills (other than math classes).	2.6	6.4
f - computer applications (either mainframe or personal cocmputer in classes other than computer science or information systems).	2.7	4.9
g - activities requiring knowledge of other cultures (other than foreign language classes).	1.8	0.5
h - scientific methodology.	2.7	4.9

**ALL
GRAD SENIORS ENG SENIORS**

30. I learned a variety of new intellectual concepts during my university education.			
1 - Strongly Disagree		0.3%	0.0%
2 - Disagree		2.0%	0.0%
3 - Slightly Disagree		1.4%	2.1%
4 - Slightly Agree		11.0%	22.9%
5 - Agree		49.9%	47.9%
6 - Strongly Agree		35.4%	27.1%
	MEAN=	5.14	5.00
31. I learned the theoretical foundations of the academic disciplines I studied during my university education.			
1 - Strongly Disagree		0.0%	0.0%
2 - Disagree		1.7%	0.0%
3 - Slightly Disagree		2.3%	6.3%
4 - Slightly Agree		13.9%	22.9%
5 - Agree		53.9%	52.1%
6 - Strongly Agree		28.1%	18.8%
	MEAN=	5.04	4.83
32. If you attended another college or university prior to attending CU-Colorado Springs, go to question 33a. If you did not attend another college or university, go to question 33c.			
33a. What type of college did you attend prior to enrolling at CU-Colorado Springs?	N=	257	23
2-year college		45.1%	21.7%
4-year college		22.6%	34.8%
university		32.3%	43.5%
33b. How many hours of college credit did you transfer to CU-Colorado Springs?	MEAN=	51.3	45.7
33c. How would you rate the overall quality of YOUR education at CU-Colorado Springs, in the following areas?			
ORAL COMMUNICATION (e.g., public speaking, small groups, one-on-one)			
1 Very Poor		0.3%	0.0%
2 Poor		4.4%	2.1%
3 Fair		21.2%	31.3%
4 Good		58.7%	62.5%
5 Excellent		15.4%	4.2%
	MEAN=	3.85	3.69
QUANTITATIVE SKILLS (e.g., math, statistics)			
1 Very Poor		0.0%	0.0%
2 Poor		3.2%	0.0%
3 Fair		27.9%	10.4%
4 Good		49.3%	41.7%
5 Excellent		19.6%	47.9%
	MEAN=	3.85	4.38

	ALL	
	GRAD SENIORS	ENG SENIORS
SCIENTIFIC REASONING (e.g.. scientific reasoning and methods)		
1 Very Poor	0.3%	0.0%
2 Poor	2.1%	0.0%
3 Fair	21.7%	8.3%
4 Good	56.1%	54.2%
5 Excellent	19.9%	37.5%
	MEAN=	3.93 4.29
QUALITATIVE SKILLS (e.g., personal analysis, perception, intuition)		
1 Very Poor	0.3%	0.0%
2 Poor	0.9%	0.0%
3 Fair	17.7%	31.3%
4 Good	53.5%	47.9%
5 Excellent	27.6%	20.8%
	MEAN=	4.07 3.90
ANALYTICAL REASONING (e.g., logic)		
1 Very Poor	0.6%	0.0%
2 Poor	2.6%	2.1%
3 Fair	18.1%	6.3%
4 Good	52.6%	41.7%
5 Excellent	26.0%	50.0%
	MEAN=	4.01 4.40
GRAPHIC COMMUNICATION (e.g., using charts, graphs)		
1 Very Poor	2.0%	0.0%
2 Poor	9.6%	4.2%
3 Fair	31.8%	27.1%
4 Good	40.5%	45.8%
5 Excellent	16.0%	22.9%
	MEAN=	3.59 3.88
READING SKILLS		
1 Very Poor	0.0%	0.0%
2 Poor	2.9%	2.1%
3 Fair	16.0%	39.6%
4 Good	48.3%	45.8%
5 Excellent	32.8%	12.5%
	MEAN=	4.11 3.69
WRITING SKILLS		
1 Very Poor	0.0%	0.0%
2 Poor	2.0%	2.1%
3 Fair	13.7%	39.6%
4 Good	49.4%	47.9%
5 Excellent	34.9%	10.4%
	MEAN=	4.17 3.67
PROBLEM SOLVING SKILLS (e.g., critical thinking)		
1 Very Poor	0.6%	0.0%
2 Poor	1.2%	0.0%
3 Fair	9.1%	6.3%
4 Good	54.5%	50.0%
5 Excellent	34.6%	43.8%
	MEAN=	4.21 4.38

	ALL	
	GRAD SENIORS	ENG SENIORS
WORKING WITH OTHERS (e.g., teams, groups, etc.)		
1 Very Poor	0.9%	0.0%
2 Poor	3.2%	2.1%
3 Fair	14.5%	20.8%
4 Good	42.4%	35.4%
5 Excellent	39.0%	41.7%
	MEAN=	4.15
INFORMATION GATHERING SKILLS (e.g. library, internet, etc.)		
1 Very Poor	0.6%	0.0%
2 Poor	5.8%	10.4%
3 Fair	18.4%	27.1%
4 Good	42.6%	41.7%
5 Excellent	32.7%	20.8%
	MEAN=	4.01
MOTIVATION		
1 Very Poor	1.7%	4.2%
2 Poor	3.5%	6.3%
3 Fair	19.7%	25.0%
4 Good	56.8%	47.9%
5 Excellent	18.3%	16.7%
	MEAN=	3.86
SELF-DISCIPLINE		
1 Very Poor	0.6%	0.0%
2 Poor	4.1%	10.4%
3 Fair	18.0%	27.1%
4 Good	49.9%	39.6%
5 Excellent	27.5%	22.9%
	MEAN=	4.00
MULTI-CULTURAL AWARENESS (e.g., sensitivity to others unlike you)		
1 Very Poor	2.0%	2.1%
2 Poor	4.7%	12.5%
3 Fair	25.9%	41.7%
4 Good	38.4%	29.2%
5 Excellent	29.1%	14.6%
	MEAN=	3.88
UNDERSTANDING & SYNTHESIZING HISTORICAL EVENTS (e.g., understanding of today's world in light of the past)		
1 Very Poor	1.7%	2.1%
2 Poor	7.3%	16.7%
3 Fair	29.7%	37.5%
4 Good	42.4%	37.5%
5 Excellent	18.9%	6.3%
	MEAN=	3.69
PRIMARY COLLEGE OF ACADEMIC WORK		
1 Very Poor	0.0%	0.0%
2 Poor	1.5%	4.2%
3 Fair	10.3%	12.5%
4 Good	60.6%	60.4%
5 Excellent	27.6%	22.9%
	MEAN=	4.14

**ALL
GRAD SENIORS ENG SENIORS**

OVERALL INSTRUCTION

1 Very Poor	0.3%	0.0%
2 Poor	0.9%	2.1%
3 Fair	13.4%	25.0%
4 Good	60.8%	50.0%
5 Excellent	24.7%	22.9%
MEAN=	4.09	3.94

35. CU-Colorado Springs prepared me well for my field of specialization.

1 - Strongly Disagree	0.9%	0.0%
2 - Disagree	4.3%	0.0%
3 - Slightly Disagree	4.6%	12.5%
4 - Slightly Agree	25.5%	18.8%
5 - Agree	52.5%	62.5%
6 - Strongly Agree	12.2%	6.3%
MEAN=	4.61	4.63

36. Overall, I am satisfied with the education I received at CU-Colorado Springs.

1 - Strongly Disagree	1.2%	0.0%
2 - Disagree	1.4%	4.2%
3 - Slightly Disagree	3.8%	6.3%
4 - Slightly Agree	13.9%	12.5%
5 - Agree	56.4%	58.3%
6 - Strongly Agree	23.4%	18.8%
MEAN=	4.93	4.81

37. I would send my child(ren) to CU-Colorado Springs.

1 - Strongly Disagree	3.2%	2.1%
2 - Disagree	3.2%	2.1%
3 - Slightly Disagree	8.8%	10.4%
4 - Slightly Agree	18.4%	18.8%
5 - Agree	41.8%	47.9%
6 - Strongly Agree	24.6%	18.8%
MEAN=	4.66	4.65

38. I would never recommend CU-Colorado Springs to a prospective student.

1 - Strongly Disagree	44.2%	27.1%
2 - Disagree	38.2%	54.2%
3 - Slightly Disagree	8.4%	10.4%
4 - Slightly Agree	4.3%	2.1%
5 - Agree	1.7%	4.2%
6 - Strongly Agree	3.2%	2.1%
MEAN=	1.91	2.08

39. I sought formal advisement on a regular basis (at least once a semester).

1 - Strongly Disagree	13.3%	4.2%
2 - Disagree	24.0%	12.5%
3 - Slightly Disagree	10.1%	10.4%
4 - Slightly Agree	17.6%	16.7%
5 - Agree	22.5%	35.4%
6 - Strongly Agree	12.4%	20.8%
MEAN=	3.49	4.29

**ALL
GRAD SENIORS ENG SENIORS**

40. During the years you were completing your degree at CU-Colorado Springs, how often were courses you needed for your general education requirements unavailable in the semester you needed them?		
1 - Never	22.3%	14.6%
2 - Rarely	37.0%	39.6%
3 - Sometimes	31.5%	37.5%
4 - Often	8.4%	8.3%
5 - Always	0.9%	0.0%
41. How often were courses needed for your major unavailable in the semester you needed them?		
1 - Never	24.9%	10.6%
2 - Rarely	33.6%	27.7%
3 - Sometimes	29.9%	44.7%
4 - Often	10.1%	12.8%
5 - Always	1.4%	4.3%
42. How would you evaluate the advising you received in your major program of study?		
1 Very Poor	4.7%	2.1%
2 Poor	11.1%	8.5%
3 Fair	23.2%	34.0%
4 Good	36.7%	42.6%
5 Excellent	24.0%	12.8%
6 Never had or sought advising	0.3%	0.0%
43. How would you evaluate the advising you received from the Student Success Center?		
1 Very Poor	4.5%	2.2%
2 Poor	11.0%	17.8%
3 Fair	25.0%	35.6%
4 Good	33.3%	31.1%
5 Excellent	25.9%	13.3%
6 Never used	0.3%	0.0%
44. Did you work directly with any faculty member on research or creative projects during your time at CU-Colorado Springs, either in or outside of class?		
1 - Yes	43.4%	42.6%
2 - No	56.6%	57.4%
45. Approximately how many faculty members took an interest in your educational and career goals (other than for advising purposes) during your years at CU-Colorado Springs?		
1 - None	23.3%	23.4%
2 - One	22.4%	21.3%
3 - Two or Three	38.5%	40.4%
4 - Four or More	15.7%	14.9%
46. How often, either formally or informally, did you meet with faculty members outside of regular classroom hours?		
1 - Never	7.9%	4.3%
2 - Rarely	34.5%	38.3%
3 - Sometimes	38.3%	36.2%
4 - Often	19.3%	21.3%

	ALL	GRAD SENIORS	ENG SENIORS
--	-----	--------------	-------------

48. In your opinion, what were the advantages of going to CU-Colorado Springs?

Location	23.1%	23.0%
Small class size	10.3%	13.8%
Cost	7.7%	9.2%
Small school/atmosphere	6.8%	9.2%
Good departmental programs	2.5%	6.9%
Faculty	8.6%	5.7%
Personable/small student:teacher ratio	6.0%	4.6%
Quality education	4.2%	4.6%
Good equipment, facilities, resources	2.4%	3.4%
Good reputation	1.9%	3.4%
Beautiful campus	0.9%	2.3%
Friendly atmosphere	3.6%	2.3%
Availability of faculty	1.9%	1.1%
Class hours/schedule	2.7%	1.1%
Curriculum	1.0%	1.1%
Diverse course offerings	1.3%	1.1%
Diversity among students	0.9%	1.1%
Good academic advising	0.0%	1.1%
Good customer, student services	0.3%	1.1%
Had major I wanted	1.8%	1.1%
Older, mature student body	0.7%	1.1%
Orientation to non-traditional students	1.9%	1.1%

49. In your opinion, what were the disadvantages of going to CU-Colorado Springs?

Parking	23.7%	18.3%
Faculty	3.7%	11.3%
Need wider selection of courses	6.1%	11.3%
Class hours/schedule	4.9%	7.0%
Little campus life/social life	5.9%	7.0%
Out-dated equipment, technology, Lack of	2.5%	5.6%
Other	8.2%	5.6%
High fees, costs	4.7%	4.2%
Location	1.2%	4.2%
Need more majors	2.9%	4.2%
Growing too fast, overcrowded	0.8%	2.8%
Lack of internships, practical/work experience	0.8%	2.8%
School is too small	1.8%	2.8%
Bureaucracy	1.0%	1.4%
Classes too big	1.2%	1.4%
Curriculum	3.1%	1.4%
Department/Program disorganized	1.8%	1.4%
Lack of diversity among instructors	0.8%	1.4%
Lack of funding for departments/school	2.5%	1.4%
Lack of sports	1.2%	1.4%
Poor job placement, career guidance	0.4%	1.4%
School lacks a big name, not well-known	2.2%	1.4%

Section D: Personal Development (These questions are intended to report your areas of gains/losses, not your level of satisfaction.)

On items 50 through 66, please evaluate the degree of personal development or gain which resulted from your attendance at CU-Colorado Springs.

50. Problem-solving ability			
0 - A loss		0.0%	0.0%
1 - No gain		3.2%	0.0%
2 - Very slight gain		6.7%	4.3%
3 - Slight gain		13.7%	10.6%
4 - Moderate gain		39.2%	29.8%
5 - High gain		32.8%	46.8%
6 - Very high gain		4.4%	8.5%
	MEAN=	4.05	4.45
51. Skill in written expression			
0 - A loss		0.9%	2.1%
1 - No gain		3.8%	8.5%
2 - Very slight gain		3.5%	6.4%
3 - Slight gain		13.6%	27.7%
4 - Moderate gain		29.9%	31.9%
5 - High gain		34.2%	21.3%
6 - Very high gain		14.2%	2.1%
	MEAN=	4.27	3.51
52. Skill in oral expression			
0 - A loss		0.9%	2.1%
1 - No gain		4.4%	8.5%
2 - Very slight gain		7.3%	14.9%
3 - Slight gain		17.7%	25.5%
4 - Moderate gain		32.3%	19.1%
5 - High gain		25.3%	21.3%
6 - Very high gain		12.2%	8.5%
	MEAN=	4.01	3.49
53. Self-understanding			
0 - A loss		1.2%	2.1%
1 - No gain		5.8%	12.8%
2 - Very slight gain		4.6%	8.5%
3 - Slight gain		14.5%	17.0%
4 - Moderate gain		25.8%	23.4%
5 - High gain		35.4%	25.5%
6 - Very high gain		12.8%	10.6%
	MEAN=	4.15	3.66
54. Ability to manage emotions appropriately			
0 - A loss		0.3%	0.0%
1 - No gain		22.8%	34.0%
2 - Very slight gain		8.8%	6.4%
3 - Slight gain		14.9%	12.8%
4 - Moderate gain		24.9%	23.4%
5 - High gain		21.6%	17.0%
6 - Very high gain		6.7%	6.4%
	MEAN=	3.33	3.02

**ALL
GRAD SENIORS ENG SENIORS**

55. Ability to make close friends		
0 - A loss	1.5%	2.1%
1 - No gain	26.5%	34.0%
2 - Very slight gain	10.5%	2.1%
3 - Slight gain	17.4%	14.9%
4 - Moderate gain	19.2%	17.0%
5 - High gain	17.4%	19.1%
6 - Very high gain	7.6%	10.6%
	MEAN=	3.09 3.11
56. Appreciation for persons of other races and ethnic backgrounds		
0 - A loss	1.7%	2.1%
1 - No gain	19.2%	25.5%
2 - Very slight gain	10.5%	17.0%
3 - Slight gain	19.2%	17.0%
4 - Moderate gain	20.9%	12.8%
5 - High gain	20.1%	14.9%
6 - Very high gain	8.4%	10.6%
	MEAN=	3.32 3.00
57. Ability to relate to people		
0 - A loss	0.3%	0.0%
1 - No gain	11.3%	12.8%
2 - Very slight gain	11.3%	23.4%
3 - Slight gain	19.1%	17.0%
4 - Moderate gain	23.2%	14.9%
5 - High gain	27.0%	23.4%
6 - Very high gain	7.8%	8.5%
	MEAN=	3.66 3.38
58. Knowledge of social/domestic issues		
0 - A loss	0.6%	2.1%
1 - No gain	9.0%	27.7%
2 - Very slight gain	10.4%	12.8%
3 - Slight gain	18.0%	21.3%
4 - Moderate gain	26.7%	17.0%
5 - High gain	24.1%	17.0%
6 - Very high gain	11.3%	2.1%
	MEAN=	3.79 2.83
59. Knowledge of international relations		
0 - A loss	1.2%	2.1%
1 - No gain	17.2%	31.9%
2 - Very slight gain	15.1%	17.0%
3 - Slight gain	21.8%	21.3%
4 - Moderate gain	26.2%	14.9%
5 - High gain	11.6%	8.5%
6 - Very high gain	7.0%	4.3%
	MEAN=	3.17 2.57

**ALL
GRAD SENIORS ENG SENIORS**

60. Ability to make ethical decisions		
0 - A loss	0.6%	0.0%
1 - No gain	19.8%	31.9%
2 - Very slight gain	7.6%	10.6%
3 - Slight gain	19.5%	27.7%
4 - Moderate gain	23.0%	12.8%
5 - High gain	23.0%	10.6%
6 - Very high gain	6.7%	6.4%
	MEAN=	3.40 2.79
61. Appreciation for the arts		
0 - A loss	0.9%	0.0%
1 - No gain	17.5%	38.3%
2 - Very slight gain	11.4%	12.8%
3 - Slight gain	23.0%	17.0%
4 - Moderate gain	19.0%	14.9%
5 - High gain	17.8%	10.6%
6 - Very high gain	10.5%	6.4%
	MEAN=	3.37 2.66
62. Appreciation for literature		
0 - A loss	1.2%	0.0%
1 - No gain	19.2%	42.6%
2 - Very slight gain	12.8%	14.9%
3 - Slight gain	22.7%	19.1%
4 - Moderate gain	18.0%	6.4%
5 - High gain	16.9%	10.6%
6 - Very high gain	9.3%	6.4%
	MEAN=	3.25 2.47
63. Appreciation of the humanities		
0 - A loss	3.5%	0.0%
1 - No gain	18.6%	42.6%
2 - Very slight gain	13.1%	19.1%
3 - Slight gain	16.0%	14.9%
4 - Moderate gain	23.0%	10.6%
5 - High gain	18.3%	6.4%
6 - Very high gain	7.6%	6.4%
	MEAN=	3.22 2.38
64. Skills in gathering information		
0 - A loss	0.0%	0.0%
1 - No gain	4.4%	12.8%
2 - Very slight gain	8.4%	6.4%
3 - Slight gain	12.5%	14.9%
4 - Moderate gain	28.5%	23.4%
5 - High gain	30.8%	27.7%
6 - Very high gain	15.4%	14.9%
	MEAN=	4.19 3.91

**ALL
GRAD SENIORS ENG SENIORS**

65. Technical knowledge		
0 - A loss		0.0% 0.0%
1 - No gain		7.3% 0.0%
2 - Very slight gain		10.8% 2.1%
3 - Slight gain		13.7% 2.1%
4 - Moderate gain		27.9% 25.5%
5 - High gain		28.2% 36.2%
6 - Very high gain		12.2% 34.0%
	MEAN=	3.96 4.98
66. Scholarly knowledge		
0 - A loss		0.0% 0.0%
1 - No gain		2.6% 4.3%
2 - Very slight gain		2.6% 4.3%
3 - Slight gain		10.2% 10.6%
4 - Moderate gain		26.2% 25.5%
5 - High gain		39.0% 34.0%
6 - Very high gain		19.5% 21.3%
	MEAN=	4.55 4.45
67. Your gender is:		
1 - Male		35.3% 77.1%
2 - Female		64.7% 22.9%
68. Your primary ethnic group is:		
1 - White/Anglo/Caucasian		84.4% 87.0%
2 - African American		2.1% 2.2%
3 - Hispanic/Chicano(a)/Latino(a)		6.5% 2.2%
4 - Asian		5.6% 8.7%
5 - Native American/American Indian/Aleut		1.5% 0.0%
69. Your year of birth is:	MEAN=	1973 1976
70. The highest education level completed by your mother was:		
1 - Grade school		2.0% 2.1%
2 - Junior high		0.6% 2.1%
3 - Some high school		3.2% 4.3%
4 - High school graduate		29.6% 23.4%
5 - Vocational/technical/business (beyond high school)		6.1% 4.3%
6 - Some college		23.5% 36.2%
7 - Completed college (4 year degree)		23.2% 14.9%
8 - Graduate or Professional school		11.9% 12.8%
71. The highest education level completed by your father was:		
1 - Grade school		2.6% 2.2%
2 - Junior high		1.8% 2.2%
3 - Some high school		3.8% 0.0%
4 - High school graduate		17.3% 21.7%
5 - Vocational/technical/business (beyond high school)		8.8% 8.7%
6 - Some college		22.3% 21.7%
7 - Completed college (4 year degree)		21.7% 17.4%
8 - Graduate or Professional school		21.7% 26.1%

ALL
GRAD SENIORS ENG SENIORS

72. Your current marital status is:

1 - Single, never married	60.8%	74.5%
2 - Married	29.4%	25.5%
3 - Separated	0.9%	0.0%
4 - Divorced	7.3%	0.0%
5 - Widowed	0.3%	0.0%
6 - Other	1.5%	0.0%



**2001 Graduating Seniors Survey Report
For Summer 2000 through Spring 2001**
Comparison of University Totals to the College of Nursing

	ALL	
	GRAD SENIORS N= 350	NURS SENIORS N=43
SECTION A: EDUCATION AT CU-COLORADO SPRINGS		
1. When did you start work toward a degree program at CU-Colorado Springs?		
2000	2.1%	0.0%
1999	15.1%	12.2%
1998	26.1%	46.3%
1997 and before	29.1%	41.5%
	27.6%	
2. What was your initial student level?		
1 - Freshman	35.8%	17.5%
2 - Transfer (Please go to Q. 2a)	61.6%	80.0%
3 - Unclassified	2.6%	2.5%
2a. If you were a transfer student, from which institution did you transfer?		
	N=	
Other	213	32
PPCC (Pikes Peak Community College)	45.0%	37.1%
Beth-EI	30.1%	22.9%
CSU (Colorado State University)	2.2%	14.3%
CU-Boulder (University of Colorado at Boulder)	3.5%	8.6%
CC (Colorado College)	6.6%	8.6%
UNC (University of Northern Colorado)	0.4%	2.9%
USC (University of Southern Colorado)	3.1%	2.9%
	3.5%	2.9%
3. What was your initial student tuition classification?		
1 - Resident	87.6%	88.1%
2 - Non-resident	12.4%	11.9%
4. During your studies at CU-Colorado Springs, what was your course load during most semesters?		
1 - Full-time (12 or more hours a semester)	89.7%	88.1%
2 - Part-time	10.3%	11.9%
5. When will you graduate from CU-Colorado Springs? Please indicate semester and year.		
Summer	3.17%	0.00%
Fall	20.7%	19.0%
Spring	76.1%	81.0%
6. Which degree will you receive at the time of the above graduation?		
1 - Bachelor of Arts	63.8%	0.0%
2 - Bachelor of Science	36.2%	100.0%

		ALL	
		GRAD SENIORS	NURS SENIORS
7. In what major(s) will you receive your degree from CU-Colorado Springs?			
Nursing		11.40	100.0%
8. In which school/college are you enrolled as an undergraduate at CU-Colorado Springs?			
1 - Letters, Arts and Sciences		66.1%	0.0%
2 - Business		7.8%	0.0%
3 - Engineering		13.8%	0.0%
4 - Nursing		12.4%	100.0%
9. Have you changed colleges (as listed in Question 8) during your studies at CU-Colorado Springs?			
1 - Yes		10.9%	7.1%
2 - No		89.1%	92.9%
10. What is your current cumulative grade point average?	MEAN=	3.28	3.37
11. What was your primary purpose in obtaining a degree? CIRCLE ONE ANSWER ONLY.			
1 - To obtain a general education.		6.7%	2.5%
2 - To satisfy my parents' desire.		1.2%	0.0%
3 - To discover what type of occupation I desire.		2.3%	0.0%
4 - To become better qualified for future employment.		38.1%	40.0%
5 - To become better qualified for my present employment.		1.5%	0.0%
6 - To qualify for advancement in my field of employment.		2.6%	7.5%
7 - To prepare for a better job than my present employment.		6.4%	7.5%
8 - To prepare for changing my occupation.		6.7%	20.0%
9 - To prepare for a graduate degree.		11.6%	7.5%
10 - Personal Fulfillment		20.3%	15.0%
11 - Other		2.6%	0.0%
12. Have you applied to an advanced degree (beyond bachelor's) or certificate program?			
1 - Yes, full-time		9.3%	2.4%
2 - Yes, part-time		2.0%	0.0%
3 - No (go to Q. 12b)		88.7%	97.6%
12a. If yes, what is the program in which you will be enrolled and at what university?	N=	35	1
Program:			
MS (Master of Science)		5.7%	100.0%
University:			
UCCS		41.2%	100.0%
12b. If no, do you plan to pursue an advanced degree in the near future?			
1 - Yes		68.9%	52.8%
2 - No		31.1%	47.2%

SECTION B: EMPLOYMENT

13. What are your plans immediately following graduation?			
1 - Seek employment		42.4%	85.4%
2 - Attend graduate school		12.8%	4.9%
3 - Continue current employment		14.8%	4.9%
4 - Both attend graduate school and seek or continue employment		14.2%	2.4%
5 - Go into the Teacher Education Program		4.1%	0.0%
6 - Be a homemaker		0.6%	0.0%
7 - Take time off		4.9%	2.4%
8 - Other		6.1%	0.0%
14. On average, how many hours per week do you currently spend in paid employment?	MEAN=	22.60	15.62
15. If you are not employed, what is your current source of income?	N=	67	17
Spouse		44.8%	53.3%
Parents		23.9%	33.3%
Loans/Grants		11.9%	6.7%
Other		6.0%	6.7%
22. My studies at CU-Colorado Springs enhanced my ability to get a job.			
1 - Strongly Disagree		1.2%	2.4%
2 - Disagree		5.9%	0.0%
3 - Slightly Disagree		3.7%	0.0%
4 - Slightly Agree		12.5%	4.9%
5 - Agree		49.2%	39.0%
6 - Strongly Agree		27.4%	53.7%
	MEAN=	4.85	5.39
23. I am pleased with my choice of degree program.			
1 - Strongly Disagree		0.3%	2.4%
2 - Disagree		1.9%	0.0%
3 - Slightly Disagree		2.2%	0.0%
4 - Slightly Agree		8.1%	7.3%
5 - Agree		42.7%	34.1%
6 - Strongly Agree		44.9%	56.1%
	MEAN=	5.26	5.39
24. My degree program provided me detailed understanding of my anticipated career.			
1 - Strongly Disagree		2.8%	0.0%
2 - Disagree		7.8%	2.5%
3 - Slightly Disagree		7.8%	5.0%
4 - Slightly Agree		26.0%	12.5%
5 - Agree		39.5%	42.5%
6 - Strongly Agree		16.0%	37.5%
	MEAN=	4.39	5.08

	ALL	
	GRAD SENIORS	NURS SENIORS
25. The technical skills I learned at CU-Colorado Springs were complete and up-to-date.		
1 - Strongly Disagree	0.6%	0.0%
2 - Disagree	2.8%	2.4%
3 - Slightly Disagree	6.0%	2.4%
4 - Slightly Agree	20.8%	7.3%
5 - Agree	52.2%	53.7%
6 - Strongly Agree	17.6%	34.1%
	MEAN= 4.74	5.15
26. I would recommend my degree program to another student.		
1 - Strongly Disagree	1.9%	2.4%
2 - Disagree	1.9%	2.4%
3 - Slightly Disagree	5.3%	4.9%
4 - Slightly Agree	13.8%	7.3%
5 - Agree	47.2%	39.0%
6 - Strongly Agree	30.0%	43.9%
	MEAN= 4.93	5.10
SECTION C: RATING MY EDUCATION AT CU-COLORADO SPRINGS		
27. In retrospect, do you wish you had chosen a different program of study?		
1 - Yes	15.2%	7.1%
2 - No (Go to Q. 28)	84.8%	92.9%
27a. If yes, what degree program do you wish you had chosen?	N=	50 3
General Business	20.0%	33.3%
Not sure	4.0%	33.3%
Other	12.0%	33.3%
28. How many courses (not hours) did you complete your last two full semesters (not including summer term) at CU-Colorado Springs?		
0-6	20.1%	85.4%
7 or more	79.9%	14.6%
	MEAN= 9.3	8.1
29. How many of these courses required you to complete:		
a - in class writing assignments (other than English classes).	2.4	2.3
b - out of class writing assignment(s) (other than English classes) of at least 10 pages length.	3.0	4.0
c - oral presentation(s) (other than communication classes).	2.4	3.4
d - group project(s)/activities.	3.2	3.1
e - problems requiring quantitative (mathematical) skills (other than math classes).	2.6	3.0
f - computer applications (either mainframe or personal cocmputer in classes other than computer science or information systems).	2.7	2.1
g - activities requiring knowledge of other cultures (other than foreign language classes).	1.8	3.1
h - scientific methodology.	2.7	2.7

	ALL	
	GRAD SENIORS	NURS SENIORS
30. I learned a variety of new intellectual concepts during my university education.		
1 - Strongly Disagree	0.3%	0.0%
2 - Disagree	2.0%	0.0%
3 - Slightly Disagree	1.4%	0.0%
4 - Slightly Agree	11.0%	12.2%
5 - Agree	49.9%	56.1%
6 - Strongly Agree	35.4%	31.7%
MEAN=	5.14	5.20
31. I learned the theoretical foundations of the academic disciplines I studied during my university education.		
1 - Strongly Disagree	0.0%	0.0%
2 - Disagree	1.7%	0.0%
3 - Slightly Disagree	2.3%	2.4%
4 - Slightly Agree	13.9%	0.0%
5 - Agree	53.9%	63.4%
6 - Strongly Agree	28.1%	34.1%
MEAN=	5.04	5.29
32. If you attended another college or university prior to attending CU-Colorado Springs, go to question 33a. If you did not attend another college or university, go to question 33c.		
33a. What type of college did you attend prior to enrolling at CU-Colorado Springs?		
	N=	257
2-year college	45.1%	33.3%
4-year college	22.6%	28.2%
university	32.3%	38.5%
33b. How many hours of college credit did you transfer to CU-Colorado Springs?		
MEAN=	51.3	56.6
33c. How would you rate the overall quality of YOUR education at CU-Colorado Springs, in the following areas?		
ORAL COMMUNICATION (e.g., public speaking, small groups, one-on-one)		
1 Very Poor	0.3%	2.4%
2 Poor	4.4%	2.4%
3 Fair	21.2%	17.1%
4 Good	58.7%	65.9%
5 Excellent	15.4%	12.2%
MEAN=	3.85	3.83
QUANTITATIVE SKILLS (e.g., math, statistics)		
1 Very Poor	0.0%	0.0%
2 Poor	3.2%	0.0%
3 Fair	27.9%	10.0%
4 Good	49.3%	75.0%
5 Excellent	19.6%	15.0%
MEAN=	3.85	4.05
SCIENTIFIC REASONING (e.g., scientific reasoning and methods)		
1 Very Poor	0.3%	0.0%
2 Poor	2.1%	0.0%
3 Fair	21.7%	7.5%
4 Good	56.1%	70.0%
5 Excellent	19.9%	22.5%
MEAN=	3.93	4.15

	ALL	
	GRAD SENIORS	NURS SENIORS
QUALITATIVE SKILLS (e.g., personal analysis, perception, intuition)		
1 Very Poor	0.3%	0.0%
2 Poor	0.9%	0.0%
3 Fair	17.7%	2.4%
4 Good	53.5%	73.2%
5 Excellent	27.6%	24.4%
	MEAN=	4.07
ANALYTICAL REASONING (e.g., logic)		
1 Very Poor	0.6%	0.0%
2 Poor	2.6%	2.4%
3 Fair	18.1%	7.3%
4 Good	52.6%	68.3%
5 Excellent	26.0%	22.0%
	MEAN=	4.01
GRAPHIC COMMUNICATION (e.g., using charts, graphs)		
1 Very Poor	2.0%	4.9%
2 Poor	9.6%	14.6%
3 Fair	31.8%	34.1%
4 Good	40.5%	46.3%
5 Excellent	16.0%	0.0%
	MEAN=	3.59
READING SKILLS		
1 Very Poor	0.0%	0.0%
2 Poor	2.9%	0.0%
3 Fair	16.0%	9.8%
4 Good	48.3%	68.3%
5 Excellent	32.8%	22.0%
	MEAN=	4.11
WRITING SKILLS		
1 Very Poor	0.0%	0.0%
2 Poor	2.0%	0.0%
3 Fair	13.7%	9.8%
4 Good	49.4%	65.9%
5 Excellent	34.9%	24.4%
	MEAN=	4.17
PROBLEM SOLVING SKILLS (e.g., critical thinking)		
1 Very Poor	0.6%	0.0%
2 Poor	1.2%	0.0%
3 Fair	9.1%	5.0%
4 Good	54.5%	65.0%
5 Excellent	34.6%	30.0%
	MEAN=	4.21
WORKING WITH OTHERS (e.g., teams, groups, etc.)		
1 Very Poor	0.9%	0.0%
2 Poor	3.2%	0.0%
3 Fair	14.5%	12.2%
4 Good	42.4%	56.1%
5 Excellent	39.0%	31.7%
	MEAN=	4.15

	ALL	
	GRAD SENIORS	NURS SENIORS
INFORMATION GATHERING SKILLS (e.g. library, internet, etc.)		
1 Very Poor	0.6%	0.0%
2 Poor	5.8%	2.4%
3 Fair	18.4%	16.7%
4 Good	42.6%	54.8%
5 Excellent	32.7%	26.2%
	MEAN=	4.01 4.05
MOTIVATION		
1 Very Poor	1.7%	0.0%
2 Poor	3.5%	2.4%
3 Fair	19.7%	16.7%
4 Good	56.8%	66.7%
5 Excellent	18.3%	14.3%
	MEAN=	3.86 3.93
SELF-DISCIPLINE		
1 Very Poor	0.6%	0.0%
2 Poor	4.1%	0.0%
3 Fair	18.0%	16.7%
4 Good	49.9%	59.5%
5 Excellent	27.5%	23.8%
	MEAN=	4.00 4.07
MULTI-CULTURAL AWARENESS (e.g., sensitivity to others unlike you)		
1 Very Poor	2.0%	2.4%
2 Poor	4.7%	0.0%
3 Fair	25.9%	11.9%
4 Good	38.4%	61.9%
5 Excellent	29.1%	23.8%
	MEAN=	3.88 4.05
UNDERSTANDING & SYNTHESIZING HISTORICAL EVENTS (e.g., understanding of today's world in light of the past)		
1 Very Poor	1.7%	2.4%
2 Poor	7.3%	9.5%
3 Fair	29.7%	28.6%
4 Good	42.4%	50.0%
5 Excellent	18.9%	9.5%
	MEAN=	3.69 3.55
PRIMARY COLLEGE OF ACADEMIC WORK		
1 Very Poor	0.0%	0.0%
2 Poor	1.5%	2.6%
3 Fair	10.3%	12.8%
4 Good	60.6%	66.7%
5 Excellent	27.6%	17.9%
	MEAN=	4.14 4.00
OVERALL INSTRUCTION		
1 Very Poor	0.3%	0.0%
2 Poor	0.9%	0.0%
3 Fair	13.4%	21.4%
4 Good	60.8%	61.9%
5 Excellent	24.7%	16.7%
	MEAN=	4.09 3.95

ALL
GRAD SENIORS NURS SENIORS

35. CU-Colorado Springs prepared me well for my field of specialization.		
1 - Strongly Disagree	0.9%	0.0%
2 - Disagree	4.3%	4.8%
3 - Slightly Disagree	4.6%	2.4%
4 - Slightly Agree	25.5%	19.0%
5 - Agree	52.5%	45.2%
6 - Strongly Agree	12.2%	28.6%
	MEAN=	4.61 4.90
36. Overall, I am satisfied with the education I received at CU-Colorado Springs.		
1 - Strongly Disagree	1.2%	0.0%
2 - Disagree	1.4%	2.4%
3 - Slightly Disagree	3.8%	4.8%
4 - Slightly Agree	13.9%	21.4%
5 - Agree	56.4%	42.9%
6 - Strongly Agree	23.4%	28.6%
	MEAN=	4.93 4.90
37. I would send my child(ren) to CU-Colorado Springs.		
1 - Strongly Disagree	3.2%	7.5%
2 - Disagree	3.2%	5.0%
3 - Slightly Disagree	8.8%	10.0%
4 - Slightly Agree	18.4%	15.0%
5 - Agree	41.8%	40.0%
6 - Strongly Agree	24.6%	22.5%
	MEAN=	4.66 4.43
38. I would never recommend CU-Colorado Springs to a prospective student.		
1 - Strongly Disagree	44.2%	31.0%
2 - Disagree	38.2%	31.0%
3 - Slightly Disagree	8.4%	19.0%
4 - Slightly Agree	4.3%	7.1%
5 - Agree	1.7%	4.8%
6 - Strongly Agree	3.2%	7.1%
	MEAN=	1.91 2.45
39. I sought formal advisement on a regular basis (at least once a semester).		
1 - Strongly Disagree	13.3%	21.4%
2 - Disagree	24.0%	35.7%
3 - Slightly Disagree	10.1%	11.9%
4 - Slightly Agree	17.6%	14.3%
5 - Agree	22.5%	11.9%
6 - Strongly Agree	12.4%	4.8%
	MEAN=	3.49 2.74
40. During the years you were completing your degree at CU-Colorado Springs, how often were courses you needed for your general education requirements unavailable in the semester you needed them?		
1 - Never	22.3%	42.9%
2 - Rarely	37.0%	33.3%
3 - Sometimes	31.5%	16.7%
4 - Often	8.4%	4.8%
5 - Always	0.9%	2.4%

ALL
GRAD SENIORS NURS SENIORS

41. How often were courses needed for your major unavailable in the semester you needed them?		
1 - Never	24.9%	51.2%
2 - Rarely	33.6%	29.3%
3 - Sometimes	29.9%	17.1%
4 - Often	10.1%	2.4%
5 - Always	1.4%	0.0%
42. How would you evaluate the advising you received in your major program of study?		
1 Very Poor	4.7%	0.0%
2 Poor	11.1%	5.1%
3 Fair	23.2%	33.3%
4 Good	36.7%	33.3%
5 Excellent	24.0%	28.2%
6 Never had or sought advising	0.3%	0.0%
43. How would you evaluate the advising you received from the Student Success Center?		
1 Very Poor	4.5%	8.3%
2 Poor	11.0%	19.4%
3 Fair	25.0%	33.3%
4 Good	33.3%	22.2%
5 Excellent	25.9%	16.7%
6 Never used	0.3%	0.0%
44. Did you work directly with any faculty member on research or creative projects during your time at CU-Colorado Springs, either in or outside of class?		
1 - Yes	43.4%	24.4%
2 - No	56.6%	75.6%
45. Approximately how many faculty members took an interest in your educational and career goals (other than for advising purposes) during your years at CU-Colorado Springs?		
1 - None	23.3%	9.8%
2 - One	22.4%	24.4%
3 - Two or Three	38.5%	34.1%
4 - Four or More	15.7%	31.7%
46. How often, either formally or informally, did you meet with faculty members outside of regular classroom hours?		
1 - Never	7.9%	4.9%
2 - Rarely	34.5%	36.6%
3 - Sometimes	38.3%	36.6%
4 - Often	19.3%	22.0%
48. In your opinion, what were the advantages of going to CU-Colorado Springs?		
Location	23.1%	31.4%
Had major I wanted	1.8%	11.4%
Other	1.6%	8.6%
Faculty	8.6%	5.7%
Good equipment, facilities, resources	2.4%	5.7%
Good reputation	1.9%	5.7%
Small class size	10.3%	5.7%

	ALL	
	GRAD SENIORS	NURS SENIORS
Small school/atmosphere	6.8%	5.7%
Able to get a degree	0.3%	2.9%
Availability of faculty	1.9%	2.9%
Beautiful campus	0.9%	2.9%
Class hours/schedule	2.7%	2.9%
Part of CU system, affiliation w/Boulder	0.6%	2.9%
Personable/small student:teacher ratio	6.0%	2.9%
Quality education	4.2%	2.9%

49. In your opinion, what were the disadvantages of going to CU-Colorado Springs?

Parking	23.7%	48.9%
Other	8.2%	19.1%
High fees, costs	4.7%	14.9%
Poor student/customer services	2.5%	6.4%
Department/Program disorganized	1.8%	2.1%
Little campus life/social life	5.9%	2.1%
No cohesiveness/communication	1.0%	2.1%
Poor academic advising	1.6%	2.1%
Too many unnecessary requirements	2.2%	2.1%

Section D: Personal Development (These questions are intended to report your areas of gains/losses, not your level of satisfaction.)

On items 50 through 66, please evaluate the degree of personal development or gain which resulted from your attendance at CU-Colorado Springs.

50. Problem-solving ability

0 - A loss	0.0%	0.0%
1 - No gain	3.2%	0.0%
2 - Very slight gain	6.7%	7.3%
3 - Slight gain	13.7%	4.9%
4 - Moderate gain	39.2%	29.3%
5 - High gain	32.8%	53.7%
6 - Very high gain	4.4%	4.9%
MEAN=	4.05	4.44

51. Skill in written expression

0 - A loss	0.9%	2.4%
1 - No gain	3.8%	2.4%
2 - Very slight gain	3.5%	7.3%
3 - Slight gain	13.6%	4.9%
4 - Moderate gain	29.9%	46.3%
5 - High gain	34.2%	29.3%
6 - Very high gain	14.2%	7.3%
MEAN=	4.27	4.07

52. Skill in oral expression

0 - A loss	0.9%	2.4%
1 - No gain	4.4%	0.0%
2 - Very slight gain	7.3%	7.3%
3 - Slight gain	17.7%	22.0%
4 - Moderate gain	32.3%	41.5%
5 - High gain	25.3%	19.5%
6 - Very high gain	12.2%	7.3%
MEAN=	4.01	3.88

	ALL	
	GRAD SENIORS	NURS SENIORS
53. Self-understanding		
0 - A loss	1.2%	0.0%
1 - No gain	5.8%	0.0%
2 - Very slight gain	4.6%	7.3%
3 - Slight gain	14.5%	7.3%
4 - Moderate gain	25.8%	34.1%
5 - High gain	35.4%	46.3%
6 - Very high gain	12.8%	4.9%
	MEAN=	4.15 4.34
54. Ability to manage emotions appropriately		
0 - A loss	0.3%	0.0%
1 - No gain	22.8%	12.2%
2 - Very slight gain	8.8%	4.9%
3 - Slight gain	14.9%	17.1%
4 - Moderate gain	24.9%	36.6%
5 - High gain	21.6%	26.8%
6 - Very high gain	6.7%	2.4%
	MEAN=	3.33 3.68
55. Ability to make close friends		
0 - A loss	1.5%	0.0%
1 - No gain	26.5%	12.2%
2 - Very slight gain	10.5%	9.8%
3 - Slight gain	17.4%	24.4%
4 - Moderate gain	19.2%	17.1%
5 - High gain	17.4%	31.7%
6 - Very high gain	7.6%	4.9%
	MEAN=	3.09 3.61
56. Appreciation for persons of other races and ethnic backgrounds		
0 - A loss	1.7%	2.5%
1 - No gain	19.2%	7.5%
2 - Very slight gain	10.5%	7.5%
3 - Slight gain	19.2%	20.0%
4 - Moderate gain	20.9%	27.5%
5 - High gain	20.1%	30.0%
6 - Very high gain	8.4%	5.0%
	MEAN=	3.32 3.73
57. Ability to relate to people		
0 - A loss	0.3%	0.0%
1 - No gain	11.3%	9.8%
2 - Very slight gain	11.3%	7.3%
3 - Slight gain	19.1%	14.6%
4 - Moderate gain	23.2%	29.3%
5 - High gain	27.0%	34.1%
6 - Very high gain	7.8%	4.9%
	MEAN=	3.66 3.85
58. Knowledge of social/domestic issues		
0 - A loss	0.6%	0.0%
1 - No gain	9.0%	7.3%
2 - Very slight gain	10.4%	2.4%
3 - Slight gain	18.0%	12.2%
4 - Moderate gain	26.7%	48.8%
5 - High gain	24.1%	22.0%
6 - Very high gain	11.3%	7.3%
	MEAN=	3.79 3.98

	ALL	
	GRAD SENIORS	NURS SENIORS
59. Knowledge of international relations		
0 - A loss	1.2%	4.9%
1 - No gain	17.2%	17.1%
2 - Very slight gain	15.1%	14.6%
3 - Slight gain	21.8%	29.3%
4 - Moderate gain	26.2%	22.0%
5 - High gain	11.6%	9.8%
6 - Very high gain	7.0%	2.4%
	MEAN=	3.17
60. Ability to make ethical decisions		
0 - A loss	0.6%	0.0%
1 - No gain	19.8%	7.3%
2 - Very slight gain	7.6%	2.4%
3 - Slight gain	19.5%	12.2%
4 - Moderate gain	23.0%	39.0%
5 - High gain	23.0%	34.1%
6 - Very high gain	6.7%	4.9%
	MEAN=	3.40
61. Appreciation for the arts		
0 - A loss	0.9%	0.0%
1 - No gain	17.5%	22.0%
2 - Very slight gain	11.4%	12.2%
3 - Slight gain	23.0%	17.1%
4 - Moderate gain	19.0%	26.8%
5 - High gain	17.8%	22.0%
6 - Very high gain	10.5%	0.0%
	MEAN=	3.37
62. Appreciation for literature		
0 - A loss	1.2%	2.4%
1 - No gain	19.2%	22.0%
2 - Very slight gain	12.8%	17.1%
3 - Slight gain	22.7%	17.1%
4 - Moderate gain	18.0%	24.4%
5 - High gain	16.9%	17.1%
6 - Very high gain	9.3%	0.0%
	MEAN=	3.25
63. Appreciation of the humanities		
0 - A loss	3.5%	0.0%
1 - No gain	18.6%	22.0%
2 - Very slight gain	13.1%	17.1%
3 - Slight gain	16.0%	7.3%
4 - Moderate gain	23.0%	29.3%
5 - High gain	18.3%	24.4%
6 - Very high gain	7.6%	0.0%
	MEAN=	3.22
64. Skills in gathering information		
0 - A loss	0.0%	0.0%
1 - No gain	4.4%	4.9%
2 - Very slight gain	8.4%	4.9%
3 - Slight gain	12.5%	12.2%
4 - Moderate gain	28.5%	43.9%
5 - High gain	30.8%	26.8%
6 - Very high gain	15.4%	7.3%
	MEAN=	4.19

	ALL	
	GRAD SENIORS	NURS SENIORS
65. Technical knowledge		
0 - A loss	0.0%	0.0%
1 - No gain	7.3%	7.3%
2 - Very slight gain	10.8%	9.8%
3 - Slight gain	13.7%	17.1%
4 - Moderate gain	27.9%	29.3%
5 - High gain	28.2%	29.3%
6 - Very high gain	12.2%	7.3%
	MEAN=	3.96
		3.85
66. Scholarly knowledge		
0 - A loss	0.0%	0.0%
1 - No gain	2.6%	2.4%
2 - Very slight gain	2.6%	4.9%
3 - Slight gain	10.2%	9.8%
4 - Moderate gain	26.2%	39.0%
5 - High gain	39.0%	31.7%
6 - Very high gain	19.5%	12.2%
	MEAN=	4.55
		4.29
67. Your gender is:		
1 - Male	35.3%	0.0%
2 - Female	64.7%	100.0%
68. Your primary ethnic group is:		
1 - White/Anglo/Caucasian	84.4%	85.4%
2 - African American	2.1%	2.4%
3 - Hispanic/Chicano(a)/Latino(a)	6.5%	4.9%
4 - Asian	5.6%	7.3%
5 - Native American/American Indian/Aleut	1.5%	0.0%
69. Your year of birth is:	MEAN=	1973
		1970
70. The highest education level completed by your mother was:		
1 - Grade school	2.0%	7.3%
2 - Junior high	0.6%	0.0%
3 - Some high school	3.2%	2.4%
4 - High school graduate	29.6%	31.7%
5 - Vocational/technical/business (beyond high school)	6.1%	2.4%
6 - Some college	23.5%	12.2%
7 - Completed college (4 year degree)	23.2%	31.7%
8 - Graduate or Professional school	11.9%	12.2%
71. The highest education level completed by your father was:		
1 - Grade school	2.6%	7.3%
2 - Junior high	1.8%	2.4%
3 - Some high school	3.8%	2.4%
4 - High school graduate	17.3%	17.1%
5 - Vocational/technical/business (beyond high school)	8.8%	7.3%
6 - Some college	22.3%	17.1%
7 - Completed college (4 year degree)	21.7%	17.1%
8 - Graduate or Professional school	21.7%	29.3%

	ALL	
	GRAD SENIORS	NURS SENIORS
72. Your current marital status is:		
1 - Single, never married	60.8%	51.2%
2 - Married	29.4%	39.0%
3 - Separated	0.9%	0.0%
4 - Divorced	7.3%	9.8%
5 - Widowed	0.3%	0.0%
6 - Other	1.5%	0.0%