

## CU-Colorado Springs 2002 Graduating Seniors Survey Report For Summer 2001 through Spring 2002

	2001 GRAD SENIORS	2002 GRAD SENIORS	%
	CHANGE		
<b>SECTION A: EDUCATION AT CU-COLORADO SPRINGS</b>			
1. When did you start work toward a degree program at CU-Colorado Springs?	N= 350	355	
2001	0.0%	4.2%	4.2%
2000	2.1%	15.6%	13.5%
1999	15.1%	23.0%	7.9%
1998	26.1%	26.9%	0.8%
1997 and before	56.7%	29.8%	-26.9%
2. What was your initial student level?			
1 - Freshman	35.8%	38.3%	2.5%
2 - Transfer (Please go to Q. 2a)	61.6%	60.0%	-1.6%
3 - Unclassified	2.6%	1.7%	-0.9%
2a. If you were a transfer student, from which institution did you transfer?	N= 213	207	
Other	48%	46.9%	-1.1%
PPCC (Pikes Peak Community College)	30.1%	32.4%	2.3%
CU-Boulder (University of Colorado at Boulder)	6.6%	3.9%	-2.7%
CSU (Colorado State University)	3.5%	4.3%	0.8%
USC (University of Southern Colorado)	3.5%	1.9%	-1.6%
UNC (University of Northern Colorado)	3.1%	2.9%	-0.2%
Adams State	1.7%	1.0%	-0.7%
Ft. Lewis	1.3%	0.5%	-0.8%
CU-Denver (University of Colorado at Denver)	0.9%	0.5%	-0.4%
Metro State College	0.4%	1.9%	1.5%
Colorado School of Mines	0.4%	0.5%	0.1%
CTU (Colorado Technical University)	0.4%	0.5%	0.1%
Western State	0.0%	1.4%	1.4%
Regis University	0.0%	1.0%	1.0%
US Air Force Academy	0.0%	0.5%	0.5%
3. What was your initial student tuition classification?			
1 - Resident	87.6%	84.5%	-3.1%
2 - Non-resident	12.4%	15.5%	3.1%
4. During your studies at CU-Colorado Springs, what was your course load during most semesters?			
1 - Full-time (12 or more hours a semester)	89.7%	89.5%	-0.2%
2 - Part-time	10.3%	10.4%	0.1%
5. When will you graduate from CU-Colorado Springs? Please indicate semester and year.			
Summer 2001	3.17%	0.0%	-3.2%
Fall 2001	20.7%	6.5%	-14.2%
Spring 2002	76.1%	93.5%	17.4%

	<b>2001 GRAD SENIORS</b>	<b>2002 GRAD SENIORS</b>	<b>% CHANGE</b>	
6. Which degree will you receive at the time of the above graduation?				
1 - Bachelor of Arts	63.8%	66.9%	3.1%	
2 - Bachelor of Science	36.2%	33.1%	-3.1%	
7. In what major(s) will you receive your degree from CU-Colorado Springs?				
Psychology	15.2%	13.3%	-1.9%	
Nursing	11.4%	7.4%	-4.0%	
Communication	8.7%	12.7%	4.0%	
Biology	6.2%	8.8%	2.6%	
Electrical Engineering	6.0%	4.0%	-2.0%	
Sociology	5.7%	6.8%	1.1%	
English	5.7%	4.0%	-1.7%	
Computer Science	5.4%	5.7%	0.3%	
Geography & Environmental Studies	5.4%	4.2%	-1.2%	
History	4.3%	4.0%	-0.3%	
Anthropology	3.0%	1.4%	-1.6%	
Political Science	2.4%	5.1%	2.7%	
Visual Arts	2.4%	1.7%	-0.7%	
Other	2.2%	0.0%	-2.2%	
Finance	2.2%	0.8%	-1.4%	
Organizational Management	1.9%	0.3%	-1.6%	
Economics	1.6%	0.8%	-0.8%	
Marketing	1.4%	2.3%	0.9%	
Philosophy	1.4%	2.0%	0.6%	
Information Systems	1.1%	0.6%	-0.5%	
Applied Mathematics	1.1%	0.3%	-0.8%	
Mathematics	0.8%	2.0%	1.2%	
Spanish	0.8%	0.8%	0.0%	
General Business	0.8%	0.3%	-0.5%	
Mechanical Engineering	0.5%	2.0%	1.5%	
Art History	0.5%	1.4%	0.9%	
Accounting	0.5%	1.1%	0.6%	
Physics	0.5%	0.6%	0.1%	
Chemistry (BA or BS)	0.3%	0.6%	0.3%	
Personnel/Human Resources Management	0.3%	0.6%	0.3%	
Distributed Studies - Justice/Public admin.	0.3%	0.3%	0.0%	
Marketing/Information Systems	0.3%	0.3%	0.0%	
Health Care Services	0.0%	2.5%	2.5%	
Accounting/Information Systems	0.0%	0.8%	0.8%	
Finance/Information Systems	0.0%	0.6%	0.6%	
8. In which school/college are you enrolled as an undergraduate at CU-Colorado Springs?				
1 - Letters, Arts and Sciences	66.1%	69.8%	3.7%	
2 - Business	7.8%	7.1%	-0.7%	
3 - Engineering	13.8%	14.1%	0.3%	
4 - Nursing	12.4%	9.0%	-3.4%	
9. Have you changed colleges (as listed in Question 8) during your studies at CU-Colorado Springs?				
1 - Yes	10.9%	8.7%	-2.2%	
2 - No	89.1%	91.3%	2.2%	
10. What is your current cumulative grade point average?				
	MEAN=	3.28	3.19	-

	<u>2001 GRAD</u> <u>SENIORS</u>	<u>2002 GRAD</u> <u>SENIORS</u>	<u>%</u> <u>CHANGE</u>
11a. To what extent has CU-Colorado Springs provided you assistance to succeed academically			
1-Very Little	N/A	3.8%	-
2-Some	N/A	29.0%	-
3-Much	N/A	47.2%	-
4-Very Much	N/A	20.0%	-
11b. To what extent has CU-Colorado Springs provided you with the ability to deal with non academic obligations (i.e. work or family)?			
1-Very Little	N/A	21.7%	-
2-Some	N/A	35.4%	-
3-Much	N/A	32.5%	-
4-Very Much	N/A	10.4%	-
11c. To what extent had CU-Colorado Springs provided support for your social interactions with other students?			
1-Very Little	N/A	20.1%	-
2-Some	N/A	41.3%	-
3-Much	N/A	29.4%	-
4-Very Much	N/A	9.3%	-
12. What was your primary purpose in obtaining a degree? CIRCLE ONE ANSWER ONLY.			
1 - To obtain a general education.	6.7%	5.5%	-1.2%
2 - To satisfy my parents' desire.	1.2%	0.6%	-0.6%
3 - To discover what type of occupation I desire.	2.3%	3.2%	0.9%
4 - To become better qualified for future employment.	38.1%	39.9%	1.8%
5 - To become better qualified for my present employment.	1.5%	2.3%	0.8%
6 - To qualify for advancement in my field of employment.	2.6%	3.2%	0.6%
7 - To prepare for a better job than my present employment.	6.4%	6.0%	-0.4%
8 - To prepare for changing my occupation.	6.7%	4.6%	-2.1%
9 - To prepare for a graduate degree.	11.6%	18.1%	6.5%
10 - Personal Fulfillment	20.3%	13.8%	-6.5%
11 - Other	2.6%	2.9%	0.3%
13. Have you applied to an advanced degree (beyond bachelor's) or certificate program?			
1 - Yes, full-time	9.3%	12.7%	3.4%
2 - Yes, part-time	2.0%	1.4%	-0.6%
3 - No (go to Q. 12b)	88.7%	85.9%	-2.8%
13a. If yes, what is the program in which you will be enrolled and at what university?			
	N=	35	46
Program:			
MA (Master of Arts)	31.4%	6.5%	-24.9%
Other (general graduate courses)	20.2%	37.0%	16.8%
MS (Master of Science)	5.7%	2.2%	-3.5%
MBA (Master of Business Administration)	5.7%	6.5%	0.8%
MPA (Master of Public Administration)	5.7%	2.2%	-3.5%
Juris Doctor	2.9%	6.5%	3.6%
TEP (Teacher Education Program)	2.9%	21.7%	18.8%
MCJ (Master of Criminal Justice)	2.9%	2.2%	-0.7%
SELP (Special Education Licensure Program)	2.9%	4.3%	1.4%
MD (Medical Doctor)	2.9%	10.9%	8.0%

	2001 GRAD SENIORS	2002 GRAD SENIORS	% CHANGE
--	----------------------	----------------------	-------------

University:

UCCS	41.2%	50.0%	8.8%
Other	44.0%	34.2%	-9.8%
DU (University of Denver)	11.8%	2.6%	-9.2%
CSU (Colorado State University)	0.0%	5.3%	5.3%
CU-Boulder	0.0%	5.3%	5.3%
CTU (Colorado Technical University)	2.9%	2.6%	-0.3%

13b. If no, do you plan to pursue an advanced degree in the near future?

1 - Yes	68.9%	77.3%	8.4%
2 - No	31.1%	22.7%	-8.4%

**SECTION B: EMPLOYMENT**

14. What are your plans immediately following graduation?

1 - Seek employment	42.4%	37.7%	-4.7%
2 - Attend graduate school	12.8%	12.3%	-0.5%
3 - Continue current employment	14.8%	11.4%	-3.4%
4 - Both attend graduate school and seek or continue employment	14.2%	21.7%	7.5%
5 - Go into the Teacher Education Program	4.1%	4.6%	0.5%
6 - Be a homemaker	0.6%	1.1%	0.5%
7 - Take time off	4.9%	4.6%	-0.3%
8 - Other	6.1%	6.6%	0.5%

15. On average, how many hours per week do you currently spend in paid employment? MEAN=

22.60	23.14	-
-------	-------	---

16. How much of your paid employment is related to your field of study?

1- Not Related	N/A	37.4%	-
2- Sometimes Related	N/A	25.9%	-
3-More Related Than Not	N/A	12.9%	-
4- Highly Related	N/A	23.5%	-

17. If you are not employed, what is your current source of income? N=

Spouse	67	57	44.8%	38.6%	-6.2%
Parents			23.9%	12.3%	-11.6%
Loans/Grants			11.9%	17.5%	5.6%
Savings			9.0%	15.8%	6.8%
Other			6.0%	5.3%	-0.7%
Retirement			3.0%	5.3%	2.3%
Stipend			1.5%	3.5%	2.0%
Welfare			0.0%	1.8%	1.8%

**Please circle the number that reflects your opinion on the following items:**

18. My studies at CU-Colorado Springs enhanced my ability to get a job.

1 - Strongly Disagree	1.2%	1.7%	0.5%
2 - Disagree	5.9%	3.7%	-2.2%
3 - Slightly Disagree	3.7%	2.0%	-1.7%
4 - Slightly Agree	12.5%	18.1%	5.6%
5 - Agree	49.2%	52.6%	3.4%
6 - Strongly Agree	27.4%	21.8%	-5.6%

MEAN=	4.85	4.82	-
-------	------	------	---

	<u>2001 GRAD</u>	<u>2002 GRAD</u>	<u>%</u>
	<u>SENIORS</u>	<u>SENIORS</u>	<u>CHANGE</u>
19. I am pleased with my choice of degree program.			
1 - Strongly Disagree	0.3%	0.9%	0.6%
2 - Disagree	1.9%	2.0%	0.1%
3 - Slightly Disagree	2.2%	2.6%	0.4%
4 - Slightly Agree	8.1%	8.5%	0.4%
5 - Agree	42.7%	41.6%	-1.1%
6 - Strongly Agree	44.9%	44.4%	-0.5%
MEAN=	5.26	5.21	-
20. My degree program provided me detailed understanding of my anticipated career.			
1 - Strongly Disagree	2.8%	3.2%	0.4%
2 - Disagree	7.8%	4.3%	-3.5%
3 - Slightly Disagree	7.8%	8.3%	0.5%
4 - Slightly Agree	26.0%	28.9%	2.9%
5 - Agree	39.5%	35.8%	-3.7%
6 - Strongly Agree	16.0%	19.5%	3.5%
MEAN=	4.39	4.48	-
21. The education I received at CU-Colorado Springs helped me understand how diversity issues are interrelated in regional, national and global relations.			
1 - Strongly Disagree	N/A	3.2%	-
2 - Disagree	N/A	3.7%	-
3 - Slightly Disagree	N/A	8.9%	-
4 - Slightly Agree	N/A	31.0%	-
5 - Agree	N/A	35.3%	-
6 - Strongly Agree	N/A	17.8%	-
MEAN=	N/A	4.45	-
22. The technical skills I learned at CU-Colorado Springs were complete and up-to-date.			
1 - Strongly Disagree	0.6%	1.5%	0.9%
2 - Disagree	2.8%	2.0%	-0.8%
3 - Slightly Disagree	6.0%	7.9%	1.9%
4 - Slightly Agree	20.8%	21.9%	1.1%
5 - Agree	52.2%	47.5%	-4.7%
6 - Strongly Agree	17.6%	19.2%	1.6%
MEAN=	4.74	4.70	-
23. In general, CU-Colorado Springs faculty are available and willing to help me complete my program of study.			
1 - Strongly Disagree	N/A	0.9%	-
2 - Disagree	N/A	2.0%	-
3 - Slightly Disagree	N/A	1.7%	-
4 - Slightly Agree	N/A	11.2%	-
5 - Agree	N/A	49.1%	-
6 - Strongly Agree	N/A	35.1%	-
MEAN=	N/A	5.11	-
24. I would recommend my degree program to another student.			
1 - Strongly Disagree	1.9%	2.3%	0.4%
2 - Disagree	1.9%	2.6%	0.7%
3 - Slightly Disagree	5.3%	4.0%	-1.3%
4 - Slightly Agree	13.8%	14.0%	0.3%
5 - Agree	47.2%	39.3%	-7.9%

		<b>2001 GRAD</b>	<b>2002 GRAD</b>	<b>%</b>
		<b>SENIORS</b>	<b>SENIORS</b>	<b>CHANGE</b>
6 - Strongly Agree		30.0%	37.8%	7.8%
	MEAN=	4.93	4.99	-

**SECTION C: RATING MY EDUCATION AT CU-COLORADO SPRINGS**

25. In retrospect, do you wish you had chosen a different program of study?

1 - Yes		15.2%	14.1%	-1.1%
2 - No (Go to Q. 28)		84.8%	85.9%	1.1%

25a. If yes, what degree program do you wish you had chosen?

	N=	50	48	
Other		30.0%	12.5%	-17.5%
General Business		20.0%	12.5%	-7.5%
Information Systems		12.0%	6.3%	-5.7%
Not offered		6.0%	6.3%	0.3%
Electrical Engineering		6.0%	2.1%	-3.9%
Biology		4.0%	10.4%	6.4%
Computer Science		4.0%	10.4%	6.4%
Not sure		4.0%	4.2%	0.2%
Finance		4.0%	2.1%	-1.9%
Marketing		4.0%	2.1%	-1.9%
Political Science		2.0%	4.2%	2.2%
Anthropology		2.0%	2.1%	0.1%
English		2.0%	2.1%	0.1%
Health Care Services		0.0%	6.3%	6.3%
Art History		0.0%	4.2%	4.2%
Sociology		0.0%	2.1%	2.1%
Organizational Management		0.0%	2.1%	2.1%
Mechanical Engineering		0.0%	2.1%	2.1%
Economics		0.0%	2.1%	2.1%
Chemistry (BA or BS)		0.0%	2.1%	2.1%
Accounting/Information Systems		0.0%	2.1%	2.1%

26. How many courses (not hours) did you complete your last two full semesters (not including summer term) at CU-Colorado Springs?

0-6		20.1%	23.0%	2.9%
7 or more		79.9%	77.0%	-2.9%
	MEAN=	9.34	8.65	-

27. How many of these courses required you to complete:

a - in class writing assignments (other than English classes).		2.42	2.83	-
b - out of class writing assignment(s) (other than English classes) of at least 10 pages.		2.95	3.03	-
c - oral presentation(s) (other than communication classes).		2.45	2.62	-
d - group project(s)/activities.		3.17	3.22	-
e - problems requiring quantitative (mathematical) skills (other than math classes).		2.56	2.47	-
f - computer applications (either mainframe or personal computer in classes other than computer science or information systems).		2.67	2.82	-
g - activities requiring knowledge of other cultures (other than foreign language classes).		1.84	2.31	-
h - scientific methodology.		2.72	2.48	-

28. I learned a variety of new intellectual concepts during my university education.

1 - Strongly Disagree		0.3%	0.3%	0.0%
2 - Disagree		2.0%	1.4%	-0.6%
3 - Slightly Disagree		1.4%	2.3%	0.9%
4 - Slightly Agree		11.0%	13.2%	2.2%

		2001 GRAD SENIORS	2002 GRAD SENIORS	% CHANGE
5 - Agree		49.9%	51.3%	1.4%
6 - Strongly Agree		35.4%	31.5%	-3.9%
	MEAN=	5.14	5.08	-
29. I learned the theoretical foundations of the academic disciplines I studied during my university education.				
1 - Strongly Disagree		0.0%	0.8%	0.8%
2 - Disagree		1.7%	0.8%	-0.9%
3 - Slightly Disagree		2.3%	1.7%	-0.6%
4 - Slightly Agree		13.9%	16.7%	2.8%
5 - Agree		53.9%	52.0%	-1.9%
6 - Strongly Agree		28.1%	28.0%	-0.1%
	MEAN=	5.04	5.02	-
30. If you attended another college or university prior to attending CU-Colorado Springs, go to question 33a. If you did not attend another college or university, go to question 33c.				
30a. What type of college did you attend prior to enrolling at CU-Colorado Springs?				
	N=	257	222	
2-year college		45.1%	56.3%	11.2%
4-year college		22.6%	19.8%	-2.8%
University		32.3%	23.9%	-8.4%
30b. How many hours of college credit did you transfer to CU-Colorado Springs?				
	MEAN=	51.26	52.53	-
<b>31. How would you rate the overall quality of YOUR education at CU-Colorado Springs, in the following areas?</b>				
ORAL COMMUNICATION (e.g., public speaking, small groups, one-on-one)				
1- Very Poor		0.3%	0.6%	0.3%
2- Poor		4.4%	2.8%	-1.6%
3- Fair		21.2%	23.2%	2.0%
4- Good		58.7%	56.4%	-2.3%
5- Excellent		15.4%	17.0%	1.6%
	MEAN=	3.85	3.86	-
QUANTITATIVE SKILLS (e.g., math, statistics)				
1- Very Poor		0.0%	0.6%	0.6%
2- Poor		3.2%	4.9%	1.7%
3- Fair		27.9%	26.9%	-1.0%
4- Good		49.3%	49.4%	0.1%
5- Excellent		19.6%	18.3%	-1.3%
	MEAN=	3.85	3.80	-
SCIENTIFIC REASONING (e.g., scientific reasoning and methods)				
1- Very Poor		0.3%	0.6%	0.3%
2- Poor		2.1%	3.7%	1.6%
3- Fair		21.7%	23.0%	1.3%
4- Good		56.1%	49.4%	-6.7%
5- Excellent		19.9%	23.3%	3.4%
	MEAN=	3.93	3.91	-
QUALITATIVE SKILLS (e.g., personal analysis, perception, intuition)				
1- Very Poor		0.3%	0.6%	0.3%
2- Poor		0.9%	3.1%	2.2%
3- Fair		17.7%	19.6%	1.9%

	<b>2001 GRAD SENIORS</b>	<b>2002 GRAD SENIORS</b>	<b>% CHANGE</b>
4- Good	53.5%	48.3%	-5.2%
5- Excellent	27.6%	28.4%	0.8%
MEAN=	4.07	4.01	-
<b>ANALYTICAL REASONING (e.g., logic)</b>			
1- Very Poor	0.6%	0.8%	0.2%
2- Poor	2.6%	2.0%	-0.6%
3- Fair	18.1%	21.5%	3.4%
4- Good	52.6%	51.4%	-1.2%
5- Excellent	26.0%	24.3%	-1.7%
MEAN=	4.01	3.96	-
<b>GRAPHIC COMMUNICATION (e.g., using charts, graphs)</b>			
1- Very Poor	2.0%	1.7%	-0.3%
2- Poor	9.6%	8.3%	-1.3%
3- Fair	31.8%	35.0%	3.2%
4- Good	40.5%	41.6%	1.1%
5- Excellent	16.0%	13.4%	-2.6%
MEAN=	3.59	3.57	-
<b>READING SKILLS</b>			
1- Very Poor	0.0%	0.0%	0.0%
2- Poor	2.9%	3.7%	0.8%
3- Fair	16.0%	15.6%	-0.4%
4- Good	48.3%	48.0%	-0.3%
5- Excellent	32.8%	32.7%	-0.1%
MEAN=	4.11	4.10	-
<b>WRITING SKILLS</b>			
1- Very Poor	0.0%	0.0%	0.0%
2- Poor	2.0%	2.8%	0.8%
3- Fair	13.7%	14.7%	1.0%
4- Good	49.4%	47.3%	-2.1%
5- Excellent	34.9%	35.1%	0.2%
MEAN=	4.17	4.15	-
<b>PROBLEM SOLVING SKILLS (e.g., critical thinking)</b>			
1- Very Poor	0.6%	0.6%	0.0%
2- Poor	1.2%	1.4%	0.2%
3- Fair	9.1%	15.8%	6.7%
4-Good	54.5%	49.2%	-5.3%
5- Excellent	34.6%	33.1%	-1.5%
MEAN=	4.21	4.13	-
<b>WORKING WITH OTHERS (e.g., teams, groups, etc.)</b>			
1- Very Poor	0.9%	1.1%	0.2%
2- Poor	3.2%	2.0%	-1.2%
3- Fair	14.5%	15.8%	1.3%
4- Good	42.4%	46.3%	3.9%
5- Excellent	39.0%	34.7%	-4.3%
MEAN=	4.15	4.12	-
<b>INFORMATION GATHERING SKILLS (e.g. library, internet, etc.)</b>			
1- Very Poor	0.6%	1.4%	0.8%
2- Poor	5.8%	4.2%	-1.6%
3- Fair	18.4%	20.1%	1.7%



	2001 GRAD SENIORS	2002 GRAD SENIORS	% CHANGE
4- Good	42.6%	41.1%	-1.5%
5- Excellent	32.7%	33.1%	0.4%
MEAN=	4.01	4.00	-
<b>MOTIVATION</b>			
1- Very Poor	1.7%	1.7%	0.0%
2- Poor	3.5%	4.2%	0.7%
3- Fair	19.7%	23.5%	3.8%
4- Good	56.8%	46.7%	-10.1%
5- Excellent	18.3%	23.8%	5.5%
MEAN=	3.86	3.87	-
<b>SELF-DISCIPLINE</b>			
1- Very Poor	0.6%	0.3%	-0.3%
2- Poor	4.1%	2.6%	-1.5%
3- Fair	18.0%	18.2%	0.2%
4- Good	49.9%	53.0%	3.1%
5- Excellent	27.5%	25.9%	-1.6%
MEAN=	4.00	4.02	-
<b>MULTI-CULTURAL AWARENESS (e.g., sensitivity to others unlike you)</b>			
1- Very Poor	2.0%	1.7%	-0.3%
2- Poor	4.7%	4.9%	0.2%
3- Fair	25.9%	23.8%	-2.1%
4- Good	38.4%	38.1%	-0.3%
5- Excellent	29.1%	31.5%	2.4%
MEAN=	3.88	3.93	-
<b>UNDERSTANDING &amp; SYNTHESIZING HISTORICAL EVENTS (e.g., understanding of today's world in light of the past)</b>			
1- Very Poor	1.7%	1.4%	-0.3%
2- Poor	7.3%	7.4%	0.1%
3- Fair	29.7%	26.4%	-3.3%
4- Good	42.4%	41.8%	-0.6%
5- Excellent	18.9%	22.9%	4.0%
MEAN=	3.69	3.77	-
<b>PRIMARY COLLEGE OF ACADEMIC WORK</b>			
1- Very Poor	0.0%	0.9%	0.9%
2- Poor	1.5%	2.0%	0.5%
3- Fair	10.3%	14.0%	3.7%
4- Good	60.6%	55.7%	-4.9%
5- Excellent	27.6%	27.4%	-0.2%
MEAN=	4.14	4.07	-
<b>OVERALL INSTRUCTION</b>			
1- Very Poor	0.3%	0.0%	-0.3%
2- Poor	0.9%	1.4%	0.5%
3- Fair	13.4%	10.2%	-3.2%
4- Good	60.8%	58.8%	-2.0%
5- Excellent	24.7%	29.5%	4.8%
MEAN=	4.09	4.16	-
<b>32. CU-Colorado Springs prepared me well for my field of specialization.</b>			
1 - Strongly Disagree	0.9%	1.4%	0.5%
2 - Disagree	4.3%	2.5%	-1.8%
3 - Slightly Disagree	4.6%	6.8%	2.2%

	<b>2001 GRAD SENIORS</b>	<b>2002 GRAD SENIORS</b>	<b>% CHANGE</b>
4 - Slightly Agree	25.5%	22.9%	-2.6%
5 - Agree	52.5%	47.3%	-5.2%
6 - Strongly Agree	12.2%	19.0%	6.8%
MEAN=	4.61	4.69	-
33. The education I received at CU-Colorado Springs contributed to my personal growth in helping me recognize my rights, responsibilities, and privileges as a citizen.			
1 - Strongly Disagree	N/A	1.4%	-
2 - Disagree	N/A	5.6%	-
3 - Slightly Disagree	N/A	6.8%	-
4 - Slightly Agree	N/A	22.6%	-
5 - Agree	N/A	40.7%	-
6 - Strongly Agree	N/A	22.9%	-
MEAN=	N/A	4.64	-
34. Overall, I am satisfied with the education I received at CU-Colorado Springs.			
1 - Strongly Disagree	1.2%	0.8%	-0.4%
2 - Disagree	1.4%	5.6%	4.2%
3 - Slightly Disagree	3.8%	6.8%	3.0%
4 - Slightly Agree	13.9%	22.6%	8.7%
5 - Agree	56.4%	40.7%	-15.7%
6 - Strongly Agree	23.4%	22.9%	-0.5%
MEAN=	4.93	5.02	-
35. I would send my child(ren) to CU-Colorado Springs.			
1 - Strongly Disagree	3.2%	2.9%	-0.3%
2 - Disagree	3.2%	3.7%	0.5%
3 - Slightly Disagree	8.8%	5.7%	-3.1%
4 - Slightly Agree	18.4%	20.1%	1.7%
5 - Agree	41.8%	45.3%	3.5%
6 - Strongly Agree	24.6%	22.3%	-2.3%
MEAN=	4.66	4.68	-
36. I would never recommend CU-Colorado Springs to a prospective student.			
1 - Strongly Disagree	44.2%	44.5%	0.3%
2 - Disagree	38.2%	35.7%	-2.5%
3 - Slightly Disagree	8.4%	8.5%	0.1%
4 - Slightly Agree	4.3%	5.1%	0.8%
5 - Agree	1.7%	3.7%	2.0%
6 - Strongly Agree	3.2%	2.5%	-0.7%
MEAN=	1.91	1.95	-
37. I sought formal advisement on a regular basis (at least once a semester).			
1 - Strongly Disagree	13.3%	8.3%	-5.0%
2 - Disagree	24.0%	21.5%	-2.5%
3 - Slightly Disagree	10.1%	13.2%	3.1%
4 - Slightly Agree	17.6%	20.1%	2.5%
5 - Agree	22.5%	22.6%	0.1%
6 - Strongly Agree	12.4%	14.3%	1.9%
MEAN=	3.49	3.70	-
38. The faculty at CU-Colorado Springs used examples of diversity (different cultures, religions,races, people with disabilities, etc.) in their class material.			
1 - Strongly Disagree	N/A	1.7%	-
2 - Disagree	N/A	4.6%	-

	2001 GRAD SENIORS	2002 GRAD SENIORS	% CHANGE
3 - Slightly Disagree	N/A	7.5%	-
4 - Slightly Agree	N/A	32.0%	-
5 - Agree	N/A	39.8%	-
6 - Strongly Agree	N/A	14.4%	-
MEAN=	N/A	4.47	-
39. During the years you were completing your degree at CU-Colorado Springs, how often were courses you needed for your general education requirements unavailable in the semester you needed them?			
1 - Never	22.3%	26.7%	4.4%
2 - Rarely	37.0%	29.3%	-7.7%
3 - Sometimes	31.5%	33.5%	2.0%
4 - Often	8.4%	9.1%	0.7%
5 - Always	0.9%	1.4%	0.5%
40. How often were courses needed for your major unavailable in the semester you needed them?			
1 - Never	24.9%	21.5%	-3.4%
2 - Rarely	33.6%	26.0%	-7.6%
3 - Sometimes	29.9%	32.5%	2.6%
4 - Often	10.1%	17.8%	7.7%
5 - Always	1.4%	2.3%	0.9%
41. How would you evaluate the advising you received in your major program of study?			
1- Very Poor	4.7%	4.0%	-0.7%
2- Poor	11.1%	8.6%	-2.5%
3- Fair	23.2%	22.1%	-1.1%
4- Good	36.7%	38.4%	1.7%
5- Excellent	24.0%	26.9%	2.9%
42. How would you evaluate the advising you received from the Student Success Center?			
1- Very Poor	4.5%	2.3%	-2.2%
2- Poor	11.0%	7.6%	-3.4%
3- Fair	25.0%	25.1%	0.1%
4- Good	33.3%	39.4%	6.1%
5- Excellent	25.9%	25.7%	-0.2%
43. Did you work directly with any faculty member on research or creative projects during your time at CU-Colorado Springs, either in or outside of class?			
1 - Yes	43.4%	42.0%	-1.4%
2 - No	56.6%	58.0%	1.4%
44. How many hours per week do you spend in volunteer, charity, or other community activities that you are involved with as part of your education?			
1- None	N/A	55.0%	-
2- 1-5	N/A	31.2%	-
3- 5-10	N/A	7.9%	-
4-10-15	N/A	3.1%	-
5-Over 15	N/A	2.8%	-
45. Approximately how many faculty members took an interest in your educational and career goals (other than for advising purposes) during your years at CU-Colorado Springs?			
1 - None	23.3%	21.5%	-1.8%
2 - One	22.4%	19.5%	-2.9%
3 - Two or Three	38.5%	44.8%	6.3%
4 - Four or More	15.7%	14.2%	-1.5%
46. How often, either formally or informally, did you meet with faculty members outside of regular			

	<b>2001 GRAD SENIORS</b>	<b>2002 GRAD SENIORS</b>	<b>% CHANGE</b>
classroom hours?			
1 - Never	7.9%	13.9%	6.0%
2 - Occasionally	N/A	63.7%	-
3 - Often	19.3%	18.4%	-0.9%
4 - Very Often	0.0%	4.0%	4.0%
47. As a student at CU-Colorado Springs, have you completed an internship, field experience, co_op experience, practicum, or clinical assignment?			
1 - Yes	N/A	40.1%	-
2 - No	N/A	59.9%	-
48. To what extent have you used electronic technologies (computer software, email, Internet, etc.), to complete class assignments?			
1 - Never	N/A	2.3%	-
2 - Occasionally	N/A	11.1%	-
3 - Often	N/A	26.4%	-
4 - Very Often	N/A	60.2%	-
49. In your opinion, what were the advantages of going to CU-Colorado Springs?			
Location	23.1%	19.3%	-3.8%
Small class size	10.3%	17.8%	7.5%
Faculty	8.6%	8.8%	0.2%
Cost	7.7%	6.6%	-1.1%
Small school/atmosphere	6.8%	7.9%	1.1%
Personable/small student:teacher ratio	6.0%	1.5%	-4.5%
Other	5.9%	5.1%	-0.8%
Quality education	4.2%	3.3%	-0.9%
Friendly atmosphere	3.6%	0.6%	-3.0%
Class hours/schedule	2.7%	2.1%	-0.6%
Good departmental programs	2.5%	1.5%	-1.0%
Good equipment, facilities, resources	2.4%	1.5%	-0.9%
Good reputation	1.9%	1.8%	-0.1%
Availability of faculty	1.9%	1.5%	-0.4%
Orientation to non-traditional students	1.9%	0.9%	-1.0%
Had major I wanted	1.8%	0.6%	-1.2%
Diverse course offerings	1.3%	1.5%	0.2%
High academic standards	1.3%	0.3%	-1.0%
Beautiful campus	0.9%	1.2%	0.3%
Diversity among students	0.9%	0.9%	0.0%
Night classes	0.9%	0.3%	-0.6%
Accredited	0.7%	0.6%	-0.1%
Older, mature student body	0.7%	0.3%	-0.4%
Well-rounded education	0.6%	0.9%	0.3%
Able to get a degree	0.3%	0.6%	0.3%
Classes taught by PhD's, not TA's	0.3%	0.6%	0.3%
Sports, near OTC	0.3%	0.3%	0.0%
Good career placement, guidance	0.1%	0.3%	0.2%

	<b>2001 GRAD SENIORS</b>	<b>2002 GRAD SENIORS</b>	<b>% CHANGE</b>
Convenient	0.0%	10.9%	10.9%
Good Cohesiveness, communication	0.0%	0.3%	0.3%

50. In your opinion, what were the disadvantages of going to CU-Colorado Springs?

Parking	23.7%	24.1%	0.4%
Other	14.3%	17.5%	3.2%
Need wider selection of courses	6.1%	5.8%	-0.3%
Little campus life/social life	5.9%	7.9%	2.0%
Class hours/schedule	4.9%	5.5%	0.6%
High fees, costs	4.7%	2.4%	-2.3%
Faculty	3.7%	5.2%	1.5%
Need more majors	2.9%	1.7%	-1.2%
Out-dated equipment, technology, Lack of	2.5%	1.7%	-0.8%
Lack of funding for departments/school	2.5%	0.7%	-1.8%
Poor student/customer services	2.5%	0.3%	-2.2%
School lacks a big name, not well-known	2.2%	2.4%	0.2%
Too many unnecessary requirements	2.2%	0.7%	-1.5%
School is too small	1.8%	2.4%	0.6%
Department/Program disorganized	1.8%	2.1%	0.3%
Poor academic advising	1.6%	1.7%	0.1%
Inadequate library resources	1.6%	1.4%	-0.2%
Lacking college atmosphere	1.6%	0.7%	-0.9%
Lack of sports	1.2%	0.7%	-0.5%
Location	1.2%	0.7%	-0.5%
Classes too big	1.2%	0.3%	-0.9%
No cohesiveness/communication	1.0%	0.7%	-0.3%
Bureaucracy	1.0%	0.3%	-0.7%
Lack of internships, practical/work experience	0.8%	2.4%	1.6%
Lack of diversity on campus	0.8%	2.1%	1.3%
Unfriendly, uncaring atmosphere	0.8%	0.7%	-0.1%
Staff	0.8%	0.3%	-0.5%
Lack of diversity among instructors	0.8%	0.3%	-0.5%
Group projects	0.6%	0.3%	-0.3%
Not enough night classes	0.6%	0.3%	-0.3%
Need more graduate programs	0.4%	1.0%	0.6%
Transfer of credits	0.4%	1.0%	0.6%
Lack of school spirit	0.4%	0.3%	-0.1%
Poor job placement, career guidance	0.4%	0.3%	-0.1%
Use of student funds	0.4%	0.0%	-0.4%
Lack of diversity among students	0.2%	1.0%	0.8%
Lack of financial aid	0.2%	0.7%	0.5%
Overshadowed by Boulder	0.2%	0.7%	0.5%
Classes taught by TA's, not PhD's	0.2%	0.3%	0.1%
Students too young	0.2%	0.0%	-0.2%

	<u>2001 GRAD</u>	<u>2002 GRAD</u>	<u>%</u>
	<u>SENIORS</u>	<u>SENIORS</u>	<u>CHANGE</u>
Classes Too Small	0.0%	0.7%	0.7%
Liberal attitude	0.0%	0.3%	0.3%

**Section D: Personal Development (These questions are intended to report your areas of gains/losses, not your level of satisfaction.)**

On items 51 through 67, please evaluate the degree of personal development or gain which resulted from your attendance at CU-Colorado Springs.

<b>51. Problem-solving ability</b>			
0 - A loss	0.0%	0.0%	0.0%
1 - No gain	3.2%	2.0%	-1.2%
2 - Very slight gain	6.7%	3.4%	-3.3%
3 - Slight gain	13.7%	13.0%	-0.7%
4 - Moderate gain	39.2%	39.9%	0.7%
5 - High gain	32.8%	33.4%	0.6%
6 - Very high gain	4.4%	8.2%	3.8%
	MEAN=	4.05	4.24
			-
<b>52. Skill in written expression</b>			
0 - A loss	0.9%	0.0%	-0.9%
1 - No gain	3.8%	2.5%	-1.3%
2 - Very slight gain	3.5%	3.1%	-0.4%
3 - Slight gain	13.6%	12.7%	-0.9%
4 - Moderate gain	29.9%	32.6%	2.7%
5 - High gain	34.2%	34.3%	0.1%
6 - Very high gain	14.2%	14.7%	0.5%
	MEAN=	4.27	4.37
			-
<b>53. Skill in oral expression</b>			
0 - A loss	0.9%	0.3%	-0.6%
1 - No gain	4.4%	4.5%	0.1%
2 - Very slight gain	7.3%	5.7%	-1.6%
3 - Slight gain	17.7%	13.6%	-4.1%
4 - Moderate gain	32.3%	31.5%	-0.8%
5 - High gain	25.3%	33.2%	7.9%
6 - Very high gain	12.2%	11.1%	-1.1%
	MEAN=	4.01	4.16
			-
<b>54. Self-understanding</b>			
0 - A loss	1.2%	0.0%	-1.2%
1 - No gain	5.8%	4.3%	-1.5%
2 - Very slight gain	4.6%	4.0%	-0.6%
3 - Slight gain	14.5%	8.8%	-5.7%
4 - Moderate gain	25.8%	27.6%	1.8%
5 - High gain	35.4%	37.8%	2.4%
6 - Very high gain	12.8%	17.6%	4.8%
	MEAN=	4.15	4.43
			-
<b>55. Ability to manage emotions appropriately</b>			
0 - A loss	0.3%	0.9%	0.6%
1 - No gain	22.8%	14.5%	-8.3%
2 - Very slight gain	8.8%	7.1%	-1.7%
3 - Slight gain	14.9%	18.5%	3.6%
4 - Moderate gain	24.9%	29.1%	4.2%

	<b>2001 GRAD SENIORS</b>	<b>2002 GRAD SENIORS</b>	<b>% CHANGE</b>	
5 - High gain	21.6%	21.7%	0.1%	
6 - Very high gain	6.7%	8.3%	1.6%	
	MEAN=	3.33	3.58	-
<b>56. Ability to make close friends</b>				
0 - A loss	1.5%	1.1%	-0.4%	
1 - No gain	26.5%	15.9%	-10.6%	
2 - Very slight gain	10.5%	13.9%	3.4%	
3 - Slight gain	17.4%	18.8%	1.4%	
4 - Moderate gain	19.2%	21.6%	2.4%	
5 - High gain	17.4%	19.6%	2.2%	
6 - Very high gain	7.6%	9.1%	1.5%	
	MEAN=	3.09	3.39	-
<b>57. Appreciation for persons of other races and ethnic backgrounds</b>				
0 - A loss	1.7%	1.7%	0.0%	
1 - No gain	19.2%	11.7%	-7.5%	
2 - Very slight gain	10.5%	10.5%	0.0%	
3 - Slight gain	19.2%	14.8%	-4.4%	
4 - Moderate gain	20.9%	23.1%	2.2%	
5 - High gain	20.1%	26.5%	6.4%	
6 - Very high gain	8.4%	11.7%	3.3%	
	MEAN=	3.32	3.72	-
<b>58. Ability to relate to people</b>				
0 - A loss	0.3%	0.3%	0.0%	
1 - No gain	11.3%	5.4%	-5.9%	
2 - Very slight gain	11.3%	9.6%	-1.7%	
3 - Slight gain	19.1%	14.2%	-4.9%	
4 - Moderate gain	23.2%	28.6%	5.4%	
5 - High gain	27.0%	30.9%	3.9%	
6 - Very high gain	7.8%	11.0%	3.2%	
	MEAN=	3.66	4.02	-
<b>59. Knowledge of social/domestic issues</b>				
0 - A loss	0.6%	0.3%	-0.3%	
1 - No gain	9.0%	6.5%	-2.5%	
2 - Very slight gain	10.4%	6.8%	-3.6%	
3 - Slight gain	18.0%	15.3%	-2.7%	
4 - Moderate gain	26.7%	27.3%	0.6%	
5 - High gain	24.1%	29.3%	5.2%	
6 - Very high gain	11.3%	14.5%	3.2%	
	MEAN=	3.79	4.09	-
<b>60. Knowledge of international relations</b>				
0 - A loss	1.2%	0.6%	-0.6%	
1 - No gain	17.2%	8.0%	-9.2%	
2 - Very slight gain	15.1%	14.2%	-0.9%	
3 - Slight gain	21.8%	16.5%	-5.3%	
4 - Moderate gain	26.2%	28.4%	2.2%	
5 - High gain	11.6%	21.3%	9.7%	

	<b>2001 GRAD SENIORS</b>	<b>2002 GRAD SENIORS</b>	<b>% CHANGE</b>
6 - Very high gain	7.0%	11.1%	4.1%
MEAN=	3.17	3.72	-
<b>61. Ability to make ethical decisions</b>			
0 - A loss	0.6%	0.9%	0.3%
1 - No gain	19.8%	9.7%	-10.1%
2 - Very slight gain	7.6%	7.1%	-0.5%
3 - Slight gain	19.5%	17.0%	-2.5%
4 - Moderate gain	23.0%	25.0%	2.0%
5 - High gain	23.0%	27.6%	4.6%
6 - Very high gain	6.7%	12.8%	6.1%
MEAN=	3.40	3.89	-
<b>62. Appreciation for the arts</b>			
0 - A loss	0.9%	1.7%	0.8%
1 - No gain	17.5%	13.6%	-3.9%
2 - Very slight gain	11.4%	8.5%	-2.9%
3 - Slight gain	23.0%	22.7%	-0.3%
4 - Moderate gain	19.0%	19.0%	0.0%
5 - High gain	17.8%	21.6%	3.8%
6 - Very high gain	10.5%	12.8%	2.3%
MEAN=	3.37	3.60	-
<b>63. Appreciation for literature</b>			
0 - A loss	1.2%	1.4%	0.2%
1 - No gain	19.2%	12.8%	-6.4%
2 - Very slight gain	12.8%	12.2%	-0.6%
3 - Slight gain	22.7%	18.2%	-4.5%
4 - Moderate gain	18.0%	20.2%	2.2%
5 - High gain	16.9%	21.6%	4.7%
6 - Very high gain	9.3%	13.6%	4.3%
MEAN=	3.25	3.62	-
<b>64. Appreciation of the humanities</b>			
0 - A loss	3.5%	3.4%	-0.1%
1 - No gain	18.6%	11.4%	-7.2%
2 - Very slight gain	13.1%	10.3%	-2.8%
3 - Slight gain	16.0%	19.4%	3.4%
4 - Moderate gain	23.0%	25.1%	2.1%
5 - High gain	18.3%	17.7%	-0.6%
6 - Very high gain	7.6%	12.6%	5.0%
MEAN=	3.22	3.55	-
<b>65. Skills in gathering information</b>			
0 - A loss	0.0%	0.0%	0.0%
1 - No gain	4.4%	3.1%	-1.3%
2 - Very slight gain	8.4%	4.5%	-3.9%
3 - Slight gain	12.5%	13.3%	0.8%
4 - Moderate gain	28.5%	23.2%	-5.3%
5 - High gain	30.8%	36.8%	6.0%




	2001 GRAD SENIORS	2002 GRAD SENIORS	% CHANGE
6 - Very high gain	15.4%	19.0%	3.6%
MEAN=	4.19	4.43	-
66. Technical knowledge			
0 - A loss	0.0%	0.3%	0.3%
1 - No gain	7.3%	5.4%	-1.9%
2 - Very slight gain	10.8%	5.4%	-5.4%
3 - Slight gain	13.7%	10.8%	-2.9%
4 - Moderate gain	27.9%	29.5%	1.6%
5 - High gain	28.2%	31.7%	3.5%
6 - Very high gain	12.2%	17.0%	4.8%
MEAN=	3.96	4.27	-
67. Scholarly knowledge			
0 - A loss	0.0%	0.6%	0.6%
1 - No gain	2.6%	1.4%	-1.2%
2 - Very slight gain	2.6%	2.3%	-0.3%
3 - Slight gain	10.2%	8.8%	-1.4%
4 - Moderate gain	26.2%	26.7%	0.5%
5 - High gain	39.0%	36.4%	-2.6%
6 - Very high gain	19.5%	23.9%	4.4%
MEAN=	4.55	4.64	-
68. Your gender is:			
1 - Male	35.3%	35.1%	-0.2%
2 - Female	64.7%	64.9%	0.2%
69. Your primary ethnic group is:			
1 - White/Anglo/Caucasian	84.4%	83.9%	-0.5%
2 - African American	2.1%	4.9%	2.8%
3 - Hispanic/Chicano(a)/Latino(a)	6.5%	5.5%	-1.0%
4 - Asian	5.6%	3.2%	-2.4%
5 - Native American/American Indian/Aleut	1.5%	2.6%	1.1%
70. Your year of birth is:	MEAN= 1973	1973	-
71. The highest education level completed by your mother was:			
1 - Grade school	2.0%	1.1%	-0.9%
2 - Junior high	0.6%	1.7%	1.1%
3 - Some high school	3.2%	4.3%	1.1%
4 - High school graduate	29.6%	25.0%	-4.6%
5 - Vocational/technical/business (beyond high school)	6.1%	8.2%	2.1%
6 - Some college	23.5%	24.4%	0.9%
7 - Completed college (4 year degree)	23.2%	23.9%	0.7%
8 - Graduate or Professional school	11.9%	11.4%	-0.5%
72. The highest education level completed by your father was:			
1 - Grade school	2.6%	0.9%	-1.7%
2 - Junior high	1.8%	1.4%	-0.4%
3 - Some high school	3.8%	5.4%	1.6%
4 - High school graduate	17.3%	18.0%	0.7%
5 - Vocational/technical/business (beyond high school)	8.8%	8.6%	-0.2%

	<b>2001 GRAD SENIORS</b>	<b>2002 GRAD SENIORS</b>	<b>% CHANGE</b>
6 - Some college	22.3%	21.4%	-0.9%
7 - Completed college (4 year degree)	21.7%	22.0%	0.3%
8 - Graduate or Professional school	21.7%	22.3%	0.6%

73. Your current marital status is:

1 - Single, never married	60.8%	60.6%	-0.2%
2 - Married	29.4%	31.7%	2.3%
3 - Separated	0.9%	0.6%	-0.3%
4 - Divorced	7.3%	5.1%	-2.2%
5 - Other	1.8%	2.0%	0.2%



**CU-Colorado Springs**  
**2002 Graduating Seniors Survey Report**  
**For Summer 2001 through Spring 2002**  
 Comparison of University Totals to the College of Letters, Arts and Sciences

	2002	2002
	<b>GRAD SENIORS LAS SENIORS</b>	
	N= 355	247
<b>SECTION A: EDUCATION AT CU-COLORADO SPRINGS</b>		
1. When did you start work toward a degree program at CU-Colorado Springs?		
2001	4.2%	5.7%
2000	15.6%	16.7%
1999	23.0%	20.3%
1998	26.9%	26.4%
1997 and before	29.8%	30.8%
2. What was your initial student level?		
1 - Freshman	38.3%	37.2%
2 - Transfer (Please go to Q. 2a)	60.0%	61.1%
3 - Unclassified	1.7%	1.6%
2a. If you were a transfer student, from which institution did you transfer?	N= 207	148
Other	46.9%	51.4%
PPCC (Pikes Peak Community College)	32.4%	30.4%
CSU (Colorado State University)	4.3%	2.7%
CU-Boulder (University of Colorado at Boulder)	3.9%	4.1%
UNC (University of Northern Colorado)	2.9%	2.7%
Metro State College	1.9%	2.7%
USC (University of Southern Colorado)	1.9%	2.0%
Western State	1.4%	1.4%
Regis University	1.0%	1.4%
Adams State	1.0%	0.7%
Ft. Lewis	0.5%	0.7%
3. What was your initial student tuition classification?		
1 - Resident	84.5%	84.1%
2 - Non-resident	15.5%	15.9%
4. During your studies at CU-Colorado Springs, what was your course load during most semesters?		
1 - Full-time (12 or more hours a semester)	89.5%	89.9%
2 - Part-time	10.4%	10.1%
5. When will you graduate from CU-Colorado Springs? Please indicate semester and year.		
Fall 2001	6.5%	7.7%
Spring 2002	93.5%	92.3%
6. Which degree will you receive at the time of the above graduation?		
1 - Bachelor of Arts	66.9%	92.3%
2 - Bachelor of Science	33.1%	7.7%
7. In what major(s) will you receive your degree from CU-Colorado Springs?		
Psychology	13.3%	19.2%

	2002	2002
	<u>GRAD SENIORS</u>	<u>LAS SENIORS</u>
Communication	12.7%	18.4%
Biology	8.8%	12.2%
Sociology	6.8%	9.8%
Political Science	5.1%	7.3%
Geography & Environmental Studies	4.2%	6.1%
English	4.0%	5.7%
History	4.0%	5.7%
Health Care Services	2.5%	0.8%
Philosophy	2.0%	2.9%
Visual Arts	1.7%	2.4%
Anthropology	1.4%	2.0%
Art History	1.4%	2.0%
Economics	0.8%	1.2%
Spanish	0.8%	1.2%
Accounting/Information Systems	0.8%	0.4%
Physics	0.6%	0.8%
Chemistry (BA or BS)	0.6%	0.8%
Distributed Studies - Justice/Public admin.	0.3%	0.4%
Marketing/Information Systems	0.3%	0.4%
8. In which school/college are you enrolled as an undergraduate at CU-Colorado Springs?		
1 - Letters, Arts and Sciences	69.8%	100.0%
9. Have you changed colleges (as listed in Question 8) during your studies at CU-Colorado Springs?		
1 - Yes	8.7%	7.3%
2 - No	91.3%	92.7%
10. What is your current cumulative grade point average?	MEAN= 3.19	3.19
11a. To what extent has CU-Colorado Springs provided you assistance to succeed academically		
1-Very Little	3.8%	3.3%
2-Some	29.0%	26.4%
3-Much	47.2%	47.3%
4-Very Much	20.0%	23.0%
11b. To what extent has CU-Colorado Springs provided you with the ability to deal with non academic obligations (i.e. work or family)?		
1-Very Little	21.7%	19.7%
2-Some	35.4%	31.4%
3-Much	32.5%	36.8%
4-Very Much	10.4%	12.1%
11c. To what extent has CU-Colorado Springs provided support for your social interactions with other students?		
1-Very Little	20.1%	18.0%
2-Some	41.3%	41.0%
3-Much	29.4%	29.7%
4-Very Much	9.3%	11.3%
12. What was your primary purpose in obtaining a degree? CIRCLE ONE ANSWER ONLY.		
1 - To obtain a general education.	5.5%	7.4%
2 - To satisfy my parents' desire.	0.6%	0.8%
3 - To discover what type of occupation I desire.	3.2%	2.9%

	2002	2002
	<u>GRAD SENIORS</u>	<u>LAS SENIORS</u>
4 - To become better qualified for future employment.	39.9%	35.5%
5 - To become better qualified for my present employment.	2.3%	1.2%
6 - To qualify for advancement in my field of employment.	3.2%	1.2%
7 - To prepare for a better job than my present employment.	6.0%	6.6%
8 - To prepare for changing my occupation.	4.6%	2.9%
9 - To prepare for a graduate degree.	18.1%	23.6%
10 - Personal Fulfillment	13.8%	14.5%
11 - Other	2.9%	3.3%
13. Have you applied to an advanced degree (beyond bachelor's) or certificate program?		
1 - Yes, full-time	12.7%	17.0%
2 - Yes, part-time	1.4%	2.1%
3 - No (go to Q. 12b)	85.9%	80.9%
13a. If yes, what is the program in which you will be enrolled and at what university?	N=	46
Program:		44
Other (general graduate courses)	37.0%	36.4%
TEP (Teacher Education Program)	21.7%	20.5%
MD (Medical Doctor)	10.9%	11.4%
MA (Master of Arts)	6.5%	6.8%
MBA (Master of Business Administration)	6.5%	6.8%
Juris Doctor	6.5%	6.8%
SELP (Special Education Licensure Program)	4.3%	4.5%
MS (Master of Science)	2.2%	2.3%
MPA (Master of Public Administration)	2.2%	2.3%
MCJ (Master of Criminal Justice)	2.2%	2.3%
University:		
UCCS	50.0%	50.0%
Other	34.2%	33.3%
CSU (Colorado State University)	5.3%	5.6%
CU-Boulder	5.3%	5.6%
DU (University of Denver)	2.6%	2.8%
CTU (Colorado Technical University)	2.6%	2.8%
13b. If no, do you plan to pursue an advanced degree in the near future?		
1 - Yes	77.3%	80.2%
2 - No	22.7%	19.8%

**SECTION B: EMPLOYMENT**

14. What are your plans immediately following graduation?		
1 - Seek employment	37.7%	30.0%
2 - Attend graduate school	12.3%	16.5%
3 - Continue current employment	11.4%	12.3%
4 - Both attend graduate school and seek or continue employment	21.7%	22.2%
5 - Go into the Teacher Education Program	4.6%	4.5%
6 - Be a homemaker	1.1%	0.8%
7 - Take time off	4.6%	6.2%
8 - Other	6.6%	7.4%
15. On average, how many hours per week do you currently spend in paid employment?	MEAN=	23.14
16. How much of your paid employment is related to your field of study?		24.69
1- Not Related	37.4%	44.6%
2- Sometimes Related	25.9%	29.9%
3-More Related Than Not	12.9%	13.2%
4- Highly Related	23.5%	12.3%
17. If you are not employed, what is your current source of income?	N=	57
		37

	2002	2002
	GRAD SENIORS	LAS SENIORS
Spouse	38.6%	37.8%
Parents	12.3%	13.5%
Loans/Grants	17.5%	16.2%
Savings	15.8%	13.5%
Other	5.3%	5.4%
Retirement	5.3%	5.4%
Stipend	3.5%	0.0%
Welfare	1.8%	2.7%

**Please circle the number that reflects your opinion on the following items:**

18. My studies at CU-Colorado Springs enhanced my ability to get a job.		
1 - Strongly Disagree	1.7%	1.2%
2 - Disagree	3.7%	3.7%
3 - Slightly Disagree	2.0%	2.5%
4 - Slightly Agree	18.1%	20.3%
5 - Agree	52.6%	53.1%
6 - Strongly Agree	21.8%	19.1%
	MEAN=	4.82
19. I am pleased with my choice of degree program.		
1 - Strongly Disagree	0.9%	0.4%
2 - Disagree	2.0%	2.5%
3 - Slightly Disagree	2.6%	2.0%
4 - Slightly Agree	8.5%	9.0%
5 - Agree	41.6%	42.6%
6 - Strongly Agree	44.4%	43.4%
	MEAN=	5.21
20. My degree program provided me detailed understanding of my anticipated career.		
1 - Strongly Disagree	3.2%	2.5%
2 - Disagree	4.3%	5.4%
3 - Slightly Disagree	8.3%	9.1%
4 - Slightly Agree	28.9%	33.9%
5 - Agree	35.8%	33.5%
6 - Strongly Agree	19.5%	15.7%
	MEAN=	4.48
21. The education I received at CU-Colorado Springs helped me understand how diversity issues are interrelated in regional, national and global relations.		
1 - Strongly Disagree	3.2%	2.1%
2 - Disagree	3.7%	3.7%
3 - Slightly Disagree	8.9%	6.6%
4 - Slightly Agree	31.0%	26.9%
5 - Agree	35.3%	38.8%
6 - Strongly Agree	17.8%	21.9%
	MEAN=	4.45
22. The technical skills I learned at CU-Colorado Springs were complete and up-to-date.		
1 - Strongly Disagree	1.5%	0.8%
2 - Disagree	2.0%	1.7%
3 - Slightly Disagree	7.9%	6.4%
4 - Slightly Agree	21.9%	23.3%
5 - Agree	47.5%	48.3%
6 - Strongly Agree	19.2%	19.5%
	MEAN=	4.70
23. In general, CU-Colorado Springs faculty are available and willing to help me complete my program		

	2002	2002
	<u>GRAD SENIORS</u>	<u>LAS SENIORS</u>
of study.		
1 - Strongly Disagree	0.9%	0.8%
2 - Disagree	2.0%	1.7%
3 - Slightly Disagree	1.7%	1.2%
4 - Slightly Agree	11.2%	10.7%
5 - Agree	49.1%	48.3%
6 - Strongly Agree	35.1%	37.2%
	MEAN=	5.11
		5.16
24. I would recommend my degree program to another student.		
1 - Strongly Disagree	2.3%	2.5%
2 - Disagree	2.6%	2.9%
3 - Slightly Disagree	4.0%	2.9%
4 - Slightly Agree	14.0%	12.4%
5 - Agree	39.3%	40.1%
6 - Strongly Agree	37.8%	39.3%
	MEAN=	4.99
		5.02

### SECTION C: RATING MY EDUCATION AT CU-COLORADO SPRINGS

25. In retrospect, do you wish you had chosen a different program of study?		
1 - Yes	14.1%	14.1%
2 - No (Go to Q. 28)	85.9%	85.9%
25a. If yes, what degree program do you wish you had chosen?	N=	48
		33
General Business	12.5%	18.2%
Information Systems	6.3%	3.0%
Other	12.5%	12.1%
Electrical Engineering	2.1%	3.0%
Biology	10.4%	9.1%
Sociology	2.1%	0.0%
Computer Science	10.4%	12.1%
Finance	2.1%	3.0%
Marketing	2.1%	3.0%
Not sure	4.2%	3.0%
Anthropology	2.1%	3.0%
Organizational Management	2.1%	3.0%
Health Care Services	6.3%	3.0%
English	2.1%	3.0%
Mechanical Engineering	2.1%	3.0%
Political Science	4.2%	6.1%
Economics	2.1%	3.0%
Chemistry (BA or BS)	2.1%	3.0%
Art History	4.2%	3.0%
Accounting/Information Systems	2.1%	3.0%
26. How many courses (not hours) did you complete your last two full semesters (not including summer term) at CU-Colorado Springs?		
0-6	23.0%	21.4%
7 or more	77.0%	48.6%
	MEAN=	8.65
		8.69
27. How many of these courses required you to complete:		
a - in class writing assignments (other than English classes).	2.83	3.33
b - out of class writing assignment(s) (other than English classes) of at least 10 pages.	3.03	3.02
c - oral presentation(s) (other than communication classes).	2.62	2.75
d - group project(s)/activities.	3.22	3.10
e - problems requiring quantitative (mathematical) skills (other than math classes).	2.47	1.52
f - computer applications (either mainframe or personal computer in classes other than computer science or information systems).	2.82	2.55

	<b>2002</b>	<b>2002</b>
	<b>GRAD SENIORS</b>	<b>LAS SENIORS</b>
g - activities requiring knowledge of other cultures (other than foreign language classes).	2.31	2.64
h - scientific methodology.	2.48	2.24
<b>28. I learned a variety of new intellectual concepts during my university education.</b>		
1 - Strongly Disagree	0.3%	0.0%
2 - Disagree	1.4%	1.6%
3 - Slightly Disagree	2.3%	1.6%
4 - Slightly Agree	13.2%	11.7%
5 - Agree	51.3%	50.2%
6 - Strongly Agree	31.5%	34.8%
MEAN=	5.08	5.15
<b>29. I learned the theoretical foundations of the academic disciplines I studied during my university education.</b>		
1 - Strongly Disagree	0.8%	0.4%
2 - Disagree	0.8%	0.8%
3 - Slightly Disagree	1.7%	2.0%
4 - Slightly Agree	16.7%	13.4%
5 - Agree	52.0%	54.3%
6 - Strongly Agree	28.0%	29.1%
MEAN=	5.02	5.08
<b>30. If you attended another college or university prior to attending CU-Colorado Springs, go to question 33a. If you did not attend another college or university, go to question 33c.</b>		
<b>30a. What type of college did you attend prior to enrolling at CU-Colorado Springs?</b>	N=	222      157
2-year college		56.3%      53.5%
4-year college		19.8%      22.3%
University		23.9%      24.2%
<b>30b. How many hours of college credit did you transfer to CU-Colorado Springs?</b>	MEAN=	52.53      51.72
<b>31. How would you rate the overall quality of YOUR education at CU-Colorado Springs, in the following areas?</b>		
<b>ORAL COMMUNICATION (e.g., public speaking, small groups, one-on-one)</b>		
1- Very Poor		0.6%      0.4%
2- Poor		2.8%      2.4%
3- Fair		23.2%      19.9%
4- Good		56.4%      56.5%
5- Excellent		17.0%      20.7%
MEAN=		3.86      3.95
<b>QUANTITATIVE SKILLS (e.g., math, statistics)</b>		
1- Very Poor		0.6%      0.8%
2- Poor		4.9%      7.0%
3- Fair		26.9%      30.0%
4- Good		49.4%      46.1%
5- Excellent		18.3%      16.0%
MEAN=		3.80      3.70
<b>SCIENTIFIC REASONING (e.g., scientific reasoning and methods)</b>		
1- Very Poor		0.6%      0.8%
2- Poor		3.7%      3.7%
3- Fair		23.0%      23.1%
4- Good		49.4%      46.3%
5- Excellent		23.3%      26.0%
MEAN=		3.91      3.93



	2002	2002
	<u>GRAD SENIORS LAS SENIORS</u>	
QUALITATIVE SKILLS (e.g., personal analysis, perception, intuition)		
1- Very Poor	0.6%	0.8%
2- Poor	3.1%	1.6%
3- Fair	19.6%	19.7%
4- Good	48.3%	45.1%
5- Excellent	28.4%	32.8%
	MEAN=	4.01
		4.07
ANALYTICAL REASONING (e.g., logic)		
1- Very Poor	0.8%	1.2%
2- Poor	2.0%	2.0%
3- Fair	21.5%	22.4%
4- Good	51.4%	48.8%
5- Excellent	24.3%	25.6%
	MEAN=	3.96
		3.96
GRAPHIC COMMUNICATION (e.g., using charts, graphs)		
1- Very Poor	1.7%	2.1%
2- Poor	8.3%	7.8%
3- Fair	35.0%	35.8%
4- Good	41.6%	40.3%
5- Excellent	13.4%	14.0%
	MEAN=	3.57
		3.56
READING SKILLS		
1- Very Poor	0.0%	0.0%
2- Poor	3.7%	2.8%
3- Fair	15.6%	13.4%
4- Good	48.0%	47.6%
5- Excellent	32.7%	36.2%
	MEAN=	4.10
		4.17
WRITING SKILLS		
1- Very Poor	0.0%	0.0%
2- Poor	2.8%	2.8%
3- Fair	14.7%	9.8%
4- Good	47.3%	48.8%
5- Excellent	35.1%	38.6%
	MEAN=	4.15
		4.23
PROBLEM SOLVING SKILLS (e.g., critical thinking)		
1- Very Poor	0.6%	0.8%
2- Poor	1.4%	1.6%
3- Fair	15.8%	15.4%
4- Good	49.2%	47.6%
5- Excellent	33.1%	34.6%
	MEAN=	4.13
		4.13
WORKING WITH OTHERS (e.g., teams, groups, etc.)		
1- Very Poor	1.1%	1.2%
2- Poor	2.0%	2.4%
3- Fair	15.8%	14.2%
4- Good	46.3%	47.2%
5- Excellent	34.7%	35.0%
	MEAN=	4.12
		4.12
INFORMATION GATHERING SKILLS (e.g. library, internet, etc.)		
1- Very Poor	1.4%	0.8%
2- Poor	4.2%	2.4%

	2002	2002
	<u>GRAD SENIORS</u>	<u>LAS SENIORS</u>
3- Fair	20.1%	18.0%
4- Good	41.1%	42.4%
5- Excellent	33.1%	36.3%
MEAN=	4.00	4.11
<b>MOTIVATION</b>		
1- Very Poor	1.7%	2.4%
2- Poor	4.2%	2.8%
3- Fair	23.5%	22.0%
4- Good	46.7%	46.7%
5- Excellent	23.8%	26.0%
MEAN=	3.87	3.91
<b>SELF-DISCIPLINE</b>		
1- Very Poor	0.3%	0.4%
2- Poor	2.6%	1.6%
3- Fair	18.2%	16.0%
4- Good	53.0%	53.7%
5- Excellent	25.9%	28.3%
MEAN=	4.02	4.08
<b>MULTI-CULTURAL AWARENESS (e.g., sensitivity to others unlike you)</b>		
1- Very Poor	1.7%	1.2%
2- Poor	4.9%	3.3%
3- Fair	23.8%	21.3%
4- Good	38.1%	35.7%
5- Excellent	31.5%	38.5%
MEAN=	3.93%	4.07
<b>UNDERSTANDING &amp; SYNTHESIZING HISTORICAL EVENTS (e.g., understanding of today's world in light of the past)</b>		
1- Very Poor	1.4%	1.2%
2- Poor	7.4%	3.7%
3- Fair	26.4%	22.9%
4- Good	41.8%	42.0%
5- Excellent	22.9%	30.2%
MEAN=	3.77	3.96
<b>PRIMARY COLLEGE OF ACADEMIC WORK</b>		
1- Very Poor	0.9%	0.8%
2- Poor	2.0%	2.0%
3- Fair	14.0%	12.3%
4- Good	55.7%	54.1%
5- Excellent	27.4%	30.7%
MEAN=	4.07	4.12
<b>OVERALL INSTRUCTION</b>		
1- Very Poor	0.0%	0.0%
2- Poor	1.4%	1.2%
3- Fair	10.2%	9.3%
4- Good	58.8%	58.1%
5- Excellent	29.5%	31.3%
MEAN=	4.16	4.20
<b>32. CU-Colorado Springs prepared me well for my field of specialization.</b>		
1 - Strongly Disagree	1.4%	1.2%
2 - Disagree	2.5%	2.0%
3 - Slightly Disagree	6.8%	6.1%
4 - Slightly Agree	22.9%	25.7%

	2002	2002
	<u>GRAD SENIORS</u>	<u>LAS SENIORS</u>
5 - Agree	47.3%	48.6%
6 - Strongly Agree	19.0%	16.3%
MEAN=	4.69	4.67
33. The education I received at CU-Colorado Springs contributed to my personal growth in helping me recognize my rights, responsibilities, and privileges as a citizen.		
1 - Strongly Disagree	1.4%	1.2%
2 - Disagree	5.6%	5.3%
3 - Slightly Disagree	6.8%	5.7%
4 - Slightly Agree	22.6%	20.6%
5 - Agree	40.7%	42.9%
6 - Strongly Agree	22.9%	24.3%
MEAN=	4.64	4.72
34. Overall, I am satisfied with the education I received at CU-Colorado Springs.		
1 - Strongly Disagree	0.8%	12.0%
2 - Disagree	5.6%	0.8%
3 - Slightly Disagree	6.8%	1.6%
4 - Slightly Agree	22.6%	12.1%
5 - Agree	40.7%	56.7%
6 - Strongly Agree	22.9%	27.5%
MEAN=	5.02	5.05
35. I would send my child(ren) to CU-Colorado Springs.		
1 - Strongly Disagree	2.9%	3.7%
2 - Disagree	3.7%	3.7%
3 - Slightly Disagree	5.7%	4.5%
4 - Slightly Agree	20.1%	20.1%
5 - Agree	45.3%	45.1%
6 - Strongly Agree	22.3%	23.0%
MEAN=	4.68	4.58
36. I would never recommend CU-Colorado Springs to a prospective student.		
1 - Strongly Disagree	44.5%	45.9%
2 - Disagree	35.7%	35.4%
3 - Slightly Disagree	8.5%	7.7%
4 - Slightly Agree	5.1%	4.1%
5 - Agree	3.7%	3.7%
6 - Strongly Agree	2.5%	3.3%
MEAN=	1.95	1.94
37. I sought formal advisement on a regular basis (at least once a semester).		
1 - Strongly Disagree	8.3%	7.3%
2 - Disagree	21.5%	22.0%
3 - Slightly Disagree	13.2%	14.3%
4 - Slightly Agree	20.1%	22.4%
5 - Agree	22.6%	21.2%
6 - Strongly Agree	14.3%	12.7%
MEAN=	3.70	3.66
38. The faculty at CU-Colorado Springs used examples of diversity (different cultures, religions, races, people with disabilities, etc.) in their class material.		
1 - Strongly Disagree	1.7%	0.4%
2 - Disagree	4.6%	3.7%
3 - Slightly Disagree	7.5%	5.7%

	2002	2002
	<u>GRAD SENIORS</u>	<u>LAS SENIORS</u>
4 - Slightly Agree	32.0%	33.6%
5 - Agree	39.8%	39.8%
6 - Strongly Agree	14.4%	16.8%
MEAN=	4.47	4.59
39. During the years you were completing your degree at CU-Colorado Springs, how often were courses you needed for your general education requirements unavailable in the semester you needed them?		
1 - Never	26.7%	24.9%
2 - Rarely	29.3%	28.6%
3 - Sometimes	33.5%	36.7%
4 - Often	9.1%	8.6%
5 - Always	1.4%	1.2%
40. How often were courses needed for your major unavailable in the semester you needed them?		
1 - Never	21.5%	23.1%
2 - Rarely	26.0%	26.3%
3 - Sometimes	32.5%	32.8%
4 - Often	17.8%	15.8%
5 - Always	2.3%	2.0%
41. How would you evaluate the advising you received in your major program of study?		
1- Very Poor	4.0%	3.3%
2- Poor	8.6%	8.3%
3- Fair	22.1%	19.4%
4- Good	38.4%	38.0%
5- Excellent	26.9%	31.0%
42. How would you evaluate the advising you received from the Student Success Center?		
1- Very Poor	2.3%	1.7%
2- Poor	7.6%	5.8%
3- Fair	25.1%	21.9%
4- Good	39.4%	39.7%
5- Excellent	25.7%	31.0%
43. Did you work directly with any faculty member on research or creative projects during your time at CU-Colorado Springs, either in or outside of class?		
1 - Yes	42.0%	46.9%
2 - No	58.0%	53.1%
44. How many hours per week do you spend in volunteer, charity, or other community activities that you are involved with as part of your education?		
1- None	55.0%	53.7%
2- 1-5	31.2%	31.7%
3- 5-10	7.9%	8.5%
4-10-15	3.1%	4.1%
5-Over 15	2.8%	2.0%
45. Approximately how many faculty members took an interest in your educational and career goals (other than for advising purposes) during your years at CU-Colorado Springs?		
1 - None	21.5%	20.6%
2 - One	19.5%	21.5%
3 - Two or Three	44.8%	46.2%

	<b>2002</b>	<b>2002</b>
	<b>GRAD SENIORS</b>	<b>LAS SENIORS</b>
4 - Four or More	14.2%	11.7%
46. How often, either formally or informally, did you meet with faculty members outside of regular classroom hours?		
1 - Never	13.9%	13.4%
2 - Occasionally	63.7%	62.6%
3 - Often	18.4%	19.1%
4 - Very Often	4.0%	4.9%
47. As a student at CU-Colorado Springs, have you completed an internship, field experience, co_op experience, practicum, or clinical assignment?		
1 - Yes	40.1%	33.1%
2 - No	59.9%	66.9%
48. To what extent have you used electronic technologies (computer software, email, Internet, etc.), to complete class assignments?		
1 - Never	2.3%	2.4%
2 - Occasionally	11.1%	13.9%
3 - Often	26.4%	26.5%
4 - Very Often	60.2%	57.1%
49. In your opinion, what were the advantages of going to CU-Colorado Springs?		
Location	19.3%	20.3%
Small class size	17.8%	16.8%
Convenient	10.9%	10.3%
Faculty	8.8%	7.8%
Small school/atmosphere	7.9%	8.2%
Cost	6.6%	6.5%
Other	5.1%	4.7%
Quality education	3.3%	3.0%
Class hours/schedule	2.1%	2.2%
Good reputation	1.8%	1.7%
Personable/small student:teacher ratio	1.5%	2.2%
Diverse course offerings	1.5%	2.2%
Good equipment, facilities, resources	1.5%	1.7%
Availability of faculty	1.5%	1.7%

	<b>2002</b>	<b>2002</b>
	<b>GRAD SENIORS</b>	<b>LAS SENIORS</b>
Good departmental programs	1.5%	1.3%
Beautiful campus	1.2%	1.3%
Orientation to non-traditional students	0.9%	1.3%
Diversity among students	0.9%	1.3%
Well-rounded education	0.9%	0.9%
Friendly atmosphere	0.6%	0.9%
Classes taught by PhD's, not TA's	0.6%	0.9%
Had major I wanted	0.6%	0.4%
Able to get a degree	0.6%	0.4%
High academic standards	0.3%	0.4%
Night classes	0.3%	0.4%
Older, mature student body	0.3%	0.4%
Sports, near OTC	0.3%	0.4%
Good Cohesiveness, communication	0.3%	0.4%
50. In your opinion, what were the disadvantages of going to CU-Colorado Springs?		
Parking	24.1%	23.7%
Other	17.5%	18.7%
Little campus life/social life	7.9%	7.6%
Need wider selection of courses	5.8%	6.6%
Class hours/schedule	5.5%	4.5%
Faculty	5.2%	5.1%
School lacks a big name, not well-known	2.4%	3.0%
Lack of internships, practical/work experience	2.4%	2.0%
High fees, costs	2.4%	1.5%
School is too small	2.4%	0.5%
Lack of diversity on campus	2.1%	2.5%
Department/Program disorganized	2.1%	2.0%
Need more majors	1.7%	2.5%
Poor academic advising	1.7%	1.5%
Out-dated equipment, technology, Lack of	1.7%	1.0%
Inadequate library resources	1.4%	1.5%
Need more graduate programs	1.0%	1.5%
Transfer of credits	1.0%	1.0%
Lack of diversity among students	1.0%	1.0%
Lack of funding for departments/school	0.7%	1.0%
Lacking college atmosphere	0.7%	1.0%
Unfriendly, uncaring atmosphere	0.7%	1.0%
Classes Too Small	0.7%	0.5%
Lack of financial aid	0.7%	0.5%
Overshadowed by Boulder	0.7%	0.5%
Poor student/customer services	0.3%	0.5%
Classes too big	0.3%	0.5%
Staff	0.3%	0.5%
Not enough night classes	0.3%	0.5%
Lack of school spirit	0.3%	0.5%

**Section D: Personal Development (These questions are intended to report your areas of gains/losses, not your level of satisfaction.)**

On items 51 through 67, please evaluate the degree of personal development or gain which resulted from your attendance at CU-Colorado Springs.


51. Problem-solving ability		
0 - A loss	0.0%	0.0%
1 - No gain	2.0%	2.8%
2 - Very slight gain	3.4%	3.7%
3 - Slight gain	13.0%	13.4%
4 - Moderate gain	39.9%	40.2%
5 - High gain	33.4%	31.7%
6 - Very high gain	8.2%	8.1%
MEAN=	4.24	4.19
52. Skill in written expression		
0 - A loss	0.0%	0.0%
1 - No gain	2.5%	1.2%
2 - Very slight gain	3.1%	2.8%
3 - Slight gain	12.7%	9.8%
4 - Moderate gain	32.6%	32.1%
5 - High gain	34.3%	37.0%
6 - Very high gain	14.7%	17.1%
MEAN=	4.37	4.52
53. Skill in oral expression		
0 - A loss	0.3%	0.0%
1 - No gain	4.5%	3.3%
2 - Very slight gain	5.7%	3.7%
3 - Slight gain	13.6%	13.1%
4 - Moderate gain	31.5%	33.1%
5 - High gain	33.2%	33.5%
6 - Very high gain	11.1%	13.5%
MEAN=	4.16	4.30
54. Self-understanding		
0 - A loss	0.0%	0.0%
1 - No gain	4.3%	3.3%
2 - Very slight gain	4.0%	2.9%
3 - Slight gain	8.8%	7.3%
4 - Moderate gain	27.6%	27.3%
5 - High gain	37.8%	38.0%
6 - Very high gain	17.6%	21.2%
MEAN=	4.43	4.58
55. Ability to manage emotions appropriately		
0 - A loss	0.9%	0.8%
1 - No gain	14.5%	13.5%
2 - Very slight gain	7.1%	6.1%
3 - Slight gain	18.5%	19.2%
4 - Moderate gain	29.1%	30.2%
5 - High gain	21.7%	20.0%
6 - Very high gain	8.3%	10.2%
MEAN=	3.58	3.65
56. Ability to make close friends		
0 - A loss	1.1%	1.6%
1 - No gain	15.9%	15.9%
2 - Very slight gain	13.9%	14.7%
3 - Slight gain	18.8%	16.7%

	2002	2002
	<u>GRAD SENIORS</u>	<u>LAS SENIORS</u>
4 - Moderate gain	21.6%	24.1%
5 - High gain	19.6%	16.3%
6 - Very high gain	9.1%	10.6%
MEAN=	3.39	3.37
57. Appreciation for persons of other races and ethnic backgrounds		
0 - A loss	1.7%	1.2%
1 - No gain	11.7%	9.4%
2 - Very slight gain	10.5%	10.2%
3 - Slight gain	14.8%	15.2%
4 - Moderate gain	23.1%	23.4%
5 - High gain	26.5%	26.2%
6 - Very high gain	11.7%	14.3%
MEAN=	3.72	3.86
58. Ability to relate to people		
0 - A loss	0.3%	0.4%
1 - No gain	5.4%	4.5%
2 - Very slight gain	9.6%	9.3%
3 - Slight gain	14.2%	13.0%
4 - Moderate gain	28.6%	29.3%
5 - High gain	30.9%	30.5%
6 - Very high gain	11.0%	13.0%
MEAN=	4.02	4.10
59. Knowledge of social/domestic issues		
0 - A loss	0.3%	0.0%
1 - No gain	6.5%	4.9%
2 - Very slight gain	6.8%	6.1%
3 - Slight gain	15.3%	13.9%
4 - Moderate gain	27.3%	28.2%
5 - High gain	29.3%	28.6%
6 - Very high gain	14.5%	18.4%
MEAN=	4.09	4.24
60. Knowledge of international relations		
0 - A loss	0.6%	0.4%
1 - No gain	8.0%	7.3%
2 - Very slight gain	14.2%	10.6%
3 - Slight gain	16.5%	16.7%
4 - Moderate gain	28.4%	29.8%
5 - High gain	21.3%	21.2%
6 - Very high gain	11.1%	13.9%
MEAN=	3.72	3.87
61. Ability to make ethical decisions		
0 - A loss	0.9%	0.4%
1 - No gain	9.7%	10.6%
2 - Very slight gain	7.1%	6.9%
3 - Slight gain	17.0%	14.3%
4 - Moderate gain	25.0%	24.9%
5 - High gain	27.6%	28.6%
6 - Very high gain	12.8%	14.3%
MEAN=	3.89	3.96
62. Appreciation for the arts		
0 - A loss	1.7%	1.2%
1 - No gain	13.6%	10.2%
2 - Very slight gain	8.5%	5.3%
3 - Slight gain	22.7%	21.6%
4 - Moderate gain	19.0%	20.8%
5 - High gain	21.6%	24.5%
6 - Very high gain	12.8%	16.3%



	2002	2002
	<u>GRAD SENIORS LAS SENIORS</u>	
	MEAN=	MEAN=
63. Appreciation for literature	3.60	3.89
0 - A loss	1.4%	1.2%
1 - No gain	12.8%	6.1%
2 - Very slight gain	12.2%	10.2%
3 - Slight gain	18.2%	18.4%
4 - Moderate gain	20.2%	21.6%
5 - High gain	21.6%	24.5%
6 - Very high gain	13.6%	18.0%
	MEAN=	3.98
64. Appreciation of the humanities		
0 - A loss	3.4%	4.1%
1 - No gain	11.4%	6.6%
2 - Very slight gain	10.3%	6.6%
3 - Slight gain	19.4%	20.5%
4 - Moderate gain	25.1%	28.7%
5 - High gain	17.7%	18.9%
6 - Very high gain	12.6%	14.8%
	MEAN=	3.79
65. Skills in gathering information		
0 - A loss	0.0%	0.0%
1 - No gain	3.1%	2.8%
2 - Very slight gain	4.5%	3.7%
3 - Slight gain	13.3%	12.6%
4 - Moderate gain	23.2%	21.5%
5 - High gain	36.8%	37.4%
6 - Very high gain	19.0%	22.0%
	MEAN=	4.53
66. Technical knowledge		
0 - A loss	0.3%	0.4%
1 - No gain	5.4%	7.3%
2 - Very slight gain	5.4%	5.7%
3 - Slight gain	10.8%	12.2%
4 - Moderate gain	29.5%	32.1%
5 - High gain	31.7%	26.8%
6 - Very high gain	17.0%	15.4%
	MEAN=	4.11
67. Scholarly knowledge		
0 - A loss	0.6%	0.8%
1 - No gain	1.4%	2.0%
2 - Very slight gain	2.3%	2.0%
3 - Slight gain	8.8%	7.7%
4 - Moderate gain	26.7%	26.0%
5 - High gain	36.4%	34.6%
6 - Very high gain	23.9%	26.8%
	MEAN=	4.67
68. Your gender is:		
1 - Male	35.1%	31.8%
2 - Female	64.9%	68.2%
69. Your primary ethnic group is:		
1 - White/Anglo/Caucasian	83.9%	84.9%
2 - African American	4.9%	4.6%

	2002	2002
	<b>GRAD SENIORS</b>	<b>LAS SENIORS</b>
3 - Hispanic/Chicano(a)/Latino(a)	5.5%	5.0%
4 - Asian	3.2%	2.1%
5 - Native American/American Indian/Aleut	2.6%	3.3%
70. Your year of birth is:	MEAN= 1973	1981
71. The highest education level completed by your mother was:		
1 - Grade school	1.1%	1.6%
2 - Junior high	1.7%	1.2%
3 - Some high school	4.3%	3.3%
4 - High school graduate	25.0%	23.4%
5 - Vocational/technical/business (beyond high school)	8.2%	9.0%
6 - Some college	24.4%	25.8%
7 - Completed college (4 year degree)	23.9%	22.1%
8 - Graduate or Professional school	11.4%	13.5%
72. The highest education level completed by your father was:		
1 - Grade school	0.9%	1.2%
2 - Junior high	1.4%	1.2%
3 - Some high school	5.4%	4.1%
4 - High school graduate	18.0%	17.8%
5 - Vocational/technical/business (beyond high school)	8.6%	6.2%
6 - Some college	21.4%	22.3%
7 - Completed college (4 year degree)	22.0%	22.7%
8 - Graduate or Professional school	22.3%	24.4%
73. Your current marital status is:		
1 - Single, never married	60.6%	61.2%
2 - Married	31.7%	30.2%
3 - Separated	0.6%	0.8%
4 - Divorced	5.1%	6.1%
5 - Other	2.0%	1.6%



**CU-Colorado Springs**  
**2002 Graduating Seniors Survey Report**  
**For Summer 2001 through Spring 2002**  
 Comparison of University Totals to the College of Business

	2002	2002
	<u>GRAD SENIORS    BUS SENIORS</u>	
	N= 355	25
<b>SECTION A: EDUCATION AT CU-COLORADO SPRINGS</b>		
1. When did you start work toward a degree program at CU-Colorado Springs?		
2001	4.2%	0.0%
2000	15.6%	16.0%
1999	23.0%	24.0%
1998	26.9%	32.0%
1997 and before	29.8%	28.0%
2. What was your initial student level?		
1 - Freshman	38.3%	56.0%
2 - Transfer (Please go to Q. 2a)	60.0%	44.0%
3 - Unclassified	1.7%	0.0%
2a. If you were a transfer student, from which institution did you transfer?		
Other	46.9%	20.0%
PPCC (Pikes Peak Community College)	32.4%	60.0%
CSU (Colorado State University)	4.3%	10.0%
CU-Boulder (University of Colorado at Boulder)	3.9%	0.0%
UNC (University of Northern Colorado)	2.9%	10.0%
USC (University of Southern Colorado)	1.9%	0.0%
3. What was your initial student tuition classification?		
1 - Resident	84.5%	92.0%
2 - Non-resident	15.5%	8.0%
4. During your studies at CU-Colorado Springs, what was your course load during most semesters?		
1 - Full-time (12 or more hours a semester)	89.5%	84.0%
2 - Part-time	10.4%	16.0%
5. When will you graduate from CU-Colorado Springs? Please indicate semester and year.		
Fall 2001	6.5%	0.0%
Spring 2002	93.5%	100.0%
6. Which degree will you receive at the time of the above graduation?		
1 - Bachelor of Arts	66.9%	0.0%
2 - Bachelor of Science	33.1%	100.0%

	2002	2002
	<b>GRAD SENIORS</b>	<b>BUS SENIORS</b>
7. In what major(s) will you receive your degree from CU-Colorado Springs?		
Marketing	2.3%	32.0%
Accounting	1.1%	16.0%
Finance	0.8%	12.0%
Accounting/Information Systems	0.8%	8.0%
Finance/Information Systems	0.6%	12.0%
Information Systems	0.6%	8.0%
Personnel/Human Resources Management	0.6%	8.0%
Organizational Management	0.3%	4.0%
8. In which school/college are you enrolled as an undergraduate at CU-Colorado Springs?		
2 - Business	7.1%	100.0%
9. Have you changed colleges (as listed in Question 8) during your studies at CU-Colorado Springs?		
1 - Yes	8.7%	24.0%
2 - No	91.3%	76.0%
10. What is your current cumulative grade point average?	MEAN= 3.19	3.18
11a. To what extent has CU-Colorado Springs provided you assistance to succeed academically?		
1-Very Little	3.8%	12.5%
2-Some	29.0%	20.8%
3-Much	47.2%	54.2%
4-Very Much	20.0%	12.5%
11b. To what extent has CU-Colorado Springs provided you with the ability to deal with non academic obligations (i.e. work or family)?		
1-Very Little	21.7%	29.2%
2-Some	35.4%	41.7%
3-Much	32.5%	20.8%
4-Very Much	10.4%	8.3%
11c. To what extent has CU-Colorado Springs provided support for your social interactions with other students?		
1-Very Little	20.1%	25.0%
2-Some	41.3%	54.2%
3-Much	29.4%	16.7%
4-Very Much	9.3%	4.2%
12. What was your primary purpose in obtaining a degree? CIRCLE ONE ANSWER ONLY.		
1 - To obtain a general education.	5.5%	0.0%
2 - To satisfy my parents' desire.	0.6%	0.0%
3 - To discover what type of occupation I desire.	3.2%	4.2%
4 - To become better qualified for future employment.	39.9%	54.2%
5 - To become better qualified for my present employment.	2.3%	8.3%
6 - To qualify for advancement in my field of employment.	3.2%	12.5%
7 - To prepare for a better job than my present employment.	6.0%	0.0%
8 - To prepare for changing my occupation.	4.6%	8.3%
9 - To prepare for a graduate degree.	18.1%	4.2%
10 - Personal Fulfillment	13.8%	8.3%
11 - Other	2.9%	0.0%
13. Have you applied to an advanced degree (beyond bachelor's) or certificate program?		
3 - No (go to Q. 12b)	85.9%	100.0%
13b. If no, do you plan to pursue an advanced degree in the near future?		
1 - Yes	77.3%	68.2%

	2002	2002
	GRAD SENIORS	BUS SENIORS
2 - No	22.7%	31.8%

**SECTION B: EMPLOYMENT**

14. What are your plans immediately following graduation?			
1 - Seek employment		37.7%	45.8%
2 - Attend graduate school		12.3%	4.2%
3 - Continue current employment		11.4%	16.7%
4 - Both attend graduate school and seek or continue employment		21.7%	33.3%
5 - Go into the Teacher Education Program		4.6%	0.0%
6 - Be a homemaker		1.1%	0.0%
7 - Take time off		4.6%	0.0%
8 - Other		6.6%	0.0%
15. On average, how many hours per week do you currently spend in paid employment?	MEAN=	23.14	24.57
16. How much of your paid employment is related to your field of study?			
1- Not Related		37.4%	23.8%
2- Sometimes Related		25.9%	28.6%
3-More Related Than Not		12.9%	14.3%
4- Highly Related		23.5%	33.3%
17. If you are not employed, what is your current source of income?	N=	57	3
Spouse		38.6%	66.7%
Other		5.3%	33.3%

**Please circle the number that reflects your opinion on the following items:**

18. My studies at CU-Colorado Springs enhanced my ability to get a job.			
1 - Strongly Disagree		1.7%	0.0%
2 - Disagree		3.7%	4.2%
3 - Slightly Disagree		2.0%	0.0%
4 - Slightly Agree		18.1%	29.2%
5 - Agree		52.6%	54.2%
6 - Strongly Agree		21.8%	12.5%
	MEAN=	4.82	4.71
19. I am pleased with my choice of degree program.			
1 - Strongly Disagree		.9%	0.0%
2 - Disagree		2.0%	0.0%
3 - Slightly Disagree		2.6%	0.0%
4 - Slightly Agree		8.5%	16.7%
5 - Agree		41.6%	45.8%
6 - Strongly Agree		44.4%	37.5%
	MEAN=	5.21	5.21
20. My degree program provided me detailed understanding of my anticipated career.			
1 - Strongly Disagree		3.2%	0.0%
2 - Disagree		4.3%	4.2%
3 - Slightly Disagree		8.3%	8.3%
4 - Slightly Agree		28.9%	29.2%
5 - Agree		35.8%	37.5%
6 - Strongly Agree		19.5%	20.8%

	2002	2002
	<b>GRAD SENIORS BUS SENIORS</b>	
MEAN=	4.48	4.63
21. The education I received at CU-Colorado Springs helped me understand how diversity issues are interrelated in regional, national and global relations.		
1 - Strongly Disagree	3.2%	0.0%
2 - Disagree	3.7%	4.2%
3 - Slightly Disagree	8.9%	4.2%
4 - Slightly Agree	31.0%	58.3%
5 - Agree	35.3%	29.2%
6 - Strongly Agree	17.8%	4.2%
MEAN=	4.45	4.25
22. The technical skills I learned at CU-Colorado Springs were complete and up-to-date.		
1 - Strongly Disagree	1.5%	0.0%
2 - Disagree	2.0%	4.2%
3 - Slightly Disagree	7.9%	12.5%
4 - Slightly Agree	21.9%	20.8%
5 - Agree	47.5%	37.5%
6 - Strongly Agree	19.2%	25.0%
MEAN=	4.70	4.67
23. In general, CU-Colorado Springs faculty are available and willing to help me complete my program of study.		
1 - Strongly Disagree	0.9%	0.0%
2 - Disagree	2.0%	4.2%
3 - Slightly Disagree	1.7%	4.2%
4 - Slightly Agree	11.2%	20.8%
5 - Agree	49.1%	37.5%
6 - Strongly Agree	35.1%	33.3%
MEAN=	5.11	4.92
24. I would recommend my degree program to another student.		
1 - Strongly Disagree	2.3%	0.0%
2 - Disagree	2.6%	0.0%
3 - Slightly Disagree	4.0%	8.3%
4 - Slightly Agree	14.0%	25.0%
5 - Agree	39.3%	33.3%
6 - Strongly Agree	37.8%	33.3%
MEAN=	4.99	4.92

### SECTION C: RATING MY EDUCATION AT CU-COLORADO SPRINGS

25. In retrospect, do you wish you had chosen a different program of study?		
1 - Yes	14.1%	16.7%
2 - No (Go to Q. 28)	85.9%	83.3%
25a. If yes, what degree program do you wish you had chosen?		
Not offered	N= 48	4
Not sure	6.3%	50.0%
Health Care Services	4.2%	25.0%
	6.3%	25.0%

	2002	2002
	<u>GRAD SENIORS BUS SENIORS</u>	
26. How many courses (not hours) did you complete your last two full semesters (not including summer term) at CU-Colorado Springs?		
0-6	23.0%	16.0%
7 or more	77.0%	84.0%
MEAN=	8.65	9.08
27. How many of these courses required you to complete:		
a - in class writing assignments (other than English classes).	2.83	1.83
b - out of class writing assignment(s) (other than English classes) of at least 10 pages.	3.03	3.38
c - oral presentation(s) (other than communication classes).	2.62	3.92
d - group project(s)/activities.	3.22	4.96
e - problems requiring quantitative (mathematical) skills (other than math classes).	2.47	3.75
f - computer applications (either mainframe or personal cocmputer in classes other than computer science or information systems).	2.82	2.52
g - activities requiring knowledge of other cultures (other than foreign language classes).	2.31	0.75
h - scientific methodology.	2.48	0.71
28. I learned a variety of new intellectual concepts during my university education.		
1 - Strongly Disagree	0.3%	0.0%
2 - Disagree	1.4%	0.0%
3 - Slightly Disagree	2.3%	4.0%
4 - Slightly Agree	13.2%	20.0%
5 - Agree	51.3%	60.0%
6 - Strongly Agree	31.5%	16.0%
MEAN=	5.08	4.88
29. I learned the theoretical foundations of the academic disciplines I studied during my university education.		
1 - Strongly Disagree	.8%	4.2%
2 - Disagree	.8%	0.0%
3 - Slightly Disagree	1.7%	0.0%
4 - Slightly Agree	16.7%	37.5%
5 - Agree	52.0%	41.7%
6 - Strongly Agree	28.0%	16.7%
MEAN=	5.02	4.63
30. If you attended another college or university prior to attending CU-Colorado Springs, go to question 33a. If you did not attend another college or university, go to question 33c.		
30a. What type of college did you attend prior to enrolling at CU-Colorado Springs?	N=	
2-year college	222	12
4-year college	56.3%	66.7%
University	19.8%	16.7%
	23.9%	16.7%
30b. How many hours of college credit did you transfer to CU-Colorado Springs?	MEAN=	
	52.53	45.10
31. How would you rate the overall quality of YOUR education at CU-Colorado Springs, in the following areas?		
ORAL COMMUNICATION (e.g., public speaking, small groups, one-on-one)		
1- Very Poor	.6%	0.0%

	2002	2002
	<u>GRAD SENIORS</u>	<u>BUS SENIORS</u>
2- Poor	2.8%	4.0%
3- Fair	23.2%	20.0%
4- Good	56.4%	60.0%
5- Excellent	17.0%	16.0%
MEAN=	3.86	3.88
<b>QUANTITATIVE SKILLS (e.g., math, statistics)</b>		
1- Very Poor	0.6%	0.0%
2- Poor	4.9%	0.0%
3- Fair	26.9%	41.7%
4- Good	49.4%	37.5%
5- Excellent	18.3%	20.8%
MEAN=	3.80	3.79
<b>SCIENTIFIC REASONING (e.g., scientific reasoning and methods)</b>		
1- Very Poor	0.6%	0.0%
2- Poor	3.7%	16.7%
3- Fair	23.0%	50.0%
4- Good	49.4%	33.3%
5- Excellent	23.3%	0.0%
MEAN=	3.91	3.17
<b>QUALITATIVE SKILLS (e.g., personal analysis, perception, intuition)</b>		
1- Very Poor	0.6%	0.0%
2- Poor	3.1%	16.0%
3- Fair	19.6%	16.0%
4- Good	48.3%	52.0%
5- Excellent	28.4%	16.0%
MEAN=	4.01	3.68
<b>ANALYTICAL REASONING (e.g., logic)</b>		
1- Very Poor	0.8%	0.0%
2- Poor	2.0%	8.0%
3- Fair	21.5%	28.0%
4- Good	51.4%	56.0%
5- Excellent	24.3%	8.0%
MEAN=	3.96	3.64
<b>GRAPHIC COMMUNICATION (e.g., using charts, graphs)</b>		
1- Very Poor	1.7%	4.0%
2- Poor	8.3%	8.0%
3- Fair	35.0%	40.0%
4- Good	41.6%	44.0%
5- Excellent	13.4%	4.0%
MEAN=	3.57	3.36
<b>READING SKILLS</b>		
1- Very Poor	0.0%	0.0%
2- Poor	3.7%	8.0%
3- Fair	15.6%	24.0%
4- Good	48.0%	40.0%
5- Excellent	32.7%	28.0%



	2002	2002
	<b>GRAD SENIORS BUS SENIORS</b>	
MEAN=	4.10	3.88
<b>WRITING SKILLS</b>		
1- Very Poor	0.0%	0.0%
2- Poor	2.8%	4.0%
3- Fair	14.7%	20.0%
4- Good	47.3%	48.0%
5- Excellent	35.1%	28.0%
MEAN=	4.15	4.00
<b>PROBLEM SOLVING SKILLS (e.g., critical thinking)</b>		
1- Very Poor	0.6%	0.0%
2- Poor	1.4%	4.0%
3- Fair	15.8%	32.0%
4- Good	49.2%	52.0%
5- Excellent	33.1%	12.0%
MEAN=	4.13	3.72
<b>WORKING WITH OTHERS (e.g., teams, groups, etc.)</b>		
1- Very Poor	1.1%	0.0%
2- Poor	2.0%	0.0%
3- Fair	15.8%	16.0%
4- Good	46.3%	48.0%
5- Excellent	34.7%	36.0%
MEAN=	4.12	4.20
<b>INFORMATION GATHERING SKILLS (e.g. library, internet, etc.)</b>		
1- Very Poor	1.4%	4.0%
2- Poor	4.2%	0.0%
3- Fair	20.1%	36.0%
4- Good	41.1%	32.0%
5- Excellent	33.1%	28.0%
MEAN=	4.00	3.80
<b>MOTIVATION</b>		
1- Very Poor	1.7%	0.0%
2- Poor	4.2%	8.0%
3- Fair	23.5%	40.0%
4- Good	46.7%	36.0%
5- Excellent	23.8%	16.0%
MEAN=	3.87	3.60
<b>SELF-DISCIPLINE</b>		
1- Very Poor	0.3%	0.0%
2- Poor	2.6%	8.0%
3- Fair	18.2%	36.0%
4- Good	53.0%	36.0%
5- Excellent	25.9%	20.0%
MEAN=	4.02	3.68
<b>MULTI-CULTURAL AWARENESS (e.g., sensitivity to others unlike you)</b>		
1- Very Poor	1.7%	4.0%
2- Poor	4.9%	8.0%
3- Fair	23.8%	40.0%
4- Good	38.1%	40.0%

	2002	2002
	<u>GRAD SENIORS</u>	<u>BUS SENIORS</u>
5- Excellent	31.5%	8.0%
MEAN=	3.93%	3.40
<b>UNDERSTANDING &amp; SYNTHESIZING HISTORICAL EVENTS (e.g., understanding of today's world in light of the past)</b>		
1- Very Poor	1.4%	0.0%
2- Poor	7.4%	16.0%
3- Fair	26.4%	40.0%
4- Good	41.8%	40.0%
5- Excellent	22.9%	4.0%
MEAN=	3.77	3.32
<b>PRIMARY COLLEGE OF ACADEMIC WORK</b>		
1- Very Poor	0.9%	4.2%
2- Poor	2.0%	0.0%
3- Fair	14.0%	20.8%
4- Good	55.7%	54.2%
5- Excellent	27.4%	20.8%
MEAN=	4.07	3.88
<b>OVERALL INSTRUCTION</b>		
1- Very Poor	0.0%	0.0%
2- Poor	1.4%	0.0%
3- Fair	10.2%	20.8%
4- Good	58.8%	58.3%
5- Excellent	29.5%	20.8%
MEAN=	4.16	4.00
<b>32. CU-Colorado Springs prepared me well for my field of specialization.</b>		
1 - Strongly Disagree	1.4%	4.0%
2 - Disagree	2.5%	0.0%
3 - Slightly Disagree	6.8%	8.0%
4 - Slightly Agree	22.9%	32.0%
5 - Agree	47.3%	40.0%
6 - Strongly Agree	19.0%	16.0%
MEAN=	4.69	4.52
<b>33. The education I received at CU-Colorado Springs contributed to my personal growth in helping me recognize my rights, responsibilities, and privileges as a citizen.</b>		
1 - Strongly Disagree	1.4%	0.0%
2 - Disagree	5.6%	4.2%
3 - Slightly Disagree	6.8%	12.5%
4 - Slightly Agree	22.6%	33.3%
5 - Agree	40.7%	37.5%
6 - Strongly Agree	22.9%	12.5%
MEAN=	4.64	4.42
<b>34. Overall, I am satisfied with the education I received at CU-Colorado Springs.</b>		
1 - Strongly Disagree	0.8%	0.0%
2 - Disagree	5.6%	4.0%
3 - Slightly Disagree	6.8%	0.0%
4 - Slightly Agree	22.6%	24.0%
5 - Agree	40.7%	48.0%

	2002	2002
	GRAD SENIORS	BUS SENIORS
6 - Strongly Agree	22.9%	24.0%
MEAN=	5.02	4.88
35. I would send my child(ren) to CU-Colorado Springs.		
1 - Strongly Disagree	2.9%	0.0%
2 - Disagree	3.7%	0.0%
3 - Slightly Disagree	5.7%	12.0%
4 - Slightly Agree	20.1%	24.0%
5 - Agree	45.3%	44.0%
6 - Strongly Agree	22.3%	20.0%
MEAN=	4.68	4.72
36. I would never recommend CU-Colorado Springs to a prospective student.		
1 - Strongly Disagree	44.5%	52.0%
2 - Disagree	35.7%	28.0%
3 - Slightly Disagree	8.5%	12.0%
4 - Slightly Agree	5.1%	8.0%
5 - Agree	3.7%	0.0%
6 - Strongly Agree	2.5%	0.0%
MEAN=	1.95	1.76
37. I sought formal advisement on a regular basis (at least once a semester).		
1 - Strongly Disagree	8.3%	16.7%
2 - Disagree	21.5%	45.8%
3 - Slightly Disagree	13.2%	8.3%
4 - Slightly Agree	20.1%	16.7%
5 - Agree	22.6%	4.2%
6 - Strongly Agree	14.3%	8.3%
MEAN=	3.70	2.71
38. The faculty at CU-Colorado Springs used examples of diversity (different cultures, religions,races, people with disabilities, etc.) in their class material.		
1 - Strongly Disagree	1.7%	12.0%
2 - Disagree	4.6%	4.0%
3 - Slightly Disagree	7.5%	8.0%
4 - Slightly Agree	32.0%	36.0%
5 - Agree	39.8%	36.0%
6 - Strongly Agree	14.4%	4.0%
MEAN=	4.47	3.92
39. During the years you were completing your degree at CU-Colorado Springs, how often were courses you needed for your general education requirements unavailable in the semester you needed them?		
1 - Never	26.7%	32.0%
2 - Rarely	29.3%	32.0%
3 - Sometimes	33.5%	24.0%
4 - Often	9.1%	12.0%
5 - Always	1.4%	0.0%
40. How often were courses needed for your major unavailable in the semester you needed them?		
1 - Never	21.5%	24.0%

	2002	2002
	<b>GRAD SENIORS</b>	<b>BUS SENIORS</b>
2 - Rarely	26.0%	24.0%
3 - Sometimes	32.5%	24.0%
4 - Often	17.8%	24.0%
5 - Always	2.3%	4.0%
<b>41. How would you evaluate the advising you received in your major program of study?</b>		
1- Very Poor	4.0%	4.0%
2- Poor	8.6%	4.0%
3- Fair	22.1%	44.0%
4- Good	38.4%	36.0%
5- Excellent	26.9%	12.0%
<b>42. How would you evaluate the advising you received from the Student Success Center?</b>		
1- Very Poor	2.3%	8.0%
2- Poor	7.6%	8.0%
3- Fair	25.1%	52.0%
4- Good	39.4%	16.0%
5- Excellent	25.7%	16.0%
<b>43. Did you work directly with any faculty member on research or creative projects during your time at CU-Colorado Springs, either in or outside of class?</b>		
1 - Yes	42.0%	20.0%
2 - No	58.0%	80.0%
<b>44. How many hours per week do you spend in volunteer, charity, or other community activities that you are involved with as part of your education?</b>		
1- None	55.0%	68.0%
2- 1-5	31.2%	16.0%
3- 5-10	7.9%	8.0%
4-10-15	3.1%	0.0%
5-Over 15	2.8%	8.0%
<b>45. Approximately how many faculty members took an interest in your educational and career goals (other than for advising purposes) during your years at CU-Colorado Springs?</b>		
1 - None	21.5%	28.0%
2 - One	19.5%	12.0%
3 - Two or Three	44.8%	52.0%
4 - Four or More	14.2%	8.0%
<b>46. How often, either formally or informally, did you meet with faculty members outside of regular classroom hours?</b>		
1 - Never	13.9%	20.0%
2 - Occasionally	63.7%	68.0%
3 - Often	18.4%	12.0%
4 - Very Often	4.0%	0.0%

	2002	2002
	GRAD SENIORS	BUS SENIORS
47. As a student at CU-Colorado Springs, have you completed an internship, field experience, co_op experience, practicum, or clinical assignment?		
1 - Yes	40.1%	48.0%
2 - No	59.9%	52.0%
48. To what extent have you used electronic technologies (computer software, email, Internet, etc.), to complete class assignments?		
1 - Never	2.3%	0.0%
2 - Occasionally	11.1%	0.0%
3 - Often	26.4%	20.0%
4 - Very Often	60.2%	80.0%
49. In your opinion, what were the advantages of going to CU-Colorado Springs?		
Location	19.3%	26.2%
Small class size	17.8%	17.4%
Convenient	10.9%	13.0%
Faculty	8.8%	13.0%
Cost	6.6%	4.4%
Other	5.1%	8.7%
Class hours/schedule	2.1%	8.7%
Good equipment, facilities, resources	1.5%	4.3%
Beautiful campus	1.2%	4.3%
50. In your opinion, what were the disadvantages of going to CU-Colorado Springs?		
Parking	24.1%	30.0%
Other	17.5%	10.0%
Little campus life/social life	7.9%	15.0%
Need wider selection of courses	5.8%	5.0%
Class hours/schedule	5.5%	5.0%
Faculty	5.2%	10.0%
School is too small	2.4%	5.0%
Lack of internships, practical/work experience	2.4%	5.0%
Poor academic advising	1.7%	5.0%
Classes Too Small	0.7%	5.0%
Group projects	0.3%	5.0%

**Section D: Personal Development (These questions are intended to report your areas of gains/losses, not your level of satisfaction.)**

On items 51 through 67, please evaluate the degree of personal development or gain which resulted from your attendance at CU-Colorado Springs.

51. Problem-solving ability		
0 - A loss	0.0%	0.0%
1 - No gain	2.0%	0.0%
2 - Very slight gain	3.4%	4.0%
3 - Slight gain	13.0%	20.0%
4 - Moderate gain	39.9%	60.0%

	2002	2002
	GRAD SENIORS	BUS SENIORS
5 - High gain	33.4%	16.0%
6 - Very high gain	8.2%	0.0%
MEAN=	4.24	3.88
52. Skill in written expression		
0 - A loss	0.0%	0.0%
1 - No gain	2.5%	0.0%
2 - Very slight gain	3.1%	0.0%
3 - Slight gain	12.7%	12.0%
4 - Moderate gain	32.6%	44.0%
5 - High gain	34.3%	28.0%
6 - Very high gain	14.7%	16.0%
MEAN=	4.37	4.48
53. Skill in oral expression		
0 - A loss	0.3%	0.0%
1 - No gain	4.5%	0.0%
2 - Very slight gain	5.7%	12.0%
3 - Slight gain	13.6%	8.0%
4 - Moderate gain	31.5%	16.0%
5 - High gain	33.2%	48.0%
6 - Very high gain	11.1%	16.0%
MEAN=	4.16	4.48
54. Self-understanding		
0 - A loss	0.0%	0.0%
1 - No gain	4.3%	0.0%
2 - Very slight gain	4.0%	20.0%
3 - Slight gain	8.8%	12.0%
4 - Moderate gain	27.6%	32.0%
5 - High gain	37.8%	28.0%
6 - Very high gain	17.6%	8.0%
MEAN=	4.43	3.92
55. Ability to manage emotions appropriately		
0 - A loss	0.9%	0.0%
1 - No gain	14.5%	20.8%
2 - Very slight gain	7.1%	8.3%
3 - Slight gain	18.5%	20.8%
4 - Moderate gain	29.1%	33.3%
5 - High gain	21.7%	16.7%
6 - Very high gain	8.3%	0.0%
MEAN=	3.58	3.17
56. Ability to make close friends		
0 - A loss	1.1%	0.0%
1 - No gain	15.9%	20.0%
2 - Very slight gain	13.9%	16.0%
3 - Slight gain	18.8%	20.0%


	2002	2002
	<u>GRAD SENIORS</u>	<u>BUS SENIORS</u>
4 - Moderate gain	21.6%	16.0%
5 - High gain	19.6%	24.0%
6 - Very high gain	9.1%	4.0%
MEAN=	3.39	3.20
57. Appreciation for persons of other races and ethnic backgrounds		
0 - A loss	1.7%	8.0%
1 - No gain	11.7%	8.0%
2 - Very slight gain	10.5%	20.0%
3 - Slight gain	14.8%	16.0%
4 - Moderate gain	23.1%	24.0%
5 - High gain	26.5%	24.0%
6 - Very high gain	11.7%	0.0%
MEAN=	3.72	3.12
58. Ability to relate to people		
0 - A loss	0.3%	0.0%
1 - No gain	5.4%	4.0%
2 - Very slight gain	9.6%	8.0%
3 - Slight gain	14.2%	20.0%
4 - Moderate gain	28.6%	40.0%
5 - High gain	30.9%	24.0%
6 - Very high gain	11.0%	4.0%
MEAN=	4.02	3.84
59. Knowledge of social/domestic issues		
0 - A loss	0.3%	0.0%
1 - No gain	6.5%	0.0%
2 - Very slight gain	6.8%	4.0%
3 - Slight gain	15.3%	32.0%
4 - Moderate gain	27.3%	32.0%
5 - High gain	29.3%	28.0%
6 - Very high gain	14.5%	4.0%
MEAN=	4.09	3.96
60. Knowledge of international relations		
0 - A loss	0.6%	0.0%
1 - No gain	8.0%	0.0%
2 - Very slight gain	14.2%	20.0%
3 - Slight gain	16.5%	20.0%
4 - Moderate gain	28.4%	24.0%
5 - High gain	21.3%	32.0%
6 - Very high gain	11.1%	4.0%
MEAN=	3.72	3.80
61. Ability to make ethical decisions		
0 - A loss	0.9%	0.0%
1 - No gain	9.7%	8.0%
2 - Very slight gain	7.1%	12.0%

	2002	2002
	<u>GRAD SENIORS</u>	<u>BUS SENIORS</u>
3 - Slight gain	17.0%	32.0%
4 - Moderate gain	25.0%	20.0%
5 - High gain	27.6%	24.0%
6 - Very high gain	12.8%	4.0%
MEAN=	3.89	3.52
62. Appreciation for the arts		
0 - A loss	1.7%	4.0%
1 - No gain	13.6%	28.0%
2 - Very slight gain	8.5%	20.0%
3 - Slight gain	22.7%	24.0%
4 - Moderate gain	19.0%	12.0%
5 - High gain	21.6%	8.0%
6 - Very high gain	12.8%	4.0%
MEAN=	3.60	2.52
63. Appreciation for literature		
0 - A loss	1.4%	4.0%
1 - No gain	12.8%	28.0%
2 - Very slight gain	12.2%	24.0%
3 - Slight gain	18.2%	16.0%
4 - Moderate gain	20.2%	16.0%
5 - High gain	21.6%	8.0%
6 - Very high gain	13.6%	4.0%
MEAN=	3.62	2.52
64. Appreciation of the humanities		
0 - A loss	3.4%	4.0%
1 - No gain	11.4%	28.0%
2 - Very slight gain	10.3%	20.0%
3 - Slight gain	19.4%	12.0%
4 - Moderate gain	25.1%	24.0%
5 - High gain	17.7%	8.0%
6 - Very high gain	12.6%	4.0%
MEAN=	3.55	2.64
65. Skills in gathering information		
0 - A loss	0.0%	0.0%
1 - No gain	3.1%	0.0%
2 - Very slight gain	4.5%	16.0%
3 - Slight gain	13.3%	32.0%
4 - Moderate gain	23.2%	24.0%
5 - High gain	36.8%	16.0%
6 - Very high gain	19.0%	12.0%
MEAN=	4.43	3.76
66. Technical knowledge		
0 - A loss	0.3%	0.0%
1 - No gain	5.4%	0.0%
2 - Very slight gain	5.4%	4.0%
3 - Slight gain	10.8%	12.0%



	2002	2002
	GRAD SENIORS	BUS SENIORS
4 - Moderate gain	29.5%	44.0%
5 - High gain	31.7%	32.0%
6 - Very high gain	17.0%	8.0%
MEAN=	4.27	4.28
67. Scholarly knowledge		
0 - A loss	0.6%	0.0%
1 - No gain	1.4%	0.0%
2 - Very slight gain	2.3%	4.0%
3 - Slight gain	8.8%	12.0%
4 - Moderate gain	26.7%	40.0%
5 - High gain	36.4%	40.0%
6 - Very high gain	23.9%	4.0%
MEAN=	4.64	4.28
68. Your gender is:		
1 - Male	35.1%	24.0%
2 - Female	64.9%	76.0%
69. Your primary ethnic group is:		
1 - White/Anglo/Caucasian	83.9%	72.0%
2 - African American	4.9%	12.0%
3 - Hispanic/Chicano(a)/Latino(a)	5.5%	8.0%
4 - Asian	3.2%	8.0%
5 - Native American/American Indian/Aleut	2.6%	0.0%
70. Your year of birth is:	MEAN= 1973	1979
71. The highest education level completed by your mother was:		
1 - Grade school	1.1%	0.0%
2 - Junior high	1.7%	0.0%
3 - Some high school	4.3%	12.0%
4 - High school graduate	25.0%	24.0%
5 - Vocational/technical/business (beyond high school)	8.2%	0.0%
6 - Some college	24.4%	40.0%
7 - Completed college (4 year degree)	23.9%	20.0%
8 - Graduate or Professional school	11.4%	4.0%
72. The highest education level completed by your father was:		
1 - Grade school	0.9%	0.0%
2 - Junior high	1.4%	0.0%
3 - Some high school	5.4%	8.0%
4 - High school graduate	18.0%	28.0%
5 - Vocational/technical/business (beyond high school)	8.6%	8.0%
6 - Some college	21.4%	16.0%
7 - Completed college (4 year degree)	22.0%	20.0%
8 - Graduate or Professional school	22.3%	20.0%
73. Your current marital status is:		
1 - Single, never married	60.6%	68.0%
2 - Married	31.7%	28.0%
3 - Separated	0.6%	0.0%

	2002	2002
	<u>GRAD SENIORS</u>	<u>BUS SENIORS</u>
4 - Divorced	5.1%	4.0%
5 - Other	2.0%	0.0%



**CU-Colorado Springs**  
**2002 Graduating Seniors Survey Report**  
**For Summer 2001 through Spring 2002**  
 Comparison of University Totals to the College of Engineering

	2002	2002
	<u>GRAD SENIORS ENG SENIORS</u>	
	N= 355	48
<b>SECTION A: EDUCATION AT CU-COLORADO SPRINGS</b>		
1. When did you start work toward a degree program at CU-Colorado Springs?		
2001	4.2%	0.0%
2000	15.6%	8.2%
1999	23.0%	24.4%
1998	26.9%	26.5%
1997 and before	29.8%	40.7%
2. What was your initial student level?		
1 - Freshman	38.3%	44.0%
2 - Transfer (Please go to Q. 2a)	60.0%	52.0%
3 - Unclassified	1.7%	4.0%
2a. If you were a transfer student, from which institution did you transfer?	N= 207	25
Other	46.9%	32.0%
PPCC (Pikes Peak Community College)	32.4%	40.0%
CSU (Colorado State University)	4.3%	8.0%
UNC (University of Northern Colorado)	2.9%	4.0%
USC (University of Southern Colorado)	1.9%	4.0%
CTU (Colorado Technical University)	0.5%	4.0%
US. Air Force Academy	0.5%	4.0%
3. What was your initial student tuition classification?		
1 - Resident	84.5%	86.0%
2 - Non-resident	15.5%	14.0%
4. During your studies at CU-Colorado Springs, what was your course load during most semesters?		
1 - Full-time (12 or more hours a semester)	89.5%	83.7%
2 - Part-time	10.4%	16.3%
5. When will you graduate from CU-Colorado Springs? Please indicate semester and year.		
Fall 2001	6.5%	8.0%
Spring 2002	93.5%	92.0%
6. Which degree will you receive at the time of the above graduation?		
1 - Bachelor of Arts	66.9%	16.0%
2 - Bachelor of Science	33.1%	84.0%
7. In what major(s) will you receive your degree from CU-Colorado Springs?		
Computer Science	5.7%	40.0%
Electrical Engineering	4.0%	28.0%
Mathematics	2.3%	16.0%
Mechanical Engineering	2.0%	14.0%

	2002	2002
	<u>GRAD SENIORS ENG SENIORS</u>	
8. In which school/college are you enrolled as an undergraduate at CU-Colorado Springs? 3 - Engineering	14.1%	100.0%
9. Have you changed colleges (as listed in Question 8) during your studies at CU-Colorado Springs? 1 - Yes 2 - No	8.7% 91.3%	12.0% 88.0%
10. What is your current cumulative grade point average? MEAN=	3.19	3.09
11a. To what extent has CU-Colorado Springs provided you assistance to succeed academically? 1-Very Little 2-Some 3-Much 4-Very Much	3.8% 29.0% 47.2% 20.0%	4.1% 36.7% 42.9% 16.3%
11b. To what extent has CU-Colorado Springs provided you with the ability to deal with non academic obligations (i.e. work or family)? 1-Very Little 2-Some 3-Much 4-Very Much	21.7% 35.4% 32.5% 10.4%	22.4% 55.1% 20.4% 2.0%
11c. To what extent has CU-Colorado Springs provided support for your social interactions with other students? 1-Very Little 2-Some 3-Much 4-Very Much	20.1% 41.3% 29.4% 9.3%	25.0% 39.6% 31.3% 4.2%
12. What was your primary purpose in obtaining a degree? CIRCLE ONE ANSWER ONLY. 1 - To obtain a general education. 2 - To satisfy my parents' desire. 3 - To discover what type of occupation I desire. 4 - To become better qualified for future employment. 5 - To become better qualified for my present employment. 6 - To qualify for advancement in my field of employment. 7 - To prepare for a better job than my present employment. 8 - To prepare for changing my occupation. 9 - To prepare for a graduate degree. 10 - Personal Fulfillment 11 - Other	5.5% .6% 3.2% 39.9% 2.3% 3.2% 6.0% 4.6% 18.1% 13.8% 2.9%	0.0% 0.0% 4.1% 57.1% 6.1% 8.2% 10.2% 2.0% 0.0% 10.2% 2.0%
13. Have you applied to an advanced degree (beyond bachelor's) or certificate program? 1 - Yes, full-time 2 - Yes, part-time 3 - No (go to Q. 12b)	12.7% 1.4% 85.9%	6.0% 0.0% 94.0%
13a. If yes, what is the program in which you will be enrolled and at what university? N=	46	2
Program: Other (general graduate courses) TEP (Teacher Education Program)	37.0% 21.7%	50.0% 50.0%

	2002	2002
	<u>GRAD SENIORS ENG SENIORS</u>	
University:		
UCCS	50.0%	50.0%
Other	34.2%	50.0%
13b. If no, do you plan to pursue an advanced degree in the near future?		
1 - Yes	77.3%	68.2%
2 - No	22.7%	31.8%

**SECTION B: EMPLOYMENT**

14. What are your plans immediately following graduation?		
1 - Seek employment	37.7%	48.0%
2 - Attend graduate school	12.3%	2.0%
3 - Continue current employment	11.4%	10.0%
4 - Both attend graduate school and seek or continue employment	21.7%	24.0%
5 - Go into the Teacher Education Program	4.6%	10.0%
6 - Be a homemaker	1.1%	2.0%
7 - Take time off	4.6%	0.0%
8 - Other	6.6%	4.0%
15. On average, how many hours per week do you currently spend in paid employment?	MEAN= 23.14	18.96
16. How much of your paid employment is related to your field of study?		
1- Not Related	37.4%	18.6%
2- Sometimes Related	25.9%	18.6%
3-More Related Than Not	12.9%	18.6%
4- Highly Related	23.5%	44.2%
17. If you are not employed, what is your current source of income?	N= 57	10
Spouse	38.6%	10.0%
Parents	12.3%	20.0%
Loans/Grants	17.5%	40.0%
Savings	15.8%	30.0%

**Please circle the number that reflects your opinion on the following items:**

18. My studies at CU-Colorado Springs enhanced my ability to get a job.		
1 - Strongly Disagree	1.7%	4.0%
2 - Disagree	3.7%	4.0%
3 - Slightly Disagree	2.0%	2.0%
4 - Slightly Agree	18.1%	8.0%
5 - Agree	52.6%	60.0%
6 - Strongly Agree	21.8%	22.0%
	MEAN= 4.82	4.82
19. I am pleased with my choice of degree program.		
1 - Strongly Disagree	0.9%	2.0%
2 - Disagree	2.0%	2.0%
3 - Slightly Disagree	2.6%	8.0%
4 - Slightly Agree	8.5%	4.0%
5 - Agree	41.6%	40.0%

	2002	2002
	<u>GRAD SENIORS ENG SENIORS</u>	
6 - Strongly Agree	44.4%	44.0%
MEAN=	5.21	5.10
20. My degree program provided me detailed understanding of my anticipated career.		
1 - Strongly Disagree	3.2%	8.0%
2 - Disagree	4.3%	0.0%
3 - Slightly Disagree	8.3%	6.0%
4 - Slightly Agree	28.9%	22.0%
5 - Agree	35.8%	48.0%
6 - Strongly Agree	19.5%	16.0%
MEAN=	4.48	4.50
21. The education I received at CU-Colorado Springs helped me understand how diversity issues are interrelated in regional, national and global relations.		
1 - Strongly Disagree	3.2%	8.2%
2 - Disagree	3.7%	6.1%
3 - Slightly Disagree	8.9%	24.5%
4 - Slightly Agree	31.0%	36.7%
5 - Agree	35.3%	18.4%
6 - Strongly Agree	17.8%	6.1%
MEAN=	4.45	3.69
22. The technical skills I learned at CU-Colorado Springs were complete and up-to-date.		
1 - Strongly Disagree	1.5%	4.0%
2 - Disagree	2.0%	2.0%
3 - Slightly Disagree	7.9%	14.0%
4 - Slightly Agree	21.9%	22.0%
5 - Agree	47.5%	50.0%
6 - Strongly Agree	19.2%	8.0%
MEAN=	4.70	4.36
23. In general, CU-Colorado Springs faculty are available and willing to help me complete my program of study.		
1 - Strongly Disagree	0.9%	0.0%
2 - Disagree	2.0%	4.1%
3 - Slightly Disagree	1.7%	4.1%
4 - Slightly Agree	11.2%	10.2%
5 - Agree	49.1%	55.1%
6 - Strongly Agree	35.1%	26.5%
MEAN=	5.11	4.96
24. I would recommend my degree program to another student.		
1 - Strongly Disagree	2.3%	2.0%
2 - Disagree	2.6%	2.0%
3 - Slightly Disagree	4.0%	8.0%
4 - Slightly Agree	14.0%	18.0%
5 - Agree	39.3%	38.0%
6 - Strongly Agree	37.8%	32.0%
MEAN=	4.99	4.84

### SECTION C: RATING MY EDUCATION AT CU-COLORADO SPRINGS

		2002	2002
		<u>GRAD SENIORS ENG SENIORS</u>	
25. In retrospect, do you wish you had chosen a different program of study?			
1 - Yes		14.1%	14.3%
2 - No (Go to Q. 28)		85.9%	85.7%
25a. If yes, what degree program do you wish you had chosen?	N=	48	7
Information Systems		6.3%	28.6%
Other		12.5%	28.6%
Not offered		6.3%	14.3%
Computer Science		10.4%	14.3%
Art History		4.2%	14.3%
26. How many courses (not hours) did you complete your last two full semesters (not including summer term) at CU-Colorado Springs?			
0-6		23.0%	12.0%
7 or more		77.0%	88.0%
	MEAN=	8.65	9.50
27. How many of these courses required you to complete:			
a - in class writing assignments (other than English classes).		2.83	1.02
b - out of class writing assignment(s) (other than English classes) of at least 10 pages.		3.03	2.19
c - oral presentation(s) (other than communication classes).		2.62	1.40
d - group project(s)/activities.		3.22	3.38
e - problems requiring quantitative (mathematical) skills (other than math classes).		2.47	6.08
f - computer applications (either mainframe or personal cocmputer in classes other than computer science or information systems).		2.82	4.19
g - activities requiring knowledge of other cultures (other than foreign language classes).		2.31	.36
h - scientific methodology.		2.48	3.42
28. I learned a variety of new intellectual concepts during my university education.			
1 - Strongly Disagree		0.3%	0.0%
2 - Disagree		1.4%	2.0%
3 - Slightly Disagree		2.3%	4.0%
4 - Slightly Agree		13.2%	20.0%
5 - Agree		51.3%	56.0%
6 - Strongly Agree		31.5%	18.0%
	MEAN=	5.08	4.84
29. I learned the theoretical foundations of the academic disciplines I studied during my university education.			
1 - Strongly Disagree		0.8%	0.0%
2 - Disagree		0.8%	2.0%
3 - Slightly Disagree		1.7%	2.0%
4 - Slightly Agree		16.7%	26.0%
5 - Agree		52.0%	52.0%
6 - Strongly Agree		28.0%	18.0%
	MEAN=	5.02	4.82
30. If you attended another college or university prior to attending CU-Colorado Springs, go to question 33a. If you did not attend another college or university, go to question 33c.			
30a. What type of college did you attend prior to enrolling at CU-Colorado Springs?	N=	222	30

		2002	2002
		<u>GRAD SENIORS</u>	<u>ENG SENIORS</u>
2-year college		56.3%	60.0%
4-year college		19.8%	16.7%
University		23.9%	23.3%
30b. How many hours of college credit did you transfer to CU-Colorado Springs?	MEAN=	52.53	59.79
<b>31. How would you rate the overall quality of YOUR education at CU-Colorado Springs, in the following areas?</b>			
ORAL COMMUNICATION (e.g., public speaking, small groups, one-on-one)			
1- Very Poor		0.6%	2.0%
2- Poor		2.8%	6.1%
3- Fair		23.2%	28.8%
4- Good		56.4%	46.9%
5- Excellent		17.0%	6.1%
	MEAN=	3.86	3.49
QUANTITATIVE SKILLS (e.g., math, statistics)			
1- Very Poor		0.6%	0.0%
2- Poor		4.9%	0.0%
3- Fair		26.9%	12.0%
4- Good		49.4%	54.0%
5- Excellent		18.3%	34.0%
	MEAN=	3.80	4.22
SCIENTIFIC REASONING (e.g., scientific reasoning and methods)			
1- Very Poor		0.6%	0.0%
2- Poor		3.7%	0.0%
3- Fair		23.0%	16.3%
4- Good		49.4%	57.1%
5- Excellent		23.3%	26.5%
	MEAN=	3.91	4.10
QUALITATIVE SKILLS (e.g., personal analysis, perception, intuition)			
1- Very Poor		0.6%	0.0%
2- Poor		3.1%	6.0%
3- Fair		19.6%	30.0%
4- Good		48.3%	50.0%
5- Excellent		28.4%	14.0%
	MEAN=	4.01	3.72
ANALYTICAL REASONING (e.g., logic)			
1- Very Poor		0.8%	0.0%
2- Poor		2.0%	0.0%
3- Fair		21.5%	18.0%
4- Good		51.4%	50.0%
5- Excellent		24.3%	32.0%
	MEAN=	3.96	4.14
GRAPHIC COMMUNICATION (e.g., using charts, graphs)			



	2002	2002
	<u>GRAD SENIORS    ENG SENIORS</u>	
1- Very Poor	1.7%	0.0%
2- Poor	8.3%	10.0%
3- Fair	35.0%	28.0%
4- Good	41.6%	40.0%
5- Excellent	13.4%	22.0%
MEAN=	3.57	3.74
 <b>READING SKILLS</b>		
1- Very Poor	0.0%	0.0%
2- Poor	3.7%	8.3%
3- Fair	15.6%	29.2%
4- Good	48.0%	47.9%
5- Excellent	32.7%	14.6%
MEAN=	4.10	3.69
 <b>WRITING SKILLS</b>		
1- Very Poor	0.0%	0.0%
2- Poor	2.8%	4.1%
3- Fair	14.7%	42.9%
4- Good	47.3%	34.7%
5- Excellent	35.1%	18.4%
MEAN=	4.15	3.67
 <b>PROBLEM SOLVING SKILLS (e.g., critical thinking)</b>		
1- Very Poor	0.6%	0.0%
2- Poor	1.4%	0.0%
3- Fair	15.8%	14.0%
4- Good	49.2%	60.0%
5- Excellent	33.1%	26.0%
MEAN=	4.13	4.12
 <b>WORKING WITH OTHERS (e.g., teams, groups, etc.)</b>		
1- Very Poor	1.1%	2.0%
2- Poor	2.0%	2.0%
3- Fair	15.8%	24.0%
4- Good	46.3%	50.0%
5- Excellent	34.7%	22.0%
MEAN=	4.12	3.88
 <b>INFORMATION GATHERING SKILLS (e.g. library, internet, etc.)</b>		
1- Very Poor	1.4%	4.0%
2- Poor	4.2%	18.0%
3- Fair	20.1%	24.0%
4- Good	41.1%	42.0%
5- Excellent	33.1%	12.0%
MEAN=	4.00	3.40
 <b>MOTIVATION</b>		
1- Very Poor	1.7%	0.0%
2- Poor	4.2%	12.2%
3- Fair	23.5%	30.6%
4- Good	46.7%	42.9%
5- Excellent	23.8%	14.3%

	2002	2002
	<b>GRAD SENIORS ENG SENIORS</b>	
MEAN=	3.87	3.59
<b>SELF-DISCIPLINE</b>		
1- Very Poor	0.3%	0.0%
2- Poor	2.6%	6.1%
3- Fair	18.2%	22.4%
4- Good	53.0%	57.1%
5- Excellent	25.9%	14.3%
MEAN=	4.02	3.80
<b>MULTI-CULTURAL AWARENESS (e.g., sensitivity to others unlike you)</b>		
1- Very Poor	1.7%	4.2%
2- Poor	4.9%	12.5%
3- Fair	23.8%	37.5%
4- Good	38.1%	35.4%
5- Excellent	31.5%	10.4%
MEAN=	3.93%	3.35
<b>UNDERSTANDING &amp; SYNTHESIZING HISTORICAL EVENTS (e.g., understanding of today's world in light of the past)</b>		
1- Very Poor	1.4%	4.3%
2- Poor	7.4%	23.4%
3- Fair	26.4%	36.2%
4- Good	41.8%	29.8%
5- Excellent	22.9%	6.4%
MEAN=	3.77	3.11
<b>PRIMARY COLLEGE OF ACADEMIC WORK</b>		
1- Very Poor	0.9%	0.0%
2- Poor	2.0%	4.0%
3- Fair	14.0%	22.0%
4- Good	55.7%	52.0%
5- Excellent	27.4%	22.0%
MEAN=	4.07	3.92
<b>OVERALL INSTRUCTION</b>		
1- Very Poor	0.0%	0.0%
2- Poor	1.4%	4.0%
3- Fair	10.2%	14.0%
4- Good	58.8%	58.0%
5- Excellent	29.5%	24.0%
MEAN=	4.16	4.02
<b>32. CU-Colorado Springs prepared me well for my field of specialization.</b>		
1 - Strongly Disagree	1.4%	0.0%
2 - Disagree	2.5%	8.0%
3 - Slightly Disagree	6.8%	8.0%
4 - Slightly Agree	22.9%	12.0%
5 - Agree	47.3%	54.0%
6 - Strongly Agree	19.0%	18.0%
MEAN=	4.69	4.66
<b>33. The education I received at CU-Colorado Springs contributed to my personal growth in helping</b>		

	2002	2002
	<u>GRAD SENIORS</u> <u>ENG SENIORS</u>	
me recognize my rights, responsibilities, and privileges as a citizen.		
1 - Strongly Disagree	1.4%	2.0%
2 - Disagree	5.6%	10.0%
3 - Slightly Disagree	6.8%	12.0%
4 - Slightly Agree	22.6%	34.0%
5 - Agree	40.7%	28.0%
6 - Strongly Agree	22.9%	14.0%
MEAN=	4.64	4.18
34. Overall, I am satisfied with the education I received at CU-Colorado Springs.		
1 - Strongly Disagree	0.8%	0.0%
2 - Disagree	5.6%	4.0%
3 - Slightly Disagree	6.8%	4.0%
4 - Slightly Agree	22.6%	10.0%
5 - Agree	40.7%	58.0%
6 - Strongly Agree	22.9%	24.0%
MEAN=	5.02	4.94
35. I would send my child(ren) to CU-Colorado Springs.		
1 - Strongly Disagree	2.9%	2.1%
2 - Disagree	3.7%	6.3%
3 - Slightly Disagree	5.7%	6.3%
4 - Slightly Agree	20.1%	20.8%
5 - Agree	45.3%	43.8%
6 - Strongly Agree	22.3%	20.8%
MEAN=	4.68	4.60
36. I would never recommend CU-Colorado Springs to a prospective student.		
1 - Strongly Disagree	44.5%	36.0%
2 - Disagree	35.7%	44.0%
3 - Slightly Disagree	8.5%	6.0%
4 - Slightly Agree	5.1%	10.0%
5 - Agree	3.7%	4.0%
6 - Strongly Agree	2.5%	0.0%
MEAN=	1.95	2.02
37. I sought formal advisement on a regular basis (at least once a semester).		
1 - Strongly Disagree	8.3%	4.1%
2 - Disagree	21.5%	0.0%
3 - Slightly Disagree	13.2%	10.2%
4 - Slightly Agree	20.1%	12.2%
5 - Agree	22.6%	42.9%
6 - Strongly Agree	14.3%	30.6%
MEAN=	3.70	4.82
38. The faculty at CU-Colorado Springs used examples of diversity (different cultures, religions, races, people with disabilities, etc.) in their class material.		
1 - Strongly Disagree	1.7%	4.3%
2 - Disagree	4.6%	10.9%
3 - Slightly Disagree	7.5%	17.4%
4 - Slightly Agree	32.0%	26.1%

	2002	2002
	<u>GRAD SENIORS</u>	<u>ENG SENIORS</u>
5 - Agree	39.8%	37.0%
6 - Strongly Agree	14.4%	4.3%
MEAN=	4.47	3.93
39. During the years you were completing your degree at CU-Colorado Springs, how often were courses you needed for your general education requirements unavailable in the semester you needed them?		
1 - Never	26.7%	26.0%
2 - Rarely	29.3%	36.0%
3 - Sometimes	33.5%	24.0%
4 - Often	9.1%	12.0%
5 - Always	1.4%	2.0%
40. How often were courses needed for your major unavailable in the semester you needed them?		
1 - Never	21.5%	6.0%
2 - Rarely	26.0%	24.0%
3 - Sometimes	32.5%	36.0%
4 - Often	17.8%	30.0%
5 - Always	2.3%	4.0%
41. How would you evaluate the advising you received in your major program of study?		
1- Very Poor	4.0%	8.0%
2- Poor	8.6%	10.0%
3- Fair	22.1%	24.0%
4- Good	38.4%	40.0%
5- Excellent	26.9%	18.0%
42. How would you evaluate the advising you received from the Student Success Center?		
1- Very Poor	2.3%	2.1%
2- Poor	7.6%	6.4%
3- Fair	25.1%	27.7%
4- Good	39.4%	48.9%
5- Excellent	25.7%	14.9%
43. Did you work directly with any faculty member on research or creative projects during your time at CU-Colorado Springs, either in or outside of class?		
1 - Yes	42.0%	44.0%
2 - No	58.0%	56.0%
44. How many hours per week do you spend in volunteer, charity, or other community activities that you are involved with as part of your education?		
1- None	55.0%	64.0%
2- 1-5	31.2%	32.0%
3- 5-10	7.9%	2.0%
4-10-15	3.1%	2.0%
5-Over 15	2.8%	0.0%
45. Approximately how many faculty members took an interest in your educational and career goals (other than for advising purposes) during your years at CU-Colorado Springs?		
1 - None	21.5%	28.6%
2 - One	19.5%	20.4%
3 - Two or Three	44.8%	36.7%
4 - Four or More	14.2%	14.3%

	2002	2002
	GRAD SENIORS	ENG SENIORS

46. How often, either formally or informally, did you meet with faculty members outside of regular classroom hours?		
1 - Never	13.9%	14.0%
2 - Occasionally	63.7%	56.0%
3 - Often	18.4%	26.0%
4 - Very Often	4.0%	4.0%
47. As a student at CU-Colorado Springs, have you completed an internship, field experience, co_op experience, practicum, or clinical assignment?		
1 - Yes	40.1%	42.0%
2 - No	59.9%	58.0%
48. To what extent have you used electronic technologies (computer software, email, Internet, etc.), to complete class assignments?		
1 - Never	2.3%	4.0%
2 - Occasionally	11.1%	4.0%
3 - Often	26.4%	20.0%
4 - Very Often	60.2%	72.0%
49. In your opinion, what were the advantages of going to CU-Colorado Springs?		
Location	19.3%	6.2%
Small class size	17.8%	22.9%
Convenient	10.9%	16.7%
Faculty	8.8%	8.3%
Small school/atmosphere	7.9%	12.5%
Cost	6.6%	10.4%
Other	5.1%	4.2%
Quality education	3.3%	6.2%
Good reputation	1.8%	2.1%
Good departmental programs	1.5%	2.1%
Well-rounded education	0.9%	2.1%
Accredited	0.6%	2.1%
Able to get a degree	0.6%	2.1%
Good career placement, guidance	0.3%	2.1%
50. In your opinion, what were the disadvantages of going to CU-Colorado Springs?		
Parking	24.1%	19.1%
Other	17.5%	14.9%
Little campus life/social life	7.9%	8.5%
Need wider selection of courses	5.8%	6.4%
Class hours/schedule	5.5%	8.5%
Faculty	5.2%	4.3%
Lack of internships, practical/work experience	2.4%	4.3%
High fees, costs	2.4%	2.1%
School lacks a big name, not well-known	2.4%	2.1%
Department/Program disorganized	2.1%	4.3%

	2002	2002
	<u>GRAD SENIORS    ENG SENIORS</u>	
Out-dated equipment, technology, Lack of	1.7%	6.4%
Inadequate library resources	1.4%	2.1%
Transfer of credits	1.0%	2.1%
Lack of diversity among students	1.0%	2.1%
Lack of sports	0.7%	2.1%
No cohesiveness/communication	0.7%	2.1%
Lack of financial aid	0.7%	2.1%
Overshadowed by Boulder	0.7%	2.1%
Lack of diversity among instructors	0.3%	2.1%
Classes taught by TA's, not PhD's	0.3%	2.1%

**Section D: Personal Development (These questions are intended to report your areas of gains/losses, not your level of satisfaction.)**

On items 51 through 67, please evaluate the degree of personal development or gain which resulted from your attendance at CU-Colorado Springs.

51. Problem-solving ability

0 - A loss	0.0%	0.0%
1 - No gain	2.0%	0.0%
2 - Very slight gain	3.4%	2.0%
3 - Slight gain	13.0%	10.0%
4 - Moderate gain	39.9%	34.0%
5 - High gain	33.4%	44.0%
6 - Very high gain	8.2%	10.0%
MEAN=	4.24	4.50

52. Skill in written expression

0 - A loss	0.0%	0.0%
1 - No gain	2.5%	10.0%
2 - Very slight gain	3.1%	6.0%
3 - Slight gain	12.7%	28.0%
4 - Moderate gain	32.6%	40.0%
5 - High gain	34.3%	12.0%
6 - Very high gain	14.7%	4.0%
MEAN=	4.37	3.50

53. Skill in oral expression

0 - A loss	0.3%	2.0%
1 - No gain	4.5%	14.0%
2 - Very slight gain	5.7%	12.0%
3 - Slight gain	13.6%	20.0%
4 - Moderate gain	31.5%	30.0%
5 - High gain	33.2%	20.0%
6 - Very high gain	11.1%	2.0%
MEAN=	4.16	3.30

54. Self-understanding

0 - A loss	0.0%	0.0%
1 - No gain	4.3%	12.0%
2 - Very slight gain	4.0%	4.0%

	2002	2002
	<u>GRAD SENIORS    ENG SENIORS</u>	
3 - Slight gain	8.8%	12.0%
4 - Moderate gain	27.6%	30.0%
5 - High gain	37.8%	36.0%
6 - Very high gain	17.6%	6.0%
MEAN=	4.43	3.92
55. Ability to manage emotions appropriately		
0 - A loss	0.9%	2.0%
1 - No gain	14.5%	20.0%
2 - Very slight gain	7.1%	14.0%
3 - Slight gain	18.5%	12.0%
4 - Moderate gain	29.1%	24.0%
5 - High gain	21.7%	24.0%
6 - Very high gain	8.3%	4.0%
MEAN=	3.58	3.24
56. Ability to make close friends		
0 - A loss	1.1%	0.0%
1 - No gain	15.9%	22.0%
2 - Very slight gain	13.9%	10.0%
3 - Slight gain	18.8%	26.0%
4 - Moderate gain	21.6%	12.0%
5 - High gain	19.6%	24.0%
6 - Very high gain	9.1%	6.0%
MEAN=	3.39	3.24
57. Appreciation for persons of other races and ethnic backgrounds		
0 - A loss	1.7%	2.0%
1 - No gain	11.7%	24.0%
2 - Very slight gain	10.5%	14.0%
3 - Slight gain	14.8%	14.0%
4 - Moderate gain	23.1%	20.0%
5 - High gain	26.5%	20.0%
6 - Very high gain	11.7%	6.0%
MEAN=	3.72	3.10
58. Ability to relate to people		
0 - A loss	0.3%	0.0%
1 - No gain	5.4%	12.0%
2 - Very slight gain	9.6%	14.0%
3 - Slight gain	14.2%	18.0%
4 - Moderate gain	28.6%	28.0%
5 - High gain	30.9%	22.0%
6 - Very high gain	11.0%	6.0%
MEAN=	4.02	3.52
59. Knowledge of social/domestic issues		
0 - A loss	0.3%	2.0%
1 - No gain	6.5%	22.0%
2 - Very slight gain	6.8%	12.0%
3 - Slight gain	15.3%	18.0%

	2002	2002
	<u>GRAD SENIORS    ENG SENIORS</u>	
4 - Moderate gain	27.3%	28.0%
5 - High gain	29.3%	16.0%
6 - Very high gain	14.5%	2.0%
MEAN=	4.09	3.04
60. Knowledge of international relations		
0 - A loss	0.6%	2.0%
1 - No gain	8.0%	18.0%
2 - Very slight gain	14.2%	24.0%
3 - Slight gain	16.5%	14.0%
4 - Moderate gain	28.4%	26.0%
5 - High gain	21.3%	12.0%
6 - Very high gain	11.1%	4.0%
MEAN=	3.72	2.96
61. Ability to make ethical decisions		
0 - A loss	0.9%	4.0%
1 - No gain	9.7%	12.0%
2 - Very slight gain	7.1%	8.0%
3 - Slight gain	17.0%	24.0%
4 - Moderate gain	25.0%	26.0%
5 - High gain	27.6%	18.0%
6 - Very high gain	12.8%	8.0%
MEAN=	3.89	3.42
62. Appreciation for the arts		
0 - A loss	1.7%	4.0%
1 - No gain	13.6%	26.0%
2 - Very slight gain	8.5%	18.0%
3 - Slight gain	22.7%	26.0%
4 - Moderate gain	19.0%	12.0%
5 - High gain	21.6%	8.0%
6 - Very high gain	12.8%	6.0%
MEAN=	3.60	2.64
63. Appreciation for literature		
0 - A loss	1.4%	2.0%
1 - No gain	12.8%	40.0%
2 - Very slight gain	12.2%	14.0%
3 - Slight gain	18.2%	18.0%
4 - Moderate gain	20.2%	14.0%
5 - High gain	21.6%	8.0%
6 - Very high gain	13.6%	4.0%
MEAN=	3.62	2.42
64. Appreciation of the humanities		
0 - A loss	3.4%	2.0%
1 - No gain	11.4%	30.6%
2 - Very slight gain	10.3%	18.4%



	2002	2002
	<u>GRAD SENIORS    ENG SENIORS</u>	
3 - Slight gain	19.4%	22.4%
4 - Moderate gain	25.1%	12.2%
5 - High gain	17.7%	6.1%
6 - Very high gain	12.6%	8.2%
MEAN=	3.55	2.63
65. Skills in gathering information		
0 - A loss	0.0%	0.0%
1 - No gain	3.1%	8.0%
2 - Very slight gain	4.5%	6.0%
3 - Slight gain	13.3%	12.0%
4 - Moderate gain	23.2%	30.0%
5 - High gain	36.8%	36.0%
6 - Very high gain	19.0%	8.0%
MEAN=	4.43	4.04
66. Technical knowledge		
0 - A loss	0.3%	0.0%
1 - No gain	5.4%	0.0%
2 - Very slight gain	5.4%	4.0%
3 - Slight gain	10.8%	4.0%
4 - Moderate gain	29.5%	16.0%
5 - High gain	31.7%	44.0%
6 - Very high gain	17.0%	32.0%
MEAN=	4.27	4.96
67. Scholarly knowledge		
0 - A loss	0.6%	0.0%
1 - No gain	1.4%	0.0%
2 - Very slight gain	2.3%	2.0%
3 - Slight gain	8.8%	14.3%
4 - Moderate gain	26.7%	20.4%
5 - High gain	36.4%	46.9%
6 - Very high gain	23.9%	16.3%
MEAN=	4.64	4.61
68. Your gender is:		
1 - Male	35.1%	68.0%
2 - Female	64.9%	32.0%
69. Your primary ethnic group is:		
1 - White/Anglo/Caucasian	83.9%	88.0%
2 - African American	4.9%	4.0%
3 - Hispanic/Chicano(a)/Latino(a)	5.5%	2.0%
4 - Asian	3.2%	6.0%
5 - Native American/American Indian/Aleut	2.6%	0.0%
70. Your year of birth is:	MEAN=	1973                      1975
71. The highest education level completed by your mother was:		

	2002	2002
	<u>GRAD SENIORS</u>	<u>ENG SENIORS</u>
1 - Grade school	1.1%	0.0%
2 - Junior high	1.7%	4.0%
3 - Some high school	4.3%	2.0%
4 - High school graduate	25.0%	24.0%
5 - Vocational/technical/business (beyond high school)	8.2%	8.0%
6 - Some college	24.4%	20.0%
7 - Completed college (4 year degree)	23.9%	36.0%
8 - Graduate or Professional school	11.4%	6.0%
72. The highest education level completed by your father was:		
1 - Grade school	0.9%	0.0%
2 - Junior high	1.4%	0.0%
3 - Some high school	5.4%	6.0%
4 - High school graduate	18.0%	12.0%
5 - Vocational/technical/business (beyond high school)	8.6%	16.0%
6 - Some college	21.4%	24.0%
7 - Completed college (4 year degree)	22.0%	24.0%
8 - Graduate or Professional school	22.3%	18.0%
73. Your current marital status is:		
1 - Single, never married	60.6%	62.0%
2 - Married	31.7%	32.0%
3 - Separated	0.6%	0.0%
4 - Divorced	5.1%	2.0%
5 - Other	2.0%	4.0%



**CU-Colorado Springs**  
**2002 Graduating Seniors Survey Report**  
**For Summer 2001 through Spring 2002**  
 Comparison of University Totals to the College of Nursing

	2002	2002
	<u>GRAD SENIORS NURS SENIORS</u>	
	N= 355	32
<b>SECTION A: EDUCATION AT CU-COLORADO SPRINGS</b>		
1. When did you start work toward a degree program at CU-Colorado Springs?		
2001	4.2%	3.1%
2000	15.6%	18.8%
1999	23.0%	37.5%
1998	26.9%	28.1%
1997 and before	29.8%	12.5%
2. What was your initial student level?		
1 - Freshman	38.3%	25.0%
2 - Transfer (Please go to Q. 2a)	60.0%	75.0%
2a. If you were a transfer student, from which institution did you transfer?	N= 207	23
Other	46.9%	47.8%
PPCC (Pikes Peak Community College)	32.4%	26.1%
CSU (Colorado State University)	4.3%	8.7%
CU-Boulder (University of Colorado at Boulder)	3.9%	8.7%
Adams State	1.0%	4.3%
CU-Denver (University of Colorado at Denver)	0.5%	4.3%
3. What was your initial student tuition classification?		
1 - Resident	84.5%	78.1%
2 - Non-resident	15.5%	21.9%
4. During your studies at CU-Colorado Springs, what was your course load during most semesters?		
1 - Full-time (12 or more hours a semester)	89.5%	100.0%
5. When will you graduate from CU-Colorado Springs? Please indicate semester and year.		
Spring 2002	93.5%	100.0%
6. Which degree will you receive at the time of the above graduation?		
1 - Bachelor of Arts	66.9%	6.3%
2 - Bachelor of Science	33.1%	93.8%
7. In what major(s) will you receive your degree from CU-Colorado Springs?		
Nursing	7.4%	81.3%
Health Care Services	2.5%	18.8%
8. In which school/college are you enrolled as an undergraduate at CU-Colorado Springs?		
4 - Nursing	9.0%	100.0%
9. Have you changed colleges (as listed in Question 8) during your studies at CU-Colorado Springs?		
1 - Yes	8.7%	3.1%
2 - No	91.3%	96.9%
10. What is your current cumulative grade point average?	MEAN= 3.19	3.31
11a. To what extent has CU-Colorado Springs provided you assistance to succeed academically?		
1-Very Little	3.8%	0.0%
2-Some	29.0%	43.8%

	2002	2002
	<u>GRAD SENIORS</u>	<u>NURS SENIORS</u>
3-Much	47.2%	46.9%
4-Very Much	20.0%	9.4%
11b. To what extent has CU-Colorado Springs provided you with the ability to deal with non academic obligations (i.e. work or family)?		
1-Very Little	21.7%	31.3%
2-Some	35.4%	31.3%
3-Much	32.5%	25.0%
4-Very Much	10.4%	12.5%
11c. To what extent has CU-Colorado Springs provided support for your social interactions with other students?		
1-Very Little	20.1%	25.0%
2-Some	41.3%	34.4%
3-Much	29.4%	34.4%
4-Very Much	9.3%	6.3%
12. What was your primary purpose in obtaining a degree? CIRCLE ONE ANSWER ONLY.		
1 - To obtain a general education.	5.5%	3.1%
2 - To satisfy my parents' desire.	.6%	0.0%
3 - To discover what type of occupation I desire.	3.2%	3.1%
4 - To become better qualified for future employment.	39.9%	37.5%
5 - To become better qualified for my present employment.	2.3%	0.0%
6 - To qualify for advancement in my field of employment.	3.2%	3.1%
7 - To prepare for a better job than my present employment.	6.0%	0.0%
8 - To prepare for changing my occupation.	4.6%	18.8%
9 - To prepare for a graduate degree.	18.1%	12.5%
10 - Personal Fulfillment	13.8%	18.8%
11 - Other	2.9%	0.0%
13. Have you applied to an advanced degree (beyond bachelor's) or certificate program?		
3 - No (go to Q. 12b)	85.9%	100.0%
13b. If no, do you plan to pursue an advanced degree in the near future?		
1 - Yes	77.3%	76.7%
2 - No	22.7%	23.3%
<b>SECTION B: EMPLOYMENT</b>		
14. What are your plans immediately following graduation?		
1 - Seek employment	37.7%	75.0%
2 - Attend graduate school	12.3%	0.0%
3 - Continue current employment	11.4%	3.1%
4 - Both attend graduate school and seek or continue employment	21.7%	6.3%
5 - Go into the Teacher Education Program	4.6%	0.0%
6 - Be a homemaker	1.1%	3.1%
7 - Take time off	4.6%	3.1%
8 - Other	6.6%	9.4%
15. On average, how many hours per week do you currently spend in paid employment?	MEAN= 23.14	17.55
16. How much of your paid employment is related to your field of study?		
1- Not Related	37.4%	24.0%
2- Sometimes Related	25.9%	4.0%
3-More Related Than Not	12.9%	4.0%
4- Highly Related	23.5%	68.0%
17. If you are not employed, what is your current source of income?	N= 57	7
Spouse	38.6%	71.4%
Savings	15.8%	14.3%
Retirement	5.3%	14.3%

2002

2002

GRAD SENIORS NURS SENIORS

Please circle the number that reflects your opinion on the following items:

18. My studies at CU-Colorado Springs enhanced my ability to get a job.		
1 - Strongly Disagree	1.7%	3.1%
2 - Disagree	3.7%	3.1%
3 - Slightly Disagree	2.0%	0.0%
4 - Slightly Agree	18.1%	6.3%
5 - Agree	52.6%	37.5%
6 - Strongly Agree	21.8%	50.0%
	MEAN=	4.82      5.22
19. I am pleased with my choice of degree program.		
1 - Strongly Disagree	.9%	3.1%
2 - Disagree	2.0%	0.0%
3 - Slightly Disagree	2.6%	0.0%
4 - Slightly Agree	8.5%	3.1%
5 - Agree	41.6%	34.4%
6 - Strongly Agree	44.4%	59.4%
	MEAN=	5.21      5.44
20. My degree program provided me detailed understanding of my anticipated career.		
1 - Strongly Disagree	3.2%	3.1%
2 - Disagree	4.3%	3.1%
3 - Slightly Disagree	8.3%	3.1%
4 - Slightly Agree	28.9%	3.1%
5 - Agree	35.8%	34.4%
6 - Strongly Agree	19.5%	53.1%
	MEAN=	4.48      5.22
21. The education I received at CU-Colorado Springs helped me understand how diversity issues are interrelated in regional, national and global relations.		
1 - Strongly Disagree	3.2%	6.3%
2 - Disagree	3.7%	0.0%
3 - Slightly Disagree	8.9%	3.1%
4 - Slightly Agree	31.0%	34.4%
5 - Agree	35.3%	40.6%
6 - Strongly Agree	17.8%	15.6%
	MEAN=	4.45      4.50
22. The technical skills I learned at CU-Colorado Springs were complete and up-to-date.		
1 - Strongly Disagree	1.5%	3.1%
2 - Disagree	2.0%	3.1%
3 - Slightly Disagree	7.9%	3.1%
4 - Slightly Agree	21.9%	12.5%
5 - Agree	47.5%	46.9%
6 - Strongly Agree	19.2%	31.3%
	MEAN=	4.70      4.91
23. In general, CU-Colorado Springs faculty are available and willing to help me complete my program of study		
1 - Strongly Disagree	0.9%	3.1%
2 - Disagree	2.0%	0.0%
3 - Slightly Disagree	1.7%	0.0%
4 - Slightly Agree	11.2%	9.4%
5 - Agree	49.1%	53.1%
6 - Strongly Agree	35.1%	34.4%
	MEAN=	5.11      5.13

2002

2002

GRAD SENIORS NURS SENIORS

24. I would recommend my degree program to another student.		
1 - Strongly Disagree	2.3%	3.1%
2 - Disagree	2.6%	0.0%
3 - Slightly Disagree	4.0%	3.1%
4 - Slightly Agree	14.0%	12.5%
5 - Agree	39.3%	40.6%
6 - Strongly Agree	37.8%	40.6%
	MEAN=	4.99
		5.09

**SECTION C: RATING MY EDUCATION AT CU-COLORADO SPRINGS**

25. In retrospect, do you wish you had chosen a different program of study?		
1 - Yes	14.1%	9.4%
2 - No (Go to Q. 28)	85.9%	90.6%
25a. If yes, what degree program do you wish you had chosen?	N=	48
Biology		10.4%
Sociology		2.1%
Health Care Services		6.3%
		3
		33.3%
		33.3%
		33.3%
26. How many courses (not hours) did you complete your last two full semesters (not including summer term) at CU-Colorado Springs?		
0-6	23.0%	59.4%
7 or more	77.0%	40.6%
	MEAN=	8.65
		6.59
27. How many of these courses required you to complete:		
a - in class writing assignments (other than English classes).	2.83	2.55
b - out of class writing assignment(s) (other than English classes) of at least 10 pages.	3.03	4.00
c - oral presentation(s) (other than communication classes).	2.62	2.53
d - group project(s)/activities.	3.22	2.63
e - problems requiring quantitative (mathematical) skills (other than math classes).	2.47	3.09
f - computer applications (either mainframe or personal cocomputer in classes other than computer science or information systems).	2.82	3.06
g - activities requiring knowledge of other cultures (other than foreign language classes).	2.31	3.91
h - scientific methodology.	2.48	4.13
28. I learned a variety of new intellectual concepts during my university education.		
1 - Strongly Disagree	0.3%	3.1%
2 - Disagree	1.4%	0.0%
3 - Slightly Disagree	2.3%	3.1%
4 - Slightly Agree	13.2%	9.4%
5 - Agree	51.3%	43.8%
6 - Strongly Agree	31.5%	40.6%
	MEAN=	5.08
		5.13
29. I learned the theoretical foundations of the academic disciplines I studied during my university education.		
1 - Strongly Disagree	0.8%	3.1%
2 - Disagree	0.8%	0.0%
3 - Slightly Disagree	1.7%	0.0%
4 - Slightly Agree	16.7%	9.4%
5 - Agree	52.0%	43.8%
6 - Strongly Agree	28.0%	43.8%
	MEAN=	5.02
		5.22
30. If you attended another college or university prior to attending CU-Colorado Springs, go to question 33a. If you did not attend another college or university, go to question 33c.		

		2002	2002
		<u>GRAD SENIORS</u>	<u>NURS SENIORS</u>
30a. What type of college did you attend prior to enrolling at CU-Colorado Springs?	N=	222	23
2-year college		56.3%	65.2%
4-year college		19.8%	8.7%
University		23.9%	26.1%
30b. How many hours of college credit did you transfer to CU-Colorado Springs?	MEAN=	52.53	52.16
<b>31. How would you rate the overall quality of YOUR education at CU-Colorado Springs, in the following areas?</b>			
ORAL COMMUNICATION (e.g., public speaking, small groups, one-on-one)			
1- Very Poor		0.6%	0.0%
2- Poor		2.8%	0.0%
3- Fair		23.2%	25.0%
4- Good		56.4%	68.8%
5- Excellent		17.0%	6.3%
	MEAN=	3.86	3.81
QUANTITATIVE SKILLS (e.g., math, statistics)			
1- Very Poor		0.6%	0.0%
2- Poor		4.9%	0.0%
3- Fair		26.9%	15.6%
4- Good		49.4%	75.0%
5- Excellent		18.3%	9.4%
	MEAN=	3.80	3.94
SCIENTIFIC REASONING (e.g., scientific reasoning and methods)			
1- Very Poor		0.6%	0.0%
2- Poor		3.7%	0.0%
3- Fair		23.0%	12.5%
4- Good		49.4%	71.9%
5- Excellent		23.3%	15.6%
	MEAN=	3.91	4.03
QUALITATIVE SKILLS (e.g., personal analysis, perception, intuition)			
1- Very Poor		0.6%	0.0%
2- Poor		3.1%	0.0%
3- Fair		19.6%	6.3%
4- Good		48.3%	65.6%
5- Excellent		28.4%	28.1%
	MEAN=	4.01	4.22
ANALYTICAL REASONING (e.g., logic)			
1- Very Poor		0.8%	0.0%
2- Poor		2.0%	0.0%
3- Fair		21.5%	12.5%
4- Good		51.4%	71.9%
5- Excellent		24.3%	15.6%
	MEAN=	3.96	4.03
GRAPHIC COMMUNICATION (e.g., using charts, graphs)			
1- Very Poor		1.7%	0.0%
2- Poor		8.3%	9.4%
3- Fair		35.0%	34.4%
4- Good		41.6%	53.1%
5- Excellent		13.4%	3.1%
	MEAN=	3.57	3.50

	2002	2002
	<u>GRAD SENIORS NURS SENIORS</u>	
<b>READING SKILLS</b>		
1- Very Poor	0.0%	0.0%
2- Poor	3.7%	0.0%
3- Fair	15.6%	6.3%
4- Good	48.0%	56.3%
5- Excellent	32.7%	37.5%
MEAN=	4.10	4.31
<b>WRITING SKILLS</b>		
1- Very Poor	0.0%	0.0%
2- Poor	2.8%	0.0%
3- Fair	14.7%	6.3%
4- Good	47.3%	53.1%
5- Excellent	35.1%	40.6%
MEAN=	4.15	4.34
<b>PROBLEM SOLVING SKILLS (e.g., critical thinking)</b>		
1- Very Poor	0.6%	0.0%
2- Poor	1.4%	0.0%
3- Fair	15.8%	6.3%
4- Good	49.2%	43.8%
5- Excellent	33.1%	50.0%
MEAN=	4.13	4.44
<b>WORKING WITH OTHERS (e.g., teams, groups, etc.)</b>		
1- Very Poor	1.1%	0.0%
2- Poor	2.0%	0.0%
3- Fair	15.8%	12.5%
4- Good	46.3%	34.4%
5- Excellent	34.7%	53.1%
MEAN=	4.12	4.41
<b>INFORMATION GATHERING SKILLS (e.g. library, internet, etc.)</b>		
1- Very Poor	1.4%	0.0%
2- Poor	4.2%	0.0%
3- Fair	20.1%	18.8%
4- Good	41.1%	34.4%
5- Excellent	33.1%	46.9%
MEAN=	4.00	4.28
<b>MOTIVATION</b>		
1- Very Poor	1.7%	0.0%
2- Poor	4.2%	0.0%
3- Fair	23.5%	9.4%
4- Good	46.7%	62.5%
5- Excellent	23.8%	28.1%
MEAN=	3.87	4.19
<b>SELF-DISCIPLINE</b>		
1- Very Poor	0.3%	0.0%
2- Poor	2.6%	0.0%
3- Fair	18.2%	12.5%
4- Good	53.0%	56.3%
5- Excellent	25.9%	31.3%
MEAN=	4.02	4.19
<b>MULTI-CULTURAL AWARENESS (e.g., sensitivity to others unlike you)</b>		
1- Very Poor	1.7%	0.0%
2- Poor	4.9%	3.2%
3- Fair	23.8%	6.5%



	2002	2002
	<u>GRAD SENIORS NURS SENIORS</u>	
4- Good	38.1%	61.3%
5- Excellent	31.5%	29.0%
MEAN=	3.93%	4.16
UNDERSTANDING & SYNTHESIZING HISTORICAL EVENTS (e.g., understanding of today's world in light of the past)		
1- Very Poor	1.4%	0.0%
2- Poor	7.4%	3.2%
3- Fair	26.4%	29.0%
4- Good	41.8%	61.3%
5- Excellent	22.9%	6.5%
MEAN=	3.77	3.71
PRIMARY COLLEGE OF ACADEMIC WORK		
1- Very Poor	0.9%	0.0%
2- Poor	2.0%	0.0%
3- Fair	14.0%	6.5%
4- Good	55.7%	77.4%
5- Excellent	27.4%	16.1%
MEAN=	4.07	4.10
OVERALL INSTRUCTION		
1- Very Poor	0.0%	0.0%
2- Poor	1.4%	0.0%
3- Fair	10.2%	3.2%
4- Good	58.8%	64.5%
5- Excellent	29.5%	32.3%
MEAN=	4.16	4.29
32. CU-Colorado Springs prepared me well for my field of specialization.		
1 - Strongly Disagree	1.4%	3.1%
2 - Disagree	2.5%	0.0%
3 - Slightly Disagree	6.8%	6.3%
4 - Slightly Agree	22.9%	12.5%
5 - Agree	47.3%	34.4%
6 - Strongly Agree	19.0%	43.8%
MEAN=	4.69	5.06
33. The education I received at CU-Colorado Springs contributed to my personal growth in helping me recognize my rights, responsibilities, and privileges as a citizen.		
1 - Strongly Disagree	1.4%	3.1%
2 - Disagree	5.6%	3.1%
3 - Slightly Disagree	6.8%	0.0%
4 - Slightly Agree	22.6%	12.5%
5 - Agree	40.7%	46.9%
6 - Strongly Agree	22.9%	34.4%
MEAN=	4.64	5.00
34. Overall, I am satisfied with the education I received at CU-Colorado Springs.		
1 - Strongly Disagree	0.8%	0.0%
2 - Disagree	5.6%	3.2%
3 - Slightly Disagree	6.8%	0.0%
4 - Slightly Agree	22.6%	6.5%
5 - Agree	40.7%	64.5%
6 - Strongly Agree	22.9%	25.8%
MEAN=	5.02	5.10
35. I would send my child(ren) to CU-Colorado Springs.		
1 - Strongly Disagree	2.9%	0.0%
2 - Disagree	3.7%	3.2%
3 - Slightly Disagree	5.7%	6.5%

	2002	2002
	<u>GRAD SENIORS</u>	<u>NURS SENIORS</u>
4 - Slightly Agree	20.1%	16.1%
5 - Agree	45.3%	51.6%
6 - Strongly Agree	22.3%	22.6%
MEAN=	4.68	4.84
36. I would never recommend CU-Colorado Springs to a prospective student.		
1 - Strongly Disagree	44.5%	41.9%
2 - Disagree	35.7%	32.3%
3 - Slightly Disagree	8.5%	12.9%
4 - Slightly Agree	5.1%	3.2%
5 - Agree	3.7%	6.5%
6 - Strongly Agree	2.5%	3.2%
MEAN=	1.95	2.10
37. I sought formal advisement on a regular basis (at least once a semester).		
1 - Strongly Disagree	8.3%	16.7%
2 - Disagree	21.5%	33.3%
3 - Slightly Disagree	13.2%	13.3%
4 - Slightly Agree	20.1%	16.7%
5 - Agree	22.6%	16.7%
6 - Strongly Agree	14.3%	3.3%
MEAN=	3.70	2.93
38. The faculty at CU-Colorado Springs used examples of diversity (different cultures, religions, races, people with disabilities, etc.) in their class material.		
1 - Strongly Disagree	1.7%	0.0%
2 - Disagree	4.6%	3.2%
3 - Slightly Disagree	7.5%	6.5%
4 - Slightly Agree	32.0%	22.6%
5 - Agree	39.8%	48.4%
6 - Strongly Agree	14.4%	19.4%
MEAN=	4.47	4.74
39. During the years you were completing your degree at CU-Colorado Springs, how often were courses you needed for your general education requirements unavailable in the semester you needed them?		
1 - Never	26.7%	35.5%
2 - Rarely	29.3%	22.6%
3 - Sometimes	33.5%	32.3%
4 - Often	9.1%	6.5%
5 - Always	1.4%	3.2%
40. How often were courses needed for your major unavailable in the semester you needed them?		
1 - Never	21.5%	29.0%
2 - Rarely	26.0%	29.0%
3 - Sometimes	32.5%	32.3%
4 - Often	17.8%	9.7%
5 - Always	2.3%	0.0%
41. How would you evaluate the advising you received in your major program of study?		
1-Very Poor	4.0%	3.2%
2-Poor	8.6%	12.9%
3-Fair	22.1%	22.6%
4-Good	38.4%	41.9%
5-Excellent	26.9%	19.4%
42. How would you evaluate the advising you received from the Student Success Center?		
1-Very Poor	2.3%	3.6%
2-Poor	7.6%	25.0%
3-Fair	25.1%	25.0%

	<b>2002</b>	<b>2002</b>
	<b>GRAD SENIORS</b>	<b>NURS SENIORS</b>
4-Good	39.4%	42.9%
5-Excellent	25.7%	3.6%
43. Did you work directly with any faculty member on research or creative projects during your time at CU-Colorado Springs, either in or outside of class?		
1 - Yes	42.0%	19.4%
2 - No	58.0%	80.6%
44. How many hours per week do you spend in volunteer, charity, or other community activities that you are involved with as part of your education?		
1- None	55.0%	38.7%
2- 1-5	31.2%	38.7%
3- 5-10	7.9%	12.9%
4-10-15	3.1%	0.0%
5-Over 15	2.8%	9.7%
45. Approximately how many faculty members took an interest in your educational and career goals (other than for advising purposes) during your years at CU-Colorado Springs?		
1 - None	21.5%	9.7%
2 - One	19.5%	9.7%
3 - Two or Three	44.8%	41.9%
4 - Four or More	14.2%	38.7%
46. How often, either formally or informally, did you meet with faculty members outside of regular classroom hours?		
1 - Never	13.9%	9.7%
2 - Occasionally	63.7%	83.9%
3 - Often	18.4%	6.5%
4 - Very Often	4.0%	0.0%
47. As a student at CU-Colorado Springs, have you completed an internship, field experience, co_op experience, practicum, or clinical assignment?		
1 - Yes	40.1%	83.9%
2 - No	59.9%	16.1%
48. To what extent have you used electronic technologies (computer software, email, Internet, etc.), to complete class assignments?		
1 - Never	2.3%	0.0%
2 - Occasionally	11.1%	9.7%
3 - Often	26.4%	38.7%
4 - Very Often	60.2%	51.6%
49. In your opinion, what were the advantages of going to CU-Colorado Springs?		
Location	19.3%	29.6%
Small class size	17.8%	18.5%
Faculty	8.8%	14.8%
Small school/atmosphere	7.9%	3.7%
Cost	6.6%	3.7%
Other	5.1%	7.4%
Quality education	3.3%	3.7%
Good reputation	1.8%	3.7%
Good departmental programs	1.5%	3.7%
Availability of faculty	1.5%	3.7%
Had major I wanted	0.6%	3.7%
Accredited	0.6%	3.7%
50. In your opinion, what were the disadvantages of going to CU-Colorado Springs?		
Parking	24.1%	30.8%
Other	17.5%	19.2%

**GRAD SENIORS NURS SENIORS**

Little campus life/social life	7.9%	3.8%
Class hours/schedule	5.5%	7.7%
Faculty	5.2%	3.8%
High fees, costs	2.4%	11.5%
Lack of diversity on campus	2.1%	3.8%
Poor academic advising	1.7%	3.8%
Too many unnecessary requirements	0.7%	7.7%
Lack of sports	0.7%	3.8%
Poor job placement, career guidance	0.3%	3.8%

**Section D: Personal Development (These questions are intended to report your areas of gains/losses, not your level of satisfaction.)**


On items 51 through 67, please evaluate the degree of personal development or gain which resulted from your attendance at CU-Colorado Springs.

<b>51. Problem-solving ability</b>		
0 - A loss	0.0%	0.0%
1 - No gain	2.0%	0.0%
2 - Very slight gain	3.4%	3.2%
3 - Slight gain	13.0%	9.7%
4 - Moderate gain	39.9%	29.0%
5 - High gain	33.4%	45.2%
6 - Very high gain	8.2%	12.9%
MEAN=	4.24	4.55
<b>52. Skill in written expression</b>		
0 - A loss	0.0%	0.0%
1 - No gain	2.5%	3.2%
2 - Very slight gain	3.1%	3.2%
3 - Slight gain	12.7%	12.9%
4 - Moderate gain	32.6%	12.9%
5 - High gain	34.3%	54.8%
6 - Very high gain	14.7%	12.9%
MEAN=	4.37	4.52
<b>53. Skill in oral expression</b>		
0 - A loss	0.3%	0.0%
1 - No gain	4.5%	3.2%
2 - Very slight gain	5.7%	6.5%
3 - Slight gain	13.6%	12.9%
4 - Moderate gain	31.5%	32.3%
5 - High gain	33.2%	41.9%
6 - Very high gain	11.1%	3.2%
MEAN=	4.16	4.13
<b>54. Self-understanding</b>		
0 - A loss	0.0%	0.0%
1 - No gain	4.3%	3.2%
2 - Very slight gain	4.0%	0.0%
3 - Slight gain	8.8%	9.7%
4 - Moderate gain	27.6%	22.6%
5 - High gain	37.8%	48.4%
6 - Very high gain	17.6%	16.1%
MEAN=	4.43	4.61
<b>55. Ability to manage emotions appropriately</b>		
0 - A loss	0.9%	0.0%
1 - No gain	14.5%	9.7%
2 - Very slight gain	7.1%	3.2%

	2002	2002
	<u>GRAD SENIORS    NURS SENIORS</u>	
3 - Slight gain	18.5%	22.6%
4 - Moderate gain	29.1%	22.6%
5 - High gain	21.7%	35.5%
6 - Very high gain	8.3%	6.5%
MEAN=	3.58	3.90
56. Ability to make close friends		
0 - A loss	1.1%	0.0%
1 - No gain	15.9%	3.2%
2 - Very slight gain	13.9%	12.9%
3 - Slight gain	18.8%	19.4%
4 - Moderate gain	21.6%	22.6%
5 - High gain	19.6%	35.5%
6 - Very high gain	9.1%	6.5%
MEAN=	3.39	3.94
57. Appreciation for persons of other races and ethnic backgrounds		
0 - A loss	1.7%	0.0%
1 - No gain	11.7%	12.9%
2 - Very slight gain	10.5%	0.0%
3 - Slight gain	14.8%	9.7%
4 - Moderate gain	23.1%	25.8%
5 - High gain	26.5%	41.9%
6 - Very high gain	11.7%	9.7%
MEAN=	3.72	4.13
58. Ability to relate to people		
0 - A loss	0.3%	0.0%
1 - No gain	5.4%	3.2%
2 - Very slight gain	9.6%	6.5%
3 - Slight gain	14.2%	9.7%
4 - Moderate gain	28.6%	16.1%
5 - High gain	30.9%	54.8%
6 - Very high gain	11.0%	9.7%
MEAN=	4.02	4.42
59. Knowledge of social/domestic issues		
0 - A loss	0.3%	0.0%
1 - No gain	6.5%	0.0%
2 - Very slight gain	6.8%	6.5%
3 - Slight gain	15.3%	9.7%
4 - Moderate gain	27.3%	12.9%
5 - High gain	29.3%	58.1%
6 - Very high gain	14.5%	12.9%
MEAN=	4.09	4.61
60. Knowledge of international relations		
0 - A loss	0.6%	0.0%
1 - No gain	8.0%	3.2%
2 - Very slight gain	14.2%	22.6%
3 - Slight gain	16.5%	16.1%
4 - Moderate gain	28.4%	22.6%
5 - High gain	21.3%	29.0%
6 - Very high gain	11.1%	6.5%
MEAN=	3.72	3.71
61. Ability to make ethical decisions		
0 - A loss	0.9%	0.0%
1 - No gain	9.7%	0.0%
2 - Very slight gain	7.1%	3.2%
3 - Slight gain	17.0%	16.1%
4 - Moderate gain	25.0%	25.8%
5 - High gain	27.6%	38.7%

	<b>2002</b>	<b>2002</b>
	<b><u>GRAD SENIORS    NURS SENIORS</u></b>	
6 - Very high gain	12.8%	16.1%
MEAN=	3.89	4.48
<b>62. Appreciation for the arts</b>		
0 - A loss	1.7%	0.0%
1 - No gain	13.6%	9.7%
2 - Very slight gain	8.5%	9.7%
3 - Slight gain	22.7%	25.8%
4 - Moderate gain	19.0%	19.4%
5 - High gain	21.6%	32.3%
6 - Very high gain	12.8%	3.2%
MEAN=	3.60	3.65
<b>63. Appreciation for literature</b>		
0 - A loss	1.4%	0.0%
1 - No gain	12.8%	9.7%
2 - Very slight gain	12.2%	16.1%
3 - Slight gain	18.2%	19.4%
4 - Moderate gain	20.2%	19.4%
5 - High gain	21.6%	32.3%
6 - Very high gain	13.6%	3.2%
MEAN=	3.62	3.58
<b>64. Appreciation of the humanities</b>		
0 - A loss	3.4%	0.0%
1 - No gain	11.4%	6.5%
2 - Very slight gain	10.3%	19.4%
3 - Slight gain	19.4%	12.9%
4 - Moderate gain	25.1%	16.1%
5 - High gain	17.7%	35.5%
6 - Very high gain	12.6%	9.7%
MEAN=	3.55	3.84
<b>65. Skills in gathering information</b>		
0 - A loss	0.0%	0.0%
1 - No gain	3.1%	0.0%
2 - Very slight gain	4.5%	0.0%
3 - Slight gain	13.3%	6.5%
4 - Moderate gain	23.2%	25.8%
5 - High gain	36.8%	48.4%
6 - Very high gain	19.0%	19.4%
MEAN=	4.43	4.81
<b>66. Technical knowledge</b>		
0 - A loss	0.3%	0.0%
1 - No gain	5.4%	3.2%
2 - Very slight gain	5.4%	6.5%
3 - Slight gain	10.8%	9.7%
4 - Moderate gain	29.5%	19.4%
5 - High gain	31.7%	48.4%
6 - Very high gain	17.0%	12.9%
MEAN=	4.27	4.42
<b>67. Scholarly knowledge</b>		
0 - A loss	0.6%	0.0%
1 - No gain	1.4%	0.0%
2 - Very slight gain	2.3%	3.2%
3 - Slight gain	8.8%	6.5%
4 - Moderate gain	26.7%	32.3%
5 - High gain	36.4%	32.3%

	2002	2002
	<u>GRAD SENIORS NURS SENIORS</u>	
6 - Very high gain	23.9%	25.8%
MEAN=	4.64	4.71
68. Your gender is:		
1 - Male	35.1%	18.8%
2 - Female	34.9%	81.3%
69. Your primary ethnic group is:		
1 - White/Anglo/Caucasian	83.9%	78.1%
2 - African American	4.9%	3.1%
3 - Hispanic/Chicano(a)/Latino(a)	5.5%	12.5%
4 - Asian	3.2%	3.1%
5 - Native American/American Indian/Aleut	2.6%	3.1%
70. Your year of birth is:	MEAN=	1973
		1973
71. The highest education level completed by your mother was:		
1 - Grade school	1.1%	0.0%
2 - Junior high	1.7%	3.1%
3 - Some high school	4.3%	9.4%
4 - High school graduate	25.0%	40.6%
5 - Vocational/technical/business (beyond high school)	8.2%	9.4%
6 - Some college	24.4%	9.4%
7 - Completed college (4 year degree)	23.9%	21.9%
8 - Graduate or Professional school	11.4%	6.3%
72. The highest education level completed by your father was:		
1 - Grade school	0.9%	0.0%
2 - Junior high	1.4%	6.3%
3 - Some high school	5.4%	12.5%
4 - High school graduate	18.0%	21.9%
5 - Vocational/technical/business (beyond high school)	8.6%	15.6%
6 - Some college	21.4%	15.6%
7 - Completed college (4 year degree)	22.0%	12.5%
8 - Graduate or Professional school	22.3%	15.6%
73. Your current marital status is:		
1 - Single, never married	60.6%	50.0%
2 - Married	31.7%	43.8%
3 - Separated	0.6%	0.0%
4 - Divorced	5.1%	3.1%
5 - Other	2.0%	3.1%



**CU-Colorado Springs**  
**2002 Graduating Seniors Survey Report**  
**For Summer 2001 through Spring 2002**  
 Comparison of University Totals to the College of Letters, Arts and Sciences  
 Psychology

	2002	PSYCH
	<b>GRAD SENIORS SENIORS</b>	
	N= 355	47
<b>SECTION A: EDUCATION AT CU-COLORADO SPRINGS</b>		
1. When did you start work toward a degree program at CU-Colorado Springs?		
2001	4.2%	4.3%
2000	15.6%	19.1%
1999	23.0%	17.0%
1998	26.9%	25.5%
1997 and before	29.8%	34.0%
2. What was your initial student level?		
1 - Freshman	38.3%	38.3%
2 - Transfer (Please go to Q. 2a)	60.0%	61.7%
3 - Unclassified	1.7%	0.0%
2a. If you were a transfer student, from which institution did you transfer?	N= 207	28
Other	46.9%	53.6%
PPCC (Pikes Peak Community College)	32.4%	35.7%
CU-Boulder (University of Colorado at Boulder)	3.9%	3.6%
Metro State College	1.9%	7.1%
3. What was your initial student tuition classification?		
1 - Resident	84.5%	91.5%
2 - Non-resident	15.5%	8.5%
4. During your studies at CU-Colorado Springs, what was your course load during most semesters?		
1 - Full-time (12 or more hours a semester)	89.5%	91.5%
2 - Part-time	10.4%	8.5%
5. When will you graduate from CU-Colorado Springs? Please indicate semester and year.		
Summer	0.0%	0.0%
Fall	6.5%	14.9%
Spring	93.5%	85.1%
6. Which degree will you receive at the time of the above graduation?		
1 - Bachelor of Arts	66.9%	91.5%
2 - Bachelor of Science	33.1%	8.5%
7. In what major(s) will you receive your degree from CU-Colorado Springs?		
Psychology	13.3%	100.0%
8. In which school/college are you enrolled as an undergraduate at CU-Colorado Springs?		
1 - Letters, Arts and Sciences	69.8%	100.0%
9. Have you changed colleges (as listed in Question 8) during your studies at CU-Colorado Springs?		
1 - Yes	8.7%	6.4%
2 - No	91.3%	93.6%
10. What is your current cumulative grade point average?	MEAN= 3.19	3.30
11a. To what extent has CU-Colorado Springs provided you assistance to succeed academically?		



	2002	PSYCH	
	<u>GRAD SENIORS</u>	<u>SENIORS</u>	
1-Very Little	3.8%	2.2%	
2-Some	29.0%	30.4%	
3-Much	47.2%	34.8%	
4-Very Much	20.0%	32.6%	
11b. To what extent has CU-Colorado Springs provided you with the ability to deal with non academic obligations (i.e. work or family)?			
1-Very Little	21.7%	19.6%	
2-Some	35.4%	37.0%	
3-Much	32.5%	37.0%	
4-Very Much	10.4%	6.5%	
11c. To what extent has CU-Colorado Springs provided support for your social interactions with other students?			
1-Very Little	20.1%	17.4%	
2-Some	41.3%	45.7%	
3-Much	29.4%	26.1%	
4-Very Much	9.3%	10.9%	
12. What was your primary purpose in obtaining a degree? CIRCLE ONE ANSWER ONLY.			
1 - To obtain a general education.	5.5%	4.3%	
2 - To satisfy my parents' desire.	0.6%	2.2%	
3 - To discover what type of occupation I desire.	3.2%	2.2%	
4 - To become better qualified for future employment.	39.9%	28.3%	
5 - To become better qualified for my present employment.	2.3%	2.2%	
6 - To qualify for advancement in my field of employment.	3.2%	0.0%	
7 - To prepare for a better job than my present employment.	6.0%	10.9%	
8 - To prepare for changing my occupation.	4.6%	2.2%	
9 - To prepare for a graduate degree.	18.1%	37.0%	
10 - Personal Fulfillment	13.8%	10.9%	
11 - Other	2.9%	0.0%	
13. Have you applied to an advanced degree (beyond bachelor's) or certificate program?			
1 - Yes, full-time	12.7%	17.4%	
2 - Yes, part-time	1.4%	4.3%	
3 - No (go to Q. 12b)	85.9%	78.3%	
13a. If yes, what is the program in which you will be enrolled and at what university?	N=	46	9
Program:			
Other (general graduate courses)	37.0%	66.7%	
MD (Medical Doctor)	10.9%	11.1%	
MBA (Master of Business Administration)	6.5%	11.1%	
SELP (Special Education Licensure Program)	4.3%	11.1%	
University:			
UCCS	50.0%	66.7%	
CU-Boulder	5.3%	16.7%	
DU (University of Denver)	2.6%	16.7%	
13b. If no, do you plan to pursue an advanced degree in the near future?			
1 - Yes	77.3%	86.0%	
2 - No	22.7%	14.0%	

**SECTION B: EMPLOYMENT**

14. What are your plans immediately following graduation?		
1 - Seek employment	37.7%	26.1%
2 - Attend graduate school	12.3%	23.9%

		2002	PSYCH
		<u>GRAD SENIORS</u>	<u>SENIORS</u>
3 - Continue current employment		11.4%	13.0%
4 - Both attend graduate school and seek or continue employment		21.7%	19.6%
5 - Go into the Teacher Education Program		4.6%	6.5%
6 - Be a homemaker		1.1%	4.3%
7 - Take time off		4.6%	4.3%
8 - Other		6.6%	2.2%
15. On average, how many hours per week do you currently spend in paid employment?	MEAN=	23.14	26.61
16. How much of your paid employment is related to your field of study?			
1- Not Related		37.4%	34.2%
2- Sometimes Related		25.9%	28.9%
3-More Related Than Not		12.9%	21.1%
4- Highly Related		23.5%	15.8%
17. If you are not employed, what is your current source of income?	N=	57	9
Spouse		38.6%	55.6%
Loans/Grants		17.5%	11.1%
Parents		12.3%	11.1%
Retirement		5.3%	11.1%
Stipend		3.5%	11.1%
<b>Please circle the number that reflects your opinion on the following items:</b>			
18. My studies at CU-Colorado Springs enhanced my ability to get a job.			
1 - Strongly Disagree		1.7%	0.0%
2 - Disagree		3.7%	4.3%
3 - Slightly Disagree		2.0%	2.1%
4 - Slightly Agree		18.1%	23.4%
5 - Agree		52.6%	55.3%
6 - Strongly Agree		21.8%	14.9%
	MEAN=	4.82	4.74
19. I am pleased with my choice of degree program.			
1 - Strongly Disagree		0.9%	0.0%
2 - Disagree		2.0%	0.0%
3 - Slightly Disagree		2.6%	4.3%
4 - Slightly Agree		8.5%	17.0%
5 - Agree		41.6%	42.6%
6 - Strongly Agree		44.4%	36.2%
	MEAN=	5.21	5.11
20. My degree program provided me detailed understanding of my anticipated career.			
1 - Strongly Disagree		3.2%	0.0%
2 - Disagree		4.3%	2.2%
3 - Slightly Disagree		8.3%	6.5%
4 - Slightly Agree		28.9%	41.3%
5 - Agree		35.8%	30.4%
6 - Strongly Agree		19.5%	19.6%
	MEAN=	4.48	4.59
21. The education I received at CU-Colorado Springs helped me understand how diversity issues are interrelated in regional, national and global relations.			
1 - Strongly Disagree		3.2%	0.0%
2 - Disagree		3.7%	2.1%
3 - Slightly Disagree		8.9%	12.8%
4 - Slightly Agree		31.0%	25.5%
5 - Agree		35.3%	40.4%
6 - Strongly Agree		17.8%	19.1%

	2002	PSYCH
	<u>GRAD SENIORS SENIORS</u>	
MEAN=	4.45	4.62
22. The technical skills I learned at CU-Colorado Springs were complete and up-to-date.		
1 - Strongly Disagree	1.5%	0.0%
2 - Disagree	2.0%	0.0%
3 - Slightly Disagree	7.9%	2.1%
4 - Slightly Agree	21.9%	23.4%
5 - Agree	47.5%	57.4%
6 - Strongly Agree	19.2%	17.0%
MEAN=	4.70	4.89
23. In general, CU-Colorado Springs faculty are available and willing to help me complete my program of study.		
1 - Strongly Disagree	0.9%	4.3%
2 - Disagree	2.0%	0.0%
3 - Slightly Disagree	1.7%	0.0%
4 - Slightly Agree	11.2%	6.4%
5 - Agree	49.1%	57.4%
6 - Strongly Agree	35.1%	31.9%
MEAN=	5.11	5.09
24. I would recommend my degree program to another student.		
1 - Strongly Disagree	2.3%	0.0%
2 - Disagree	2.6%	2.1%
3 - Slightly Disagree	4.0%	2.1%
4 - Slightly Agree	14.0%	8.5%
5 - Agree	39.3%	51.1%
6 - Strongly Agree	37.8%	36.2%
MEAN=	4.99	5.17
<b>SECTION C: RATING MY EDUCATION AT CU-COLORADO SPRINGS</b>		
25. In retrospect, do you wish you had chosen a different program of study?		
1 - Yes	14.1%	17.0%
2 - No (Go to Q. 28)	85.9%	83.0%
25a. If yes, what degree program do you wish you had chosen?	N=	8
General Business	12.5%	37.5%
Biology	10.4%	12.5%
Not sure	4.2%	12.5%
Art History	4.2%	12.0%
Electrical Engineering	2.1%	12.5%
Mechanical Engineering	2.1%	12.5%
26. How many courses (not hours) did you complete your last two full semesters (not including summer term) at CU-Colorado Springs?		
0-6	23.0%	19.2%
7 or more	77.0%	80.8%
MEAN=	8.65	8.72
27. How many of these courses required you to complete:		
a - in class writing assignments (other than English classes).	2.83	2.91
b - out of class writing assignment(s) (other than English classes) of at least 10 pages.	3.03	3.09
c - oral presentation(s) (other than communication classes).	2.62	2.59
d - group project(s)/activities.	3.22	3.00
e - problems requiring quantitative (mathematical) skills (other than math classes).	2.47	.96
f - computer applications (either mainframe or personal computer in classes other than computer science or information systems).	2.82	2.11
g - activities requiring knowledge of other cultures (other than foreign language classes).	2.31	2.33
h - scientific methodology.	2.48	2.37

	2002	PSYCH
	GRAD SENIORS	SENIORS
28. I learned a variety of new intellectual concepts during my university education.		
1 - Strongly Disagree	0.3%	0.0%
2 - Disagree	1.4%	0.0%
3 - Slightly Disagree	2.3%	0.0%
4 - Slightly Agree	13.2%	6.4%
5 - Agree	51.3%	61.7%
6 - Strongly Agree	31.5%	31.9%
MEAN=	5.08	5.26
29. I learned the theoretical foundations of the academic disciplines I studied during my university education.		
1 - Strongly Disagree	0.8%	0.0%
2 - Disagree	0.8%	0.0%
3 - Slightly Disagree	1.7%	2.1%
4 - Slightly Agree	16.7%	6.4%
5 - Agree	52.0%	68.1%
6 - Strongly Agree	28.0%	23.4%
MEAN=	5.02	5.13
30. If you attended another college or university prior to attending CU-Colorado Springs, go to question 33a. If you did not attend another college or university, go to question 33c.		
30a. What type of college did you attend prior to enrolling at CU-Colorado Springs?	N=	
2-year college	222	31
4-year college	56.3%	64.5%
University	19.8%	16.1%
	23.9%	19.4%
30b. How many hours of college credit did you transfer to CU-Colorado Springs?	MEAN=	
	52.53	53.14
<b>31. How would you rate the overall quality of YOUR education at CU-Colorado Springs, in the following areas?</b>		
ORAL COMMUNICATION (e.g., public speaking, small groups, one-on-one)		
1 Very Poor	0.6%	0.0%
2 Poor	2.8%	2.1%
3 Fair	23.2%	19.1%
4 Good	56.4%	61.7%
5 Excellent	17.0%	17.0%
MEAN=	3.86	3.94
QUANTITATIVE SKILLS (e.g., math, statistics)		
1 Very Poor	0.6%	2.2%
2 Poor	4.9%	4.4%
3 Fair	26.9%	24.4%
4 Good	49.4%	48.9%
5 Excellent	18.3%	20.0%
MEAN=	3.80	3.80
SCIENTIFIC REASONING (e.g., scientific reasoning and methods)		
1 Very Poor	0.6%	0.0%
2 Poor	3.7%	2.1%
3 Fair	23.0%	12.8%
4 Good	49.4%	53.2%
5 Excellent	23.3%	31.9%
MEAN=	3.91	4.15
QUALITATIVE SKILLS (e.g., personal analysis, perception, intuition)		
1 Very Poor	0.6%	0.0%
2 Poor	3.1%	2.2%
3 Fair	19.6%	8.9%
4 Good	48.3%	55.6%
5 Excellent	28.4%	33.3%

**GRAD SENIORS SENIORS**

MEAN= 4.01 4.20

**ANALYTICAL REASONING (e.g., logic)**

1 Very Poor	0.8%	0.0%
2 Poor	2.0%	0.0%
3 Fair	21.5%	14.9%
4 Good	51.4%	74.5%
5 Excellent	24.3%	10.6%
MEAN=	3.96	3.96

**GRAPHIC COMMUNICATION (e.g., using charts, graphs)**

1 Very Poor	1.7%	0.0%
2 Poor	8.3%	6.5%
3 Fair	35.0%	54.3%
4 Good	41.6%	34.8%
5 Excellent	13.4%	4.3%
MEAN=	3.57	3.37

**READING SKILLS**

1 Very Poor	0.0%	0.0%
2 Poor	3.7%	0.0%
3 Fair	15.6%	14.9%
4 Good	48.0%	57.4%
5 Excellent	32.7%	27.7%
MEAN=	4.10	4.13

**WRITING SKILLS**

1 Very Poor	0.0%	0.0%
2 Poor	2.8%	6.4%
3 Fair	14.7%	6.4%
4 Good	47.3%	53.2%
5 Excellent	35.1%	34.0%
MEAN=	4.15	4.15

**PROBLEM SOLVING SKILLS (e.g., critical thinking)**

1 Very Poor	0.6%	0.0%
2 Poor	1.4%	2.1%
3 Fair	15.8%	6.4%
4 Good	49.2%	66.0%
5 Excellent	33.1%	25.5%
MEAN=	4.13	4.15

**WORKING WITH OTHERS (e.g., teams, groups, etc.)**

1 Very Poor	1.1%	0.0%
2 Poor	2.0%	0.0%
3 Fair	15.8%	17.0%
4 Good	46.3%	61.7%
5 Excellent	34.7%	21.3%
MEAN=	4.12	4.04

**INFORMATION GATHERING SKILLS (e.g. library, internet, etc.)**

1 Very Poor	1.4%	2.1%
2 Poor	4.2%	2.1%
3 Fair	20.1%	14.9%
4 Good	41.1%	40.4%
5 Excellent	33.1%	40.4%
MEAN=	4.00	4.15

**MOTIVATION**

**GRAD SENIORS SENIORS**

1 Very Poor	1.7%	0.0%
2 Poor	4.2%	0.0%
3 Fair	23.5%	21.3%
4 Good	46.7%	57.4%
5 Excellent	23.8%	21.3%
MEAN=	3.87	4.00

SELF-DISCIPLINE

1 Very Poor	0.3%	0.0%
2 Poor	2.6%	0.0%
3 Fair	18.2%	12.8%
4 Good	53.0%	63.8%
5 Excellent	25.9%	23.4%
MEAN=	4.02	4.11

MULTI-CULTURAL AWARENESS (e.g., sensitivity to others unlike you)

1 Very Poor	1.7%	0.0%
2 Poor	4.9%	4.3%
3 Fair	23.8%	12.8%
4 Good	38.1%	51.1%
5 Excellent	31.5%	31.9%
MEAN=	3.93%	4.11

UNDERSTANDING & SYNTHESIZING HISTORICAL EVENTS (e.g., understanding of today's world in light of the past)

1 Very Poor	1.4%	0.0%
2 Poor	7.4%	6.5%
3 Fair	26.4%	17.4%
4 Good	41.8%	54.3%
5 Excellent	22.9%	21.7%
MEAN=	3.77	3.91

PRIMARY COLLEGE OF ACADEMIC WORK

1 Very Poor	0.9%	0.0%
2 Poor	2.0%	0.0%
3 Fair	14.0%	6.5%
4 Good	55.7%	69.6%
5 Excellent	27.4%	23.9%
MEAN=	4.07	4.17

OVERALL INSTRUCTION

1 Very Poor	0.0%	0.0%
2 Poor	1.4%	0.0%
3 Fair	10.2%	8.5%
4 Good	58.8%	70.2%
5 Excellent	29.5%	21.3%
MEAN=	4.16	4.13

32. CU-Colorado Springs prepared me well for my field of specialization.

1 - Strongly Disagree	1.4%	0.0%
2 - Disagree	2.5%	0.0%
3 - Slightly Disagree	6.8%	6.4%
4 - Slightly Agree	22.9%	34.0%
5 - Agree	47.3%	44.7%
6 - Strongly Agree	19.0%	14.9%
MEAN=	4.69	4.68

33. The education I received at CU-Colorado Springs contributed to my personal growth in helping me recognize my rights, responsibilities, and privileges as a citizen.

1 - Strongly Disagree	1.4%	0.0%
-----------------------	------	------

	2002	PSYCH
	<u>GRAD SENIORS</u>	<u>SENIORS</u>
2 - Disagree	5.6%	2.1%
3 - Slightly Disagree	6.8%	6.4%
4 - Slightly Agree	22.6%	21.3%
5 - Agree	40.7%	51.1%
6 - Strongly Agree	22.9%	19.1%
MEAN=	4.64	4.79
34. Overall, I am satisfied with the education I received at CU-Colorado Springs.		
1 - Strongly Disagree	0.8%	0.0%
2 - Disagree	5.6%	2.1%
3 - Slightly Disagree	6.8%	0.0%
4 - Slightly Agree	22.6%	10.6%
5 - Agree	40.7%	59.6%
6 - Strongly Agree	22.9%	27.7%
MEAN=	5.02	5.11
35. I would send my child(ren) to CU-Colorado Springs.		
1 - Strongly Disagree	2.9%	0.0%
2 - Disagree	3.7%	4.3%
3 - Slightly Disagree	5.7%	2.1%
4 - Slightly Agree	20.1%	17.0%
5 - Agree	45.3%	55.3%
6 - Strongly Agree	22.3%	21.3%
MEAN=	4.68	4.87
36. I would never recommend CU-Colorado Springs to a prospective student.		
1 - Strongly Disagree	44.5%	46.8%
2 - Disagree	35.7%	40.4%
3 - Slightly Disagree	8.5%	4.3%
4 - Slightly Agree	5.1%	2.1%
5 - Agree	3.7%	4.3%
6 - Strongly Agree	2.5%	2.1%
MEAN=	1.95	1.83
37. I sought formal advisement on a regular basis (at least once a semester).		
1 - Strongly Disagree	8.3%	8.5%
2 - Disagree	21.5%	25.5%
3 - Slightly Disagree	13.2%	12.8%
4 - Slightly Agree	20.1%	29.8%
5 - Agree	22.6%	19.1%
6 - Strongly Agree	14.3%	4.3%
MEAN=	3.70	3.38
38. The faculty at CU-Colorado Springs used examples of diversity (different cultures, religions, races, people with disabilities, etc.) in their class material.		
1 - Strongly Disagree	1.7%	0.0%
2 - Disagree	4.6%	0.0%
3 - Slightly Disagree	7.5%	4.3%
4 - Slightly Agree	32.0%	36.2%
5 - Agree	39.8%	44.7%
6 - Strongly Agree	14.4%	14.9%
MEAN=	4.47	4.70
39. During the years you were completing your degree at CU-Colorado Springs, how often were courses you needed for your general education requirements unavailable in the semester you needed them?		
1 - Never	26.7%	34.8%
2 - Rarely	29.3%	23.9%
3 - Sometimes	33.5%	37.0%
4 - Often	9.1%	4.3%

	2002	PSYCH
	<u>GRAD SENIORS</u>	<u>SENIORS</u>
5 - Always	1.4%	0.0%
40. How often were courses needed for your major unavailable in the semester you needed them?		
1 - Never	21.5%	27.7%
2 - Rarely	26.0%	34.0%
3 - Sometimes	32.5%	23.4%
4 - Often	17.8%	12.8%
5 - Always	2.3%	2.1%
41. How would you evaluate the advising you received in your major program of study?		
1 - Very Poor	4.0%	4.5%
2 - Poor	8.6%	11.4%
3 - Fair	22.1%	15.9%
4 - Good	38.4%	45.5%
5 - Excellent	26.9%	22.7%
42. How would you evaluate the advising you received from the Student Success Center?		
1 - Very Poor	2.3%	0.0%
2 - Poor	7.6%	4.4%
3 - Fair	25.1%	15.6%
4 - Good	39.4%	46.7%
5 - Excellent	25.7%	33.3%
43. Did you work directly with any faculty member on research or creative projects during your time at CU-Colorado Springs, either in or outside of class?		
1 - Yes	42.0%	42.6%
2 - No	58.0%	57.4%
44. How many hours per week do you spend in volunteer, charity, or other community activities that you are involved with as part of your education?		
1- None	55.0%	48.9%
2- 1-5	31.2%	38.3%
3- 5-10	7.9%	6.4%
4-10-15	3.1%	4.3%
5-Over 15	2.8%	2.1%
45. Approximately how many faculty members took an interest in your educational and career goals (other than for advising purposes) during your years at CU-Colorado Springs?		
1 - None	21.5%	23.4%
2 - One	19.5%	14.3%
3 - Two or Three	44.8%	48.9%
4 - Four or More	14.2%	6.4%
46. How often, either formally or informally, did you meet with faculty members outside of regular classroom hours?		
1 - Never	13.9%	17.0%
2 - Occasionally	63.7%	72.3%
3 - Often	18.4%	10.6%
4 - Very Often	4.0%	0.0%
47. As a student at CU-Colorado Springs, have you completed an internship, field experience, co_op experience, practicum, or clinical assignment?		
1 - Yes	40.1%	14.9%
2 - No	59.9%	85.1%
48. To what extent have you used electronic technologies (computer software, email, Internet, etc.), to complete class assignments?		
1 - Never	2.3%	4.3%
2 - Occasionally	11.1%	23.4%
3 - Often	26.4%	23.4%
4 - Very Often	60.2%	48.9%
49. In your opinion, what were the advantages of going to CU-Colorado Springs?		
Location	19.3%	22.2%



**GRAD SENIORS SENIORS**

Small class size	17.8%	11.1%
Convenient	10.9%	8.9%
Faculty	8.8%	6.7%
Small school/atmosphere	7.9%	8.9%
Cost	6.6%	2.2%
Other	5.1%	8.9%
Quality education	3.3%	2.2%
Class hours/schedule	2.1%	4.4%
Good reputation	1.8%	6.7%
Diverse course offerings	1.5%	4.4%
Personable/small student:teacher ratio	1.5%	2.2%
Diversity among students	0.9%	4.4%
Classes taught by PhD's, not TA's	0.6%	2.2%
Sports, near OTC	0.3%	2.2%
Good Cohesiveness, communication	0.3%	2.2%

50. In your opinion, what were the disadvantages of going to CU-Colorado Springs?

Parking	24.1%	32.4%
Other	17.5%	18.9%
Little campus life/social life	7.9%	5.4%
Need wider selection of courses	5.8%	5.4%
Class hours/schedule	5.5%	2.7%
Faculty	5.2%	8.1%
Lack of internships, practical/work experience	2.4%	2.7%
Department/Program disorganized	2.1%	5.4%
Poor academic advising	1.7%	5.4%
Out-dated equipment, technology, Lack of	1.7%	2.7%
Inadequate library resources	1.4%	5.4%
Liberal attitude	0.3%	2.7%
Not enough night classes	0.3%	2.7%

**Section D: Personal Development (These questions are intended to report your areas of gains/losses, not your level of satisfaction.)**

On items 51 through 67, please evaluate the degree of personal development or gain which resulted from your attendance at CU-Colorado Springs.

51. Problem-solving ability

0 - A loss	0.0%	0.0%
1 - No gain	2.0%	2.1%
2 - Very slight gain	3.4%	0.0%
3 - Slight gain	13.0%	14.9%
4 - Moderate gain	39.9%	42.6%
5 - High gain	33.4%	31.9%
6 - Very high gain	8.2%	8.5%
MEAN=	4.24	4.28

52. Skill in written expression

0 - A loss	0.0%	0.0%
1 - No gain	2.5%	0.0%
2 - Very slight gain	3.1%	2.1%
3 - Slight gain	12.7%	14.9%
4 - Moderate gain	32.6%	31.9%
5 - High gain	34.3%	36.2%
6 - Very high gain	14.7%	14.9%
MEAN=	4.37	4.27


53. Skill in oral expression

0 - A loss	0.3%	0.0%
1 - No gain	4.5%	4.3%
2 - Very slight gain	5.7%	4.3%

	2002	PSYCH
	<u>GRAD SENIORS</u>	<u>SENIORS</u>
3 - Slight gain	13.6%	19.6%
4 - Moderate gain	31.5%	30.4%
5 - High gain	33.2%	34.8%
6 - Very high gain	11.1%	6.5%
MEAN=	4.16	4.07
<b>54. Self-understanding</b>		
0 - A loss	0.0%	0.0%
1 - No gain	4.3%	4.3%
2 - Very slight gain	4.0%	0.0%
3 - Slight gain	8.8%	6.4%
4 - Moderate gain	27.6%	34.0%
5 - High gain	37.8%	40.4%
6 - Very high gain	17.6%	14.9%
MEAN=	4.43	4.51
<b>55. Ability to manage emotions appropriately</b>		
0 - A loss	0.9%	2.1%
1 - No gain	14.5%	14.9%
2 - Very slight gain	7.1%	4.3%
3 - Slight gain	18.5%	17.0%
4 - Moderate gain	29.1%	36.2%
5 - High gain	21.7%	17.0%
6 - Very high gain	8.3%	8.5%
MEAN=	3.58	3.55
<b>56. Ability to make close friends</b>		
0 - A loss	1.1%	0.0%
1 - No gain	15.9%	17.0%
2 - Very slight gain	13.9%	8.5%
3 - Slight gain	18.8%	21.3%
4 - Moderate gain	21.6%	29.8%
5 - High gain	19.6%	19.1%
6 - Very high gain	9.1%	4.3%
MEAN=	3.39	3.38
<b>57. Appreciation for persons of other races and ethnic backgrounds</b>		
0 - A loss	1.7%	0.0%
1 - No gain	11.7%	2.1%
2 - Very slight gain	10.5%	2.1%
3 - Slight gain	14.8%	19.1%
4 - Moderate gain	23.1%	34.0%
5 - High gain	26.5%	31.9%
6 - Very high gain	11.7%	10.6%
MEAN=	3.72	4.23
<b>58. Ability to relate to people</b>		
0 - A loss	0.3%	0.0%
1 - No gain	5.4%	4.3%
2 - Very slight gain	9.6%	4.3%
3 - Slight gain	14.2%	8.5%
4 - Moderate gain	28.6%	40.4%
5 - High gain	30.9%	34.0%
6 - Very high gain	11.0%	8.5%
MEAN=	4.02	4.21
<b>59. Knowledge of social/domestic issues</b>		
0 - A loss	0.3%	0.0%
1 - No gain	6.5%	0.0%
2 - Very slight gain	6.8%	2.1%
3 - Slight gain	15.3%	8.5%

	2002	PSYCH
	<u>GRAD SENIORS SENIORS</u>	
4 - Moderate gain	27.3%	34.0%
5 - High gain	29.3%	36.2%
6 - Very high gain	14.5%	19.1%
MEAN=	4.09	4.62
60. Knowledge of international relations		
0 - A loss	0.6%	0.0%
1 - No gain	8.0%	4.3%
2 - Very slight gain	14.2%	14.9%
3 - Slight gain	16.5%	14.9%
4 - Moderate gain	28.4%	36.2%
5 - High gain	21.3%	19.1%
6 - Very high gain	11.1%	10.6%
MEAN=	3.72	3.83
61. Ability to make ethical decisions		
0 - A loss	0.9%	0.0%
1 - No gain	9.7%	10.6%
2 - Very slight gain	7.1%	2.1%
3 - Slight gain	17.0%	12.8%
4 - Moderate gain	25.0%	29.8%
5 - High gain	27.6%	31.9%
6 - Very high gain	12.8%	12.8%
MEAN=	3.89	4.09
62. Appreciation for the arts		
0 - A loss	1.7%	0.0%
1 - No gain	13.6%	8.5%
2 - Very slight gain	8.5%	8.5%
3 - Slight gain	22.7%	21.3%
4 - Moderate gain	19.0%	19.1%
5 - High gain	21.6%	29.8%
6 - Very high gain	12.8%	12.8%
MEAN=	3.60	3.91
63. Appreciation for literature		
0 - A loss	1.4%	0.0%
1 - No gain	12.8%	6.4%
2 - Very slight gain	12.2%	10.6%
3 - Slight gain	18.2%	21.3%
4 - Moderate gain	20.2%	25.5%
5 - High gain	21.6%	25.5%
6 - Very high gain	13.6%	10.6%
MEAN=	3.62	3.85
64. Appreciation of the humanities		
0 - A loss	3.4%	0.0%
1 - No gain	11.4%	4.3%
2 - Very slight gain	10.3%	6.5%
3 - Slight gain	19.4%	23.9%
4 - Moderate gain	25.1%	32.6%
5 - High gain	17.7%	21.7%
6 - Very high gain	12.6%	10.9%
MEAN=	3.55	3.93
65. Skills in gathering information		
0 - A loss	0.0%	0.0%
1 - No gain	3.1%	4.3%
2 - Very slight gain	4.5%	0.0%
3 - Slight gain	13.3%	4.3%
4 - Moderate gain	23.2%	19.1%
5 - High gain	36.8%	46.8%
6 - Very high gain	19.0%	25.5%

	2002	PSYCH
	<u>GRAD SENIORS SENIORS</u>	
MEAN=	4.43	4.81
66. Technical knowledge		
0 - A loss	0.3%	0.0%
1 - No gain	5.4%	6.4%
2 - Very slight gain	5.4%	8.5%
3 - Slight gain	10.8%	10.6%
4 - Moderate gain	29.5%	29.8%
5 - High gain	31.7%	34.0%
6 - Very high gain	17.0%	10.6%
MEAN=	4.27	4.09
67. Scholarly knowledge		
0 - A loss	0.6%	0.0%
1 - No gain	1.4%	0.0%
2 - Very slight gain	2.3%	2.1%
3 - Slight gain	8.8%	2.1%
4 - Moderate gain	26.7%	23.4%
5 - High gain	36.4%	28.3%
6 - Very high gain	23.9%	34.0%
MEAN=	4.64	5.00
68. Your gender is:		
1 - Male	35.1%	10.6%
2 - Female	34.9%	89.4%
69. Your primary ethnic group is:		
1 - White/Anglo/Caucasian	83.9%	86.4%
2 - African American	4.9%	6.8%
3 - Hispanic/Chicano(a)/Latino(a)	5.5%	2.3%
4 - Asian	3.2%	0.0%
5 - Native American/American Indian/Aleut	2.6%	4.5%
70. Your year of birth is:	MEAN=	1984
		1981
71. The highest education level completed by your mother was:		
1 - Grade school	1.1%	4.3%
2 - Junior high	1.7%	2.1%
3 - Some high school	4.3%	6.4%
4 - High school graduate	25.0%	12.8%
5 - Vocational/technical/business (beyond high school)	8.2%	12.8%
6 - Some college	24.4%	31.9%
7 - Completed college (4 year degree)	23.9%	12.8%
8 - Graduate or Professional school	11.4%	17.0%
72. The highest education level completed by your father was:		
1 - Grade school	0.9%	0.0%
2 - Junior high	1.4%	0.0%
3 - Some high school	5.4%	2.2%
4 - High school graduate	18.0%	19.6%
5 - Vocational/technical/business (beyond high school)	8.6%	4.3%
6 - Some college	21.4%	28.3%
7 - Completed college (4 year degree)	22.0%	28.3%
8 - Graduate or Professional school	22.3%	17.4%
73. Your current marital status is:		
1 - Single, never married	60.6%	46.8%
2 - Married	31.7%	42.6%
3 - Separated	0.6%	0.0%
4 - Divorced	5.1%	10.6%
5 - Other	2.0%	0.0%



## CU-Colorado Springs 2002 Graduating Seniors Survey Report For Summer 2001 through Spring 2002

Comparison of University Totals to the College of Letters, Arts & Sciences  
Communication

	2002	COMM
	<u>GRAD SENIORS SENIORS</u>	
	N= 355	47
<b>SECTION A: EDUCATION AT CU-COLORADO SPRINGS</b>		
1. When did you start work toward a degree program at CU-Colorado Springs?		
2001	4.2%	8.7%
2000	15.6%	13.0%
1999	23.0%	17.4%
1998	26.9%	26.1%
1997 and before	29.8%	34.8%
2. What was your initial student level?		
1 - Freshman	38.3%	40.4%
2 - Transfer (Please go to Q. 2a)	60.0%	59.6%
3 - Unclassified	1.7%	0.0%
2a. If you were a transfer student, from which institution did you transfer?	N= 207	30
Other	46.9%	43.3%
PPCC (Pikes Peak Community College)	32.4%	36.7%
CSU (Colorado State University)	4.3%	3.3%
CU-Boulder (University of Colorado at Boulder)	3.9%	6.7%
UNC (University of Northern Colorado)	2.9%	6.7%
Metro State College	1.9%	3.3%
3. What was your initial student tuition classification?		
1 - Resident	84.5%	93.6%
2 - Non-resident	15.5%	6.4%
4. During your studies at CU-Colorado Springs, what was your course load during most semesters?		
1 - Full-time (12 or more hours a semester)	89.5%	89.4%
2 - Part-time	10.4%	10.6%
5. When will you graduate from CU-Colorado Springs? Please indicate semester and year.		
Summer 2001	0.0%	0.0%
Fall 2001	6.5%	6.4%
Spring 2002	93.5%	93.6%
6. Which degree will you receive at the time of the above graduation?		
1 - Bachelor of Arts	66.9%	97.9%
2 - Bachelor of Science	33.1%	2.1%
7. In what major(s) will you receive your degree from CU-Colorado Springs?		
Communication	12.7%	100.0%
8. In which school/college are you enrolled as an undergraduate at CU-Colorado Springs?		
1 - Letters, Arts and Sciences	69.8%	100.0%
9. Have you changed colleges (as listed in Question 8) during your studies at CU-Colorado Springs?		
1 - Yes	8.7%	10.6%
2 - No	91.3%	89.4%
10. What is your current cumulative grade point average?	MEAN= 3.19	2.97
11a. To what extent has CU-Colorado Springs provided you assistance to succeed academically		

	2002	COMM
	<u>GRAD SENIORS</u>	<u>SENIORS</u>
1-Very Little	3.8%	10.6%
2-Some	29.0%	29.8%
3-Much	47.2%	42.6%
4-Very Much	20.0%	17.0%
11b. To what extent has CU-Colorado Springs provided you with the ability to deal with non academic obligations (i.e. work or family)?		
1-Very Little	21.7%	14.9%
2-Some	35.4%	29.8%
3-Much	32.5%	44.7%
4-Very Much	10.4%	10.6%
11c. To what extent had CU-Colorado Springs provided support for your social interactions with other students?		
1-Very Little	20.1%	13.0%
2-Some	41.3%	43.5%
3-Much	29.4%	30.4%
4-Very Much	9.3%	13.0%
12. What was your primary purpose in obtaining a degree? CIRCLE ONE ANSWER ONLY.		
1 - To obtain a general education.	5.5%	6.4%
2 - To satisfy my parents' desire.	0.6%	2.1%
3 - To discover what type of occupation I desire.	3.2%	6.4%
4 - To become better qualified for future employment.	39.9%	55.3%
5 - To become better qualified for my present employment.	2.3%	4.3%
6 - To qualify for advancement in my field of employment.	3.2%	2.1%
7 - To prepare for a better job than my present employment.	6.0%	8.5%
8 - To prepare for changing my occupation.	4.6%	0.0%
9 - To prepare for a graduate degree.	18.1%	4.3%
10 - Personal Fulfillment	13.8%	10.6%
11 - Other	2.9%	0.0%
13. Have you applied to an advanced degree (beyond bachelor's) or certificate program?		
1 - Yes, full-time	12.7%	4.3%
2 - Yes, part-time	1.4%	4.3%
3 - No (go to Q. 12b)	85.9%	91.5%
13a. If yes, what is the program in which you will be enrolled and at what university? N= 46 4		
Program:		
MD (Medical Doctor)	10.9%	25.0%
MA (Master of Arts)	6.5%	50.0%
MBA (Master of Business Administration)	6.5%	25.0%
University:		
Other	34.2%	100.0%
13b. If no, do you plan to pursue an advanced degree in the near future?		
1 - Yes	77.3%	80.5%
2 - No	22.7%	19.5%
<b>SECTION B: EMPLOYMENT</b>		
14. What are your plans immediately following graduation?		
1 - Seek employment	37.7%	38.3%
2 - Attend graduate school	12.3%	0.0%
3 - Continue current employment	11.4%	19.1%
4 - Both attend graduate school and seek or continue employment	21.7%	23.4%

		2002	COMM
		<u>GRAD SENIORS</u>	<u>SENIORS</u>
5 - Go into the Teacher Education Program		4.6%	4.3%
6 - Be a homemaker		1.1%	0.0%
7 - Take time off		4.6%	4.3%
8 - Other		6.6%	10.6%
15. On average, how many hours per week do you currently spend in paid employment?	MEAN=	23.14	26.07
16. How much of your paid employment is related to your field of study?			
1 - Not Related		37.4%	34.9%
2- Sometimes Related		25.9%	34.9%
3-More Related Than Not		12.9%	16.3%
4- Highly Related		23.5%	14.0%
17. If you are not employed, what is your current source of income?	N=	57	2
Spouse		38.6%	50.0%
Parents		12.3%	50.0%
<b>Please circle the number that reflects your opinion on the following items:</b>			
18. My studies at CU-Colorado Springs enhanced my ability to get a job.			
1 - Strongly Disagree		1.7%	0.0%
2 - Disagree		3.7%	2.1%
3 - Slightly Disagree		2.0%	6.4%
4 - Slightly Agree		18.1%	19.1%
5 - Agree		52.6%	59.6%
6 - Strongly Agree		21.8%	12.8%
	MEAN=	4.82	4.74
19. I am pleased with my choice of degree program.			
1 - Strongly Disagree		0.9%	0.0%
2 - Disagree		2.0%	6.4%
3 - Slightly Disagree		2.6%	6.4%
4 - Slightly Agree		8.5%	10.6%
5 - Agree		41.6%	51.1%
6 - Strongly Agree		44.4%	25.5%
	MEAN=	5.21	4.83
20. My degree program provided me detailed understanding of my anticipated career.			
1 - Strongly Disagree		3.2%	2.1%
2 - Disagree		4.3%	6.4%
3 - Slightly Disagree		8.3%	19.1%
4 - Slightly Agree		28.9%	29.8%
5 - Agree		35.8%	36.2%
6 - Strongly Agree		19.5%	6.4%
	MEAN=	4.48	4.11
21. The education I received at CU-Colorado Springs helped me understand how diversity issues are interrelated in regional, national and global relations.			
1 - Strongly Disagree		3.2%	2.1%
2 - Disagree		3.7%	4.3%
3 - Slightly Disagree		8.9%	2.1%
4 - Slightly Agree		31.0%	31.9%
5 - Agree		35.3%	40.4%
6 - Strongly Agree		17.8%	19.1%
	MEAN=	4.45	4.62
22. The technical skills I learned at CU-Colorado Springs were complete and up-to-date.			
1 - Strongly Disagree		1.5%	2.2%
2 - Disagree		2.0%	2.2%
3 - Slightly Disagree		7.9%	8.7%
4 - Slightly Agree		21.9%	26.1%
5 - Agree		47.5%	43.5%
6 - Strongly Agree		19.2%	17.4%
	MEAN=	4.70	4.59
23. In general, CU-Colorado Springs faculty are available and willing to help me complete my program			

	2002	COMM
	<u>GRAD SENIORS SENIORS</u>	
of study.		
1 - Strongly Disagree	0.9%	0.0%
2 - Disagree	2.0%	2.1%
3 - Slightly Disagree	1.7%	6.4%
4 - Slightly Agree	11.2%	12.8%
5 - Agree	49.1%	51.1%
6 - Strongly Agree	35.1%	27.7%
	MEAN=	5.11
24. I would recommend my degree program to another student.		
1 - Strongly Disagree	2.3%	0.0%
2 - Disagree	2.6%	8.5%
3 - Slightly Disagree	4.0%	4.3%
4 - Slightly Agree	14.0%	17.0%
5 - Agree	39.3%	38.3%
6 - Strongly Agree	37.8%	31.9%
	MEAN=	4.99
<b>SECTION C: RATING MY EDUCATION AT CU-COLORADO SPRINGS</b>		
25. In retrospect, do you wish you had chosen a different program of study?		
1 - Yes	14.1%	30.4%
2 - No (Go to Q. 28)	85.9%	69.6%
25a. If yes, what degree program do you wish you had chosen?	N=	48
Other	12.5%	30.8%
Computer Science	10.4%	23.1%
Information Systems	6.3%	7.7%
Health Care Services	6.3%	7.7%
Political Science	4.2%	7.7%
Marketing	2.1%	7.7%
English	2.1%	7.7%
Organizational Management	2.1%	7.7%
26. How many courses (not hours) did you complete your last two full semesters (not including summer term) at CU-Colorado Springs?		
0-6	23.0%	27.6%
7 or more	77.0%	72.4%
	MEAN=	8.65
27. How many of these courses required you to complete:		
a - in class writing assignments (other than English classes).	2.83	4.14
b - out of class writing assignment(s) (other than English classes) of at least 10 pages.	3.03	3.02
c - oral presentation(s) (other than communication classes).	2.62	3.61
d - group project(s)/activities.	3.22	5.07
e - problems requiring quantitative (mathematical) skills (other than math classes).	2.47	1.28
f - computer applications (either mainframe or personal computer in classes other than computer science or information systems).	2.82	2.59
g - activities requiring knowledge of other cultures (other than foreign language classes).	2.31	2.24
h - scientific methodology.	2.48	1.33
28. I learned a variety of new intellectual concepts during my university education.		
1 - Strongly Disagree	0.3%	0.0%
2 - Disagree	1.4%	2.1%
3 - Slightly Disagree	2.3%	4.3%
4 - Slightly Agree	13.2%	17.0%
5 - Agree	51.3%	55.3%
6 - Strongly Agree	31.5%	21.3%
	MEAN=	5.08
29. I learned the theoretical foundations of the academic disciplines I studied during my university education.		
1 - Strongly Disagree	0.8%	0.0%
2 - Disagree	0.8%	0.0%



	2002	COMM
	<b>GRAD SENIORS</b>	<b>SENIORS</b>
3 - Slightly Disagree	1.7%	2.1%
4 - Slightly Agree	16.7%	21.3%
5 - Agree	52.0%	6.2%
6 - Strongly Agree	28.0%	14.9%
MEAN=	5.02	4.89

30. If you attended another college or university prior to attending CU-Colorado Springs, go to question 33a.  
If you did not attend another college or university, go to question 33c.

30a. What type of college did you attend prior to enrolling at CU-Colorado Springs?	N=	222	26
2-year college		56.3%	50.0%
4-year college		19.8%	30.8%
University		23.9%	19.2%

30b. How many hours of college credit did you transfer to CU-Colorado Springs?	MEAN=	52.53	44.69
--	-------	-------	-------

**31. How would you rate the overall quality of YOUR education at CU-Colorado Springs, in the following areas?**

ORAL COMMUNICATION (e.g., public speaking, small groups, one-on-one)

1- Very Poor		0.6%	0.0%
2- Poor		2.8%	0.0%
3- Fair		23.2%	6.4%
4- Good		56.4%	55.3%
5- Excellent		17.0%	38.3%
MEAN=		3.86	4.32

QUANTITATIVE SKILLS (e.g., math, statistics)

1- Very Poor		0.6%	0.0%
2- Poor		4.9%	2.1%
3- Fair		26.9%	42.6%
4- Good		49.4%	46.8%
5- Excellent		18.3%	8.5%
MEAN=		3.80	3.62

SCIENTIFIC REASONING (e.g., scientific reasoning and methods)

1- Very Poor		0.6%	0.0%
2- Poor		3.7%	0.0%
3- Fair		23.0%	39.1%
4- Good		49.4%	52.2%
5- Excellent		23.3%	8.7%
MEAN=		3.91	3.70

QUALITATIVE SKILLS (e.g., personal analysis, perception, intuition)

1- Very Poor		0.6%	0.0%
2- Poor		3.1%	2.1%
3- Fair		19.6%	23.4%
4- Good		48.3%	51.1%
5- Excellent		28.4%	23.4%
MEAN=		4.01	3.96

ANALYTICAL REASONING (e.g., logic)

1- Very Poor		0.8%	0.0%
2- Poor		2.0%	4.3%
3- Fair		21.5%	29.8%
4- Good		51.4%	44.7%
5- Excellent		24.3%	21.3%
MEAN=		3.96	3.83

	2002	COMM
	<u>GRAD SENIORS SENIORS</u>	
GRAPHIC COMMUNICATION (e.g., using charts, graphs)		
1- Very Poor	1.7%	2.1%
2- Poor	8.3%	2.1%
3- Fair	35.0%	44.7%
4- Good	41.6%	38.3%
5- Excellent	13.4%	12.8%
MEAN=	3.57	3.57
READING SKILLS		
1- Very Poor	0.0%	0.0%
2- Poor	3.7%	10.6%
3- Fair	15.6%	8.5%
4- Good	48.0%	48.9%
5- Excellent	32.7%	31.9%
MEAN=	4.10	4.02
WRITING SKILLS		
1- Very Poor	0.0%	0.0%
2- Poor	2.8%	4.3%
3- Fair	14.7%	8.5%
4- Good	47.3%	51.1%
5- Excellent	35.1%	36.2%
MEAN=	4.15	4.19
PROBLEM SOLVING SKILLS (e.g., critical thinking)		
1- Very Poor	0.6%	0.0%
2- Poor	1.4%	0.0%
3- Fair	15.8%	25.5%
4-Good	49.2%	51.1%
5- Excellent	33.1%	23.4%
MEAN=	4.13	3.98
WORKING WITH OTHERS (e.g., teams, groups, etc.)		
1- Very Poor	1.1%	0.0%
2- Poor	2.0%	0.0%
3- Fair	15.8%	6.4%
4- Good	46.3%	44.7%
5- Excellent	34.7%	48.9%
MEAN=	4.12	4.43
INFORMATION GATHERING SKILLS (e.g. library, internet, etc.)		
1- Very Poor	1.4%	0.0%
2- Poor	4.2%	4.3%
3- Fair	20.1%	21.7%
4- Good	41.1%	50.0%
5- Excellent	33.1%	23.9%
MEAN=	4.00	3.93
MOTIVATION		
1- Very Poor	1.7%	0.0%
2- Poor	4.2%	8.5%
3- Fair	23.5%	29.8%
4- Good	46.7%	42.6%
5- Excellent	23.8%	19.1%
MEAN=	3.87	3.72
SELF-DISCIPLINE		
1- Very Poor	0.3%	0.0%

	2002	COMM
	<u>GRAD SENIORS</u>	<u>SENIORS</u>
2- Poor	2.6%	2.2%
3- Fair	18.2%	19.6%
4- Good	53.0%	54.3%
5- Excellent	25.9%	23.9%
MEAN=	4.02	4.00
MULTI-CULTURAL AWARENESS (e.g., sensitivity to others unlike you)		
1- Very Poor	1.7%	2.2%
2- Poor	4.9%	2.2%
3- Fair	23.8%	26.7%
4- Good	38.1%	28.9%
5- Excellent	31.5%	40.0%
MEAN=	3.93	4.02
UNDERSTANDING & SYNTHESIZING HISTORICAL EVENTS (e.g., understanding of today's world in light of the past)		
1- Very Poor	1.4%	0.0%
2- Poor	7.4%	4.3%
3- Fair	26.4%	29.8%
4- Good	41.8%	51.1%
5- Excellent	22.9%	14.9%
MEAN=	3.77	3.77
PRIMARY COLLEGE OF ACADEMIC WORK		
1- Very Poor	0.9%	0.0%
2- Poor	2.0%	2.2%
3- Fair	14.0%	21.7%
4- Good	55.7%	54.3%
5- Excellent	27.4%	21.7%
MEAN=	4.07	3.96
OVERALL INSTRUCTION		
1- Very Poor	0.0%	0.0%
2- Poor	1.4%	0.0%
3- Fair	10.2%	17.0%
4- Good	58.8%	57.4%
5- Excellent	29.5%	25.5%
MEAN=	4.16	4.09
32. CU-Colorado Springs prepared me well for my field of specialization.		
1 - Strongly Disagree	1.4%	2.2%
2 - Disagree	2.5%	0.0%
3 - Slightly Disagree	6.8%	8.7%
4 - Slightly Agree	22.9%	32.6%
5 - Agree	47.3%	50.0%
6 - Strongly Agree	19.0%	6.5%
MEAN=	4.69	4.48
33. The education I received at CU-Colorado Springs contributed to my personal growth in helping me recognize my rights, responsibilities, and privileges as a citizen.		
1 - Strongly Disagree	1.4%	0.0%
2 - Disagree	5.6%	4.3%
3 - Slightly Disagree	6.8%	12.8%
4 - Slightly Agree	22.6%	27.7%
5 - Agree	40.7%	34.0%
6 - Strongly Agree	22.9%	21.3%
MEAN=	4.64	4.55
34. Overall, I am satisfied with the education I received at CU-Colorado Springs.		
1 - Strongly Disagree	0.8%	0.0%

	2002	COMM
	<u>GRAD SENIORS</u>	<u>SENIORS</u>
2 - Disagree	5.6%	2.1%
3 - Slightly Disagree	6.8%	2.1%
4 - Slightly Agree	22.6%	19.1%
5 - Agree	40.7%	66.0%
6 - Strongly Agree	22.9%	10.6%
MEAN=	5.02	4.81
35. I would send my child(ren) to CU-Colorado Springs.		
1 - Strongly Disagree	2.9%	2.1%
2 - Disagree	3.7%	6.4%
3 - Slightly Disagree	5.7%	4.3%
4 - Slightly Agree	20.1%	25.5%
5 - Agree	45.3%	48.9%
6 - Strongly Agree	22.3%	12.8%
MEAN=	4.68	4.51
36. I would never recommend CU-Colorado Springs to a prospective student.		
1 - Strongly Disagree	44.5%	38.3%
2 - Disagree	35.7%	42.6%
3 - Slightly Disagree	8.5%	4.3%
4 - Slightly Agree	5.1%	8.5%
5 - Agree	3.7%	6.4%
6 - Strongly Agree	2.5%	0.0%
MEAN=	1.95	2.02
37. I sought formal advisement on a regular basis (at least once a semester).		
1 - Strongly Disagree	8.3%	6.4%
2 - Disagree	21.5%	19.1%
3 - Slightly Disagree	13.2%	14.9%
4 - Slightly Agree	20.1%	19.1%
5 - Agree	22.6%	21.3%
6 - Strongly Agree	14.3%	19.1%
MEAN=	3.70	3.87
38. The faculty at CU-Colorado Springs used examples of diversity (different cultures, religions,races, people with disabilities, etc.) in their class material.		
1 - Strongly Disagree	1.7%	2.2%
2 - Disagree	4.6%	4.3%
3 - Slightly Disagree	7.5%	13.0%
4 - Slightly Agree	32.0%	21.7%
5 - Agree	39.8%	45.7%
6 - Strongly Agree	14.4%	13.0%
MEAN=	4.47	4.43
39. During the years you were completing your degree at CU-Colorado Springs, how often were courses you needed for your general education requirements unavailable in the semester you needed them?		
1 - Never	26.7%	17.0%
2 - Rarely	29.3%	36.2%
3 - Sometimes	33.5%	29.8%
4 - Often	9.1%	12.8%
5 - Always	1.4%	4.3%
40. How often were courses needed for your major unavailable in the semester you needed them?		
1 - Never	21.5%	19.1%
2 - Rarely	26.0%	29.8%
3 - Sometimes	32.5%	29.8%
4 - Often	17.8%	17.0%

	2002	COMM
	<u>GRAD SENIORS</u>	<u>SENIORS</u>
5 - Always	2.3%	4.3%
41. How would you evaluate the advising you received in your major program of study?		
1- Very Poor	4.0%	8.7%
2- Poor	8.6%	10.9%
3- Fair	22.1%	26.1%
4- Good	38.4%	28.3%
5- Excellent	26.9%	26.1%
42. How would you evaluate the advising you received from the Student Success Center?		
1- Very Poor	2.3%	2.1%
2- Poor	7.6%	8.5%
3- Fair	25.1%	25.5%
4- Good	39.4%	29.8%
5- Excellent	25.7%	34.0%
43. Did you work directly with any faculty member on research or creative projects during your time at CU-Colorado Springs, either in or outside of class?		
1 - Yes	42.0%	36.2%
2 - No	58.0%	63.8%
44. How many hours per week do you spend in volunteer, charity, or other community activities that you are involved with as part of your education?		
1- None	55.0%	51.1%
2- 1-5	31.2%	36.2%
3- 5-10	7.9%	10.6%
4-10-15	3.1%	0.0%
5-Over 15	2.8%	2.1%
45. Approximately how many faculty members took an interest in your educational and career goals (other than for advising purposes) during your years at CU-Colorado Springs?		
1 - None	21.5%	29.8%
2 - One	19.5%	29.8%
3 - Two or Three	44.8%	36.2%
4 - Four or More	14.2%	4.3%
46. How often, either formally or informally, did you meet with faculty members outside of regular classroom hours?		
1 - Never	13.9%	23.4%
2 - Occasionally	63.7%	68.1%
3 - Often	18.4%	6.4%
4 - Very Often	4.0%	2.1%
47. As a student at CU-Colorado Springs, have you completed an internship, field experience, co-op experience, practicum, or clinical assignment?		
1 - Yes	40.1%	34.0%
2 - No	59.9%	66.0%
48. To what extent have you used electronic technologies (computer software, email, Internet, etc.), to complete class assignments?		
1 - Never	2.3%	0.0%
2 - Occasionally	11.1%	14.9%
3 - Often	26.4%	31.9%
4 - Very Often	60.2%	53.2%

49. In your opinion, what were the advantages of going to CU-Colorado Springs?

Location	19.3%	14.9%
Small class size	17.8%	11.6%
Convenient	10.9%	8.0%
Faculty	8.8%	6.9%
Small school/atmosphere	7.9%	5.7%
Cost	6.6%	10.4%
Other	5.1%	3.4%
Quality education	3.3%	5.7%
Class hours/schedule	2.1%	1.1%
Good reputation	1.8%	1.1%
Personable/small student:teacher ratio	1.5%	8.0%
Availability of faculty	1.5%	4.7%
Good departmental programs	1.5%	2.4%
Good equipment, facilities, resources	1.5%	2.4%
Diverse course offerings	1.5%	1.1%
Diversity among students	0.9%	1.1%
Well-rounded education	0.9%	1.1%
Friendly atmosphere	0.6%	3.4%
Able to get a degree	0.6%	2.4%
Had major I wanted	0.6%	1.1%
Night classes	0.3%	2.4%
High academic standards	0.3%	1.1%

50. In your opinion, what were the disadvantages of going to CU-Colorado Springs?

Parking	24.1%	14.7%
Other	17.5%	25.9%
Little campus life/social life	7.9%	13.0%
Need wider selection of courses	5.8%	3.6%
Class hours/schedule	5.5%	3.6%
Faculty	5.2%	9.2%
School lacks a big name, not well-known	2.4%	1.9%
Lack of internships, practical/work experience	2.4%	1.9%
Poor academic advising	1.7%	3.6%
Need more majors	1.7%	1.9%
Transfer of credits	1.0%	1.9%
Lack of diversity among students	1.0%	1.9%
Lacking college atmosphere	0.7%	1.9%
Location	0.7%	1.9%
No cohesiveness/communication	0.7%	1.9%
Lack of financial aid	0.7%	1.9%
Poor student/customer services	0.3%	3.6%
Classes too big	0.3%	1.9%
Staff	0.3%	1.9%
Classes taught by TA's, not PhD's	0.3%	1.9%

**Section D: Personal Development (These questions are intended to report your areas of gains/losses, not your level of satisfaction.)**

On items 51 through 67, please evaluate the degree of personal development or gain which resulted from your attendance at CU-Colorado Springs.

51. Problem-solving ability

	2002	COMM
	<u>GRAD SENIORS SENIORS</u>	
0 - A loss	0.0%	0.0%
1 - No gain	2.0%	0.0%
2 - Very slight gain	3.4%	4.3%
3 - Slight gain	13.0%	23.4%
4 - Moderate gain	39.9%	36.2%
5 - High gain	33.4%	25.5%
6 - Very high gain	8.2%	10.6%
	MEAN=	4.15
52. Skill in written expression		
0 - A loss	0.0%	0.0%
1 - No gain	2.5%	2.1%
2 - Very slight gain	3.1%	0.0%
3 - Slight gain	12.7%	10.6%
4 - Moderate gain	32.6%	34.0%
5 - High gain	34.3%	38.3%
6 - Very high gain	14.7%	14.9%
	MEAN=	4.51
53. Skill in oral expression		
0 - A loss	0.3%	0.0%
1 - No gain	4.5%	0.0%
2 - Very slight gain	5.7%	2.1%
3 - Slight gain	13.6%	4.3%
4 - Moderate gain	31.5%	29.8%
5 - High gain	33.2%	40.4%
6 - Very high gain	11.1%	23.4%
	MEAN=	4.79
54. Self-understanding		
0 - A loss	0.0%	0.0%
1 - No gain	4.3%	2.1%
2 - Very slight gain	4.0%	4.3%
3 - Slight gain	8.8%	10.6%
4 - Moderate gain	27.6%	27.7%
5 - High gain	37.8%	31.9%
6 - Very high gain	17.6%	23.4%
	MEAN=	4.53
55. Ability to manage emotions appropriately		
0 - A loss	0.9%	0.0%
1 - No gain	14.5%	12.8%
2 - Very slight gain	7.1%	4.3%
3 - Slight gain	18.5%	29.8%
4 - Moderate gain	29.1%	14.9%
5 - High gain	21.7%	17.0%
6 - Very high gain	8.3%	21.3%
	MEAN=	3.83
56. Ability to make close friends		
0 - A loss	1.1%	2.1%
1 - No gain	15.9%	19.1%
2 - Very slight gain	13.9%	19.1%
3 - Slight gain	18.8%	21.3%
4 - Moderate gain	21.6%	17.0%
5 - High gain	19.6%	8.5%
6 - Very high gain	9.1%	12.8%
	MEAN=	3.09
57. Appreciation for persons of other races and ethnic backgrounds		
0 - A loss	1.7%	2.2%
1 - No gain	11.7%	8.7%

	2002	COMM
	<u>GRAD SENIORS SENIORS</u>	
2 - Very slight gain	10.5%	6.5%
3 - Slight gain	14.8%	26.1%
4 - Moderate gain	23.1%	19.6%
5 - High gain	26.5%	26.1%
6 - Very high gain	11.7%	10.9%
	MEAN=	3.72
58. Ability to relate to people		
0 - A loss	0.3%	0.0%
1 - No gain	5.4%	0.0%
2 - Very slight gain	9.6%	10.6%
3 - Slight gain	14.2%	14.9%
4 - Moderate gain	28.6%	25.5%
5 - High gain	30.9%	29.8%
6 - Very high gain	11.0%	19.1%
	MEAN=	4.02
59. Knowledge of social/domestic issues		
0 - A loss	0.3%	0.0%
1 - No gain	6.5%	6.4%
2 - Very slight gain	6.8%	4.3%
3 - Slight gain	15.3%	17.0%
4 - Moderate gain	27.3%	25.5%
5 - High gain	29.3%	38.3%
6 - Very high gain	14.5%	8.5%
	MEAN=	4.09
60. Knowledge of international relations		
0 - A loss	0.6%	2.2%
1 - No gain	8.0%	8.7%
2 - Very slight gain	14.2%	6.5%
3 - Slight gain	16.5%	21.7%
4 - Moderate gain	28.4%	26.1%
5 - High gain	21.3%	26.1%
6 - Very high gain	11.1%	8.7%
	MEAN=	3.72
61. Ability to make ethical decisions		
0 - A loss	0.9%	0.0%
1 - No gain	9.7%	8.5%
2 - Very slight gain	7.1%	4.3%
3 - Slight gain	17.0%	25.5%
4 - Moderate gain	25.0%	23.4%
5 - High gain	27.6%	23.4%
6 - Very high gain	12.8%	14.9%
	MEAN=	3.89
62. Appreciation for the arts		
0 - A loss	1.7%	0.0%
1 - No gain	13.6%	8.5%
2 - Very slight gain	8.5%	8.5%
3 - Slight gain	22.7%	21.3%
4 - Moderate gain	19.0%	27.7%
5 - High gain	21.6%	23.4%
6 - Very high gain	12.8%	10.6%
	MEAN=	3.60
63. Appreciation for literature		
0 - A loss	1.4%	2.1%
1 - No gain	12.8%	4.3%
2 - Very slight gain	12.2%	14.9%
3 - Slight gain	18.2%	23.4%
4 - Moderate gain	20.2%	27.7%



	2002	COMM
	<u>GRAD SENIORS SENIORS</u>	
5 - High gain	21.6%	19.1%
6 - Very high gain	13.6%	8.5%
MEAN=	3.62	3.62
64. Appreciation of the humanities		
0 - A loss	3.4%	6.4%
1 - No gain	11.4%	2.1%
2 - Very slight gain	10.3%	10.6%
3 - Slight gain	19.4%	31.9%
4 - Moderate gain	25.1%	25.5%
5 - High gain	17.7%	17.0%
6 - Very high gain	12.6%	6.4%
MEAN=	3.55	3.45
65. Skills in gathering information		
0 - A loss	0.0%	0.0%
1 - No gain	3.1%	4.3%
2 - Very slight gain	4.5%	2.1%
3 - Slight gain	13.3%	21.3%
4 - Moderate gain	23.2%	27.7%
5 - High gain	36.8%	34.0%
6 - Very high gain	19.0%	10.6%
MEAN=	4.43	4.17
66. Technical knowledge		
0 - A loss	0.3%	2.1%
1 - No gain	5.4%	6.4%
2 - Very slight gain	5.4%	8.5%
3 - Slight gain	10.8%	14.9%
4 - Moderate gain	29.5%	42.6%
5 - High gain	31.7%	19.1%
6 - Very high gain	17.0%	6.4%
MEAN=	4.27	3.72
67. Scholarly knowledge		
0 - A loss	0.6%	2.1%
1 - No gain	1.4%	4.3%
2 - Very slight gain	2.3%	2.1%
3 - Slight gain	8.8%	19.1%
4 - Moderate gain	26.7%	31.9%
5 - High gain	36.4%	27.7%
6 - Very high gain	23.9%	12.8%
MEAN=	4.64	4.09
68. Your gender is:		
1 - Male	35.1%	36.2%
2 - Female	64.9%	63.8%
69. Your primary ethnic group is:		
1 - White/Anglo/Caucasian	83.9%	78.7%
2 - African American	4.9%	6.4%
3 - Hispanic/Chicano(a)/Latino(a)	5.5%	8.5%
4 - Asian	3.2%	4.3%
5 - Native American/American Indian/Aleut	2.6%	2.1%
MEAN=	1973	1975
70. Your year of birth is:		
71. The highest education level completed by your mother was:		
1 - Grade school	1.1%	2.1%
2 - Junior high	1.7%	4.3%
3 - Some high school	4.3%	2.1%
4 - High school graduate	25.0%	29.8%
5 - Vocational/technical/business (beyond high school)	8.2%	8.5%

	<b>2002</b>	<b>COMM</b>
	<b>GRAD SENIORS</b>	<b>SENIORS</b>
6 - Some college	24.4%	14.9%
7 - Completed college (4 year degree)	23.9%	21.3%
8 - Graduate or Professional school	11.4%	17.0%
<b>72. The highest education level completed by your father was:</b>		
1 - Grade school	0.9%	2.1%
2 - Junior high	1.4%	2.1%
3 - Some high school	5.4%	6.4%
4 - High school graduate	18.0%	17.0%
5 - Vocational/technical/business (beyond high school)	8.6%	8.5%
6 - Some college	21.4%	27.7%
7 - Completed college (4 year degree)	22.0%	6.4%
8 - Graduate or Professional school	22.3%	29.8%
<b>73. Your current marital status is:</b>		
1 - Single, never married	60.6%	74.5%
2 - Married	31.7%	17.0%
3 - Separated	0.6%	0.0%
4 - Divorced	5.1%	6.4%
5 - Other	2.0%	2.1%