



**University of Colorado at Colorado Springs  
2005 Graduate Alumni Survey Report  
University Totals**

**SECTION A: EDUCATION AT UCCS**

	<b>2004 ALUMNI N=216</b>	<b>2005 ALUMNI N=270</b>	<b>DIFFERENCE</b>
<b>1. What semester and year did you start work toward a graduate degree at UCCS?</b>			
Fall	51.1%	59.9%	8.8%
Spring	32.7%	24.3%	-8.4%
Summer	16.3%	15.8%	-0.5%
2003	0.5%	1.5%	1.0%
2002	1.4%	11.5%	10.1%
2001	11.1%	35.5%	24.4%
2000	30.8%	27.4%	-3.4%
1999	26.4%	11.6%	-14.8%
1998	18.8%	5.8%	-13.0%
1997	4.8%	4.1%	-0.7%
1996	2.9%	1.5%	-1.4%
1995 and before	3.4%	1.2%	-2.2%
<b>2. What was your initial student level?</b>			
1 - Fully Accepted	68.5%	75.0%	6.5%
2 - Provisionally Accepted	9.7%	11.2%	1.5%
3 - Unclassified	21.8%	13.8%	-8.0%
<b>3. What was your initial student tuition classification?</b>			
1 - Resident	74.4%	78.4%	4.0%
2 - Non-resident	13.5%	12.6%	-0.9%
3- Online Instruction Only	12.1%	8.9%	-3.2%
<b>4. During your graduate studies at UCCS, what was your course load during most semesters?</b>			
1 - Full-time (5 or more hours a semester)	68.9%	73.6%	4.7%
2 - Part-time (less than 5 hours a semester)	31.1%	26.4%	-4.7%
<b>5. Please indicate when you received your last graduate degree from UCCS.</b>			
2002		2003	
1 - May	51.9%	60.3%	8.4%
2 - August	10.6%	14.6%	4.0%
3 - December	37.5%	25.1%	-12.4%
<b>6. Which degree did you receive at the time of the above graduation?</b>			
1 - Master of Arts	39.4%	45.0%	5.6%
2 - Master of Science	8.8%	6.3%	-2.5%
3 - Master of Basic Science	2.3%	2.2%	-0.1%
4 - Master of Science Nursing	5.6%	9.7%	4.1%
5 - Master of Business Administration	34.3%	28.3%	-6.0%
6 - Master of Public Administration	4.2%	4.5%	0.3%
7 - Master of Engineering	5.1%	4.1%	-1.0%
8 - Doctor of Philosophy	0.5%	0.0%	-0.5%

7. In what major field(s) or area(s) of emphasis did you receive your graduate degree from UCCS?

Curriculum & Instruction (MA)	18.1%	23.0%	4.9%
Business Administration (MBA)	33.8%	21.7%	-12.1%
Nurse Practitioner (MSN)	5.6%	11.3%	5.7%
Counseling & Human Services (MA)	6.0%	10.4%	4.4%
Special Education (MA)	7.9%	4.8%	-3.1%
Graduate School of Public Affairs (MPA)	4.2%	4.3%	0.1%
Communication (MA)	1.9%	3.5%	1.6%
Psychology (MA)	3.2%	3.5%	0.3%
Computer Science (MS)	3.2%	3.0%	-0.2%
Basic Science (MS)	2.3%	2.6%	0.3%
Electrical Engineering (MS)	3.2%	2.2%	-1.0%
History (MA)	0.0%	2.2%	2.2%
Sociology (MA)	2.8%	2.2%	-0.6%
Engineering (MS)	1.4%	1.7%	0.3%
Applied Geography (MA)	0.5%	1.3%	0.8%
Mechanical Engineering (MS)	1.4%	1.3%	-0.1%
Applied Mathematics (MS)	1.4%	0.9%	-0.5%

8. In which school/college were you enrolled as a graduate student?

1 - Business	34.3%	27.9%	-6.4%
2 - Education	31.0%	33.5%	2.5%
3 - Engineering & Applied Science	13.4%	8.9%	-4.5%
4 - Letters, Arts, & Sciences	11.6%	15.2%	3.6%
5 - Nursing	5.6%	10.0%	4.4%
6 - Public Affairs	4.2%	4.5%	0.3%

8a. Did you take any of your courses on-line?

1 - Yes	32.9%	32.6%	-0.3%
2 - No	67.1%	67.4%	0.3%

8b. If yes, estimate what percent of your course work was done online

N=	70	86	
Percent <= 50%	51.4%	54.8%	3.4%
Percent > 50%	48.6%	45.4%	-3.2%
MEAN=	54.7%	48.6%	-6.1%

9. What was your primary purpose in obtaining a graduate degree?

1 - To become better qualified for future employment.	30.4%	32.5%	2.1%
2 - To become better qualified for my present employment.	16.4%	11.6%	-4.8%
3 - To qualify for advancement in my field of employment.	16.4%	17.9%	1.5%
4 - To prepare for a better job than my present employment.	7.0%	6.7%	-0.3%
5 - To prepare for changing my occupation.	10.3%	13.8%	3.5%
6 - To prepare for a further graduate degree (e.g., earning a masters and a Ph.D.).	4.7%	3.4%	-1.3%
7 - For self-development.	13.1%	11.2%	-1.9%
8 - Other	1.9%	3.0%	1.1%

10. Are you currently enrolled in an advanced degree (beyond your graduate degree at UCCS) or certificate program?

1 - Yes	12.3%	6.3%	-6.0%
2 - No	87.7%	93.7%	6.0%

10a. If yes, what is the program in which you are enrolled and at what university?

Program:	N=	26	16	
Ph.D.		30.8%	50.0%	19.2%
Other		57.7%	18.8%	-39.0%
Master of Business Administration (MBA)		0.0%	6.3%	6.3%
Juris Doctorate (JD)		0.0%	6.3%	6.3%
Doctor of Psychology (PsyD)		0.0%	6.3%	6.3%
Master of Public Administration (MPA)		0.0%	6.3%	6.3%
Master of Arts (MA)		3.8%	6.3%	2.5%

University:			
Other	100.0%	42.9%	42.9%
PPCC	0.0%	28.6%	28.6%
CU-Boulder	0.0%	7.1%	7.1%
University of Denver (DU)	0.0%	7.1%	7.1%
Colorado State University (CSU)	0.0%	7.1%	7.1%
CU-Denver	0.0%	7.1%	7.1%
10b. If no, do you plan to pursue another advanced degree, credentials, licenses, and/or certifications within the next year?	N=	185	238
1 - Yes		26.5%	27.3%
2 - No		73.5%	72.7%

**SECTION B: EMPLOYMENT**

11. Upon graduation, what did you do?			
1 - Sought new employment		19.9%	33.7%
2 - Continued current employment		68.5%	53.7%
3 - Attended further graduate school		3.2%	2.2%
4 - Took time off		5.1%	6.7%
5 - Other		3.2%	3.7%
12. What is your current employment status?			
1 - Employed full-time		82.7%	86.7%
2 - Employed part-time		10.7%	6.3%
3 - Unemployed but seeking employment		3.3%	4.1%
4 - Unemployed and not seeking employment		3.3%	3.0%
12a. If unemployed, what is your current source of income?	N=	23	17
Spouse		38.5%	47.1%
Other		23.1%	17.6%
Savings		15.4%	17.6%
Retirement		7.7%	11.8%
Loans/Grants		7.7%	5.9%
13b*. Where is your current job located?			
1 - In Colorado Springs		-	47.8%
2 - Outside Colorado Springs, but in Colorado		-	21.7%
3 - Outside of Colorado, but in the U.S.		-	29.6%
4 - Outside of the U.S.		-	0.9%

\*New question in 2005

14. In which sector of the economy is your primary employment?			
1 - Aerospace Industry		6.4%	5.1%
2 - Agricultural		0.0%	0.0%
3 - Contract Construction		0.5%	2.0%
4 - Education		37.3%	39.0%
5 - Finance		5.4%	4.7%
6 - Government		11.3%	9.4%
7 - Homemaker		0.5%	1.2%
8 - Insurance -- Real Estate		0.0%	0.4%
9 - Manufacturing		4.9%	6.7%
10 - Mining		0.5%	0.0%
11 - Medical/Nursing/Allied Health		7.8%	13.4%
12 - Professional (Medical or Law)		0.5%	0.8%
13 - Public Service		1.0%	2.8%
14 - Service		2.9%	2.8%
15 - Transportation & Public Utilities		1.0%	0.8%
16 - Wholesale & Retail Trades		1.0%	0.4%
17 - Other (specify)		19.1%	10.6%
14a. Are you currently employed in your chosen profession/occupation?			
1 - Yes		87.1%	89.3%
2 - No		12.9%	10.7%
14b. Overall, are you satisfied with your current job?			
1 - Very Satisfied		36.9%	40.2%

2 - Satisfied	39.4%	43.8%	4.4%
3- Neutral	18.7%	12.0%	-6.7%
4 - Dissatisfied	3.9%	3.2%	-0.7%
5 - Very dissatisfied	1.0%	0.8%	-0.2%
15. Did you already have your current job prior to graduation?			
1 - Yes	58.3%	51.6%	-6.7%
2 - No	41.7%	48.4%	6.7%
15a. If yes, is your current job related to your field of study?*			
1 - Yes	-	83.2%	-
2 - No	-	16.8%	-
*New question in 2005			
15b. If no, how many months did it take for you to find your first job related to your graduate degree after graduation?			
	MEAN=	5.3	4.87
< 1 month		5.7%	28.0%
1 - 2 months		37.7%	29.2%
> 2 months		56.6%	42.4%
			-14.2%
16. Was it necessary for you to relocate for your first job after graduation?			
1 - Did not have to relocate	58.2%	84.6%	26.4%
2 - Relocated within Colorado	3.0%	4.3%	1.3%
3 - Relocated to another state	10.0%	9.9%	-0.1%
4 - Relocated to another country	1.0%	1.2%	0.2%
5 - N/A (e.g., already had a job in my field)	27.9%	0.0%	-27.9%
17. How much previous experience did you have in your current field of employment?			
1 - Had no previous employment experience	12.1%	19.6%	7.5%
2 - Had some previous employment experience	41.9%	40.0%	-1.9%
3 - Had substantial previous employment experience	46.0%	40.4%	-5.6%
18. My job is closely related to my chosen field of study.			
1 - Strongly Disagree	3.9%	2.0%	-1.9%
2 - Disagree	3.4%	3.5%	0.1%
3 - Slightly Disagree	2.4%	1.2%	-1.2%
4 - Slightly Agree	12.7%	14.5%	1.8%
5 - Agree	22.9%	23.9%	1.0%
6 - Strongly Agree	54.6%	54.9%	0.3%
	MEAN=	5.11	5.20
			0.09
19. My graduate studies at UCCS enhanced my ability to get a job.			
1 - Strongly Disagree	3.5%	2.3%	-1.2%
2 - Disagree	3.5%	3.5%	0.0%
3 - Slightly Disagree	2.0%	3.1%	1.1%
4 - Slightly Agree	19.0%	10.2%	-8.8%
5 - Agree	35.0%	38.3%	3.3%
6 - Strongly Agree	37.0%	42.6%	5.6%
	MEAN=	4.89	5.06
			0.17
20. A graduate degree is required to do my job well.			
1 - Strongly Disagree	7.3%	3.1%	-4.2%
2 - Disagree	10.2%	10.5%	0.3%
3 - Slightly Disagree	8.8%	7.4%	-1.4%
4 - Slightly Agree	19.0%	20.2%	1.2%
5 - Agree	22.0%	23.3%	1.3%
6 - Strongly Agree	32.7%	35.4%	2.7%
	MEAN=	4.36	4.56
			0.20

**Section C: Rating My Education at UCCS**

21. My UCCS graduate degree prepared me well for my chosen career.			
1 - Strongly Disagree	2.4%	1.9%	-0.5%
2 - Disagree	1.9%	3.0%	1.1%
3 - Slightly Disagree	3.3%	4.1%	0.8%
4 - Slightly Agree	22.6%	22.0%	-0.6%
5 - Agree	44.3%	41.0%	-3.3%
6 - Strongly Agree	25.5%	28.0%	2.5%
MEAN=	4.81	4.81	0.00
22. The technical skills I learned at UCCS during my graduate studies were complete and up-to-date.			
1 - Strongly Disagree	3.3%	3.0%	-0.3%
2 - Disagree	3.7%	2.3%	-1.4%
3 - Slightly Disagree	6.1%	6.4%	0.3%
4 - Slightly Agree	16.8%	18.0%	1.2%
5 - Agree	49.1%	44.7%	-4.4%
6 - Strongly Agree	21.0%	25.6%	4.6%
MEAN=	4.68	4.76	0.08
23. I would recommend my graduate degree program to another interested person.			
1 - Strongly Disagree	2.3%	1.5%	-0.8%
2 - Disagree	0.5%	1.5%	1.0%
3 - Slightly Disagree	3.3%	5.2%	1.9%
4 - Slightly Agree	12.6%	13.3%	0.7%
5 - Agree	41.6%	37.0%	-4.6%
6 - Strongly Agree	39.7%	41.5%	1.8%
MEAN=	5.10	5.07	-0.03
24. The specific knowledge, skills, and expertise I acquired at UCCS in my graduate program have been useful in my present occupation.			
1 - Strongly Disagree	2.8%	1.5%	-1.3%
2 - Disagree	1.9%	4.5%	2.6%
3 - Slightly Disagree	2.8%	3.3%	0.5%
4 - Slightly Agree	19.9%	17.8%	-2.1%
5 - Agree	40.3%	40.9%	0.6%
6 - Strongly Agree	32.2%	32.0%	-0.2%
MEAN=	4.90	4.88	-0.02
25. Overall, I am satisfied with the graduate education I received at UCCS.			
1 - Strongly Disagree	1.9%	1.1%	-0.8%
2 - Disagree	1.4%	1.5%	0.1%
3 - Slightly Disagree	2.3%	1.9%	-0.4%
4 - Slightly Agree	13.5%	11.5%	-2.0%
5 - Agree	44.7%	44.6%	-0.1%
6 - Strongly Agree	36.3%	39.4%	3.1%
MEAN=	5.07	5.15	0.08
26. In retrospect, I wish I had chosen a different graduate program of study at UCCS.			
1 - Yes	7.5%	9.7%	2.2%
2 - No	92.5%	90.3%	-2.2%

	N=	16	22	
26a. If yes, what degree program do you wish you had chosen?				
Other		31.3%	22.7%	-8.6%
Business (MBA)		37.5%	18.2%	-19.3%
Basic Science		0.0%	9.1%	9.1%
Not Sure		0.0%	9.1%	9.1%
Not Offered at UCCS		0.0%	9.1%	9.1%
Applied Mathematics		0.0%	4.5%	4.5%
Computer Science (MS, Ph.D.)		6.3%	4.5%	-1.8%
Curriculum & Instruction		0.0%	4.5%	4.5%
Graduate School of Public Affairs (MPA)		6.3%	4.5%	-1.8%
Mechanical Engineering (<S)		0.0%	4.5%	4.5%
Psychology (MA)		0.0%	4.5%	4.5%
Sociology (MA)		0.0%	4.5%	4.5%
26b. Do you wish you had attended a different institution?				
1 - Yes		18.4%	11.9%	-6.5%
2 - No		81.6%	88.1%	6.5%
26c. Could you have attended a different institution?				
1 - Yes		79.6%	87.3%	7.7%
2 - No		20.4%	12.7%	-7.7%
27. I sought formal graduate advisement on a regular basis (at least once a semester).				
1 - Yes		39.7%	44.7%	5.0%
2 - No		60.3%	55.3%	-5.0%
28. How would you evaluate the advising you received in your graduate program?				
0 - Never was advised		6.1%	2.6%	-3.5%
1 - Never requested or needed advisement		8.4%	13.1%	4.7%
2 - Very Poor		3.7%	3.4%	-0.3%
3 - Poor		3.7%	4.9%	1.2%
4 - Fair		22.0%	22.0%	0.0%
5 - Good		26.2%	36.2%	10.0%
6 - Excellent		29.9%	17.9%	-12.0%
	MEAN* =	3.87	4.72	0.85
* Only includes responses 2 through 6				
29. How would you evaluate the mentoring you received in your graduate program?				
0 - Never requested or needed a mentor		0.0%	20.5%	20.5%
1 - Never had a mentor, but could have benefited from one		0.0%	11.2%	11.2%
2 - Never had a mentor		38.5%	9.7%	-28.8%
3 - Very Poor		2.8%	1.1%	-1.7%
4 - Poor		6.1%	1.9%	-4.2%
5 - Fair		14.6%	11.6%	-3.0%
6 - Good		21.6%	24.6%	3.0%
7 - Excellent		16.4%	19.4%	3.0%
	MEAN* =	4.04	6.01	1.97
* Only includes responses 3 through 7				
30. Did you work directly with any faculty member on research, service, or creative projects during your time at UCCS, either in or outside of class?				
1 - Yes		37.0%	41.0%	4.0%
2 - No		55.0%	59.0%	4.0%
3 - No, but I wanted a mentor		8.1%	0.0%	-8.1%

31. How often were courses needed for your graduate program unavailable in the semester that you needed them?

1 - Never	28.6%	35.9%	7.3%
2 - Rarely	30.0%	32.6%	2.6%
3 - Sometimes	32.9%	26.7%	-6.2%
4 - Often	7.1%	4.1%	-3.0%
5 - Always	1.4%	0.7%	-0.7%
MEAN=	2.23	2.01	-0.22

32. In your opinion, what were the advantages of going to graduate school at UCCS?

Faculty	11.3%	14.2%	2.9%
Location	14.2%	12.2%	-2.0%
Convenient	19.9%	10.2%	-9.7%
Class hours/schedule	6.6%	6.8%	0.2%
Cost	8.9%	6.4%	-2.5%
Small class size	3.1%	6.2%	3.1%
Online instruction	-	5.6%	5.6%
Good departmental programs	2.4%	3.8%	1.4%
Night classes	1.6%	3.6%	2.0%
Curriculum	2.1%	2.8%	0.7%
Orientation to non-traditional students	0.8%	2.6%	1.8%
Accredited	2.1%	2.4%	0.3%
Quality education	3.1%	2.4%	-0.7%
High academic standards	0.8%	1.8%	1.0%
Personable/small student: teacher ratio	3.7%	1.4%	-2.3%
Financial aid	0.0%	1.2%	1.2%
Friendly atmosphere	1.0%	1.2%	0.2%
Good reputation	3.7%	1.2%	-2.5%
Small school/atmosphere	1.8%	1.2%	-0.6%
Good equipment, facilities, resources	2.4%	1.0%	-1.4%
Older, mature student body	0.3%	1.0%	0.7%
Part of CU system, affiliation w/Boulder	1.3%	1.0%	-0.3%
Able to get a degree	0.3%	0.8%	0.5%
Availability of faculty	0.3%	0.8%	0.5%
Beautiful campus	0.0%	0.6%	0.6%
Diverse course offerings	1.0%	0.6%	-0.4%
Good academic advising	0.3%	0.6%	0.3%
Good career placement, guidance	1.3%	0.6%	-0.7%
Had major I wanted	1.6%	0.6%	-1.0%
Well rounded education	0.3%	0.6%	0.3%
Classes taught by PhD's, not TA's	0.0%	0.4%	0.4%
Diversity among students	0.5%	0.4%	-0.1%
Good networking with peers, alumni, and community	0.0%	0.4%	0.4%
Good customer, student services	0.3%	0.4%	0.1%

**Top "Other" Advantages**

- Masters degree is a resume builder
- UCCS is flexible
- Lower selective standards for alumni
- Masters degree was tailored to meet my needs

33. In your opinion, what were the disadvantages of going to graduate school at UCCS?

Parking	11.5%	9.5%	-2.0%
Need wider selection of courses	6.7%	8.0%	1.3%
Faculty	8.7%	6.4%	-2.3%
Department/program disorganized	4.8%	5.7%	0.9%
School lacks a big name	7.7%	5.3%	-2.4%
High fees, costs	6.3%	4.9%	-1.4%
Lack of internships, work experience	0.5%	4.2%	3.7%
Lack of networking with peers, alumni, and community	0.0%	4.2%	4.2%
Class hours/schedule	5.8%	3.8%	-2.0%
Location	4.3%	3.8%	-0.5%
Curriculum	10.6%	3.4%	-7.2%
Out-dated equipment/ technology, lack of	1.4%	3.4%	2.0%
Poor job placement, career guidance	0.0%	3.0%	3.0%
Selective criteria for admission into UCCS is too low	-	2.7%	2.7%

Need more graduate programs	2.9%	2.3%	-0.6%
School is too small	1.0%	2.3%	1.3%
Availability of faculty	0.0%	1.9%	1.9%
Inadequate library resources	1.9%	1.9%	0.0%
Online degree not nationally ranked	-	1.9%	1.9%
Group projects	1.4%	1.5%	0.1%
Poor academic advising	0.5%	1.5%	1.0%
Lack of diversity among instructors	0.0%	1.1%	1.1%
Lack of funding for departments/ schools	0.0%	1.1%	1.1%
Unfriendly, uncaring atmosphere	0.5%	1.1%	0.6%
Classes too big	0.0%	0.8%	0.8%
Lack of financial aid	1.0%	0.8%	-0.2%
Lacking college atmosphere	0.0%	0.8%	0.8%
Little campus life / social life	1.0%	0.8%	-0.2%
No cohesiveness/communication	0.0%	0.8%	0.8%
Poor student/customer services	2.4%	0.8%	-1.6%
Too many unnecessary requirements	0.0%	0.8%	0.8%
Bureaucracy	0.5%	0.4%	-0.1%
Classes taught by TA's, not PhD's	0.0%	0.4%	0.4%
Construction	1.0%	0.4%	-0.6%
Staff	0.0%	0.4%	0.4%
Use of student funds	0.5%	0.4%	-0.1%
Classes too small	0.5%	0.0%	-0.5%
Residence Halls	0.0%	0.0%	0.0%
Growing to fast, overcrowded	1.0%	0.0%	-1.0%

**Top "Other" Disadvantages**

- TEP does not allow students to work
- Did not learn anything in the Masters program
- Do not take a specific course or instructor
- Lack of innovation in instruction

34\*. What one piece of advice would you give students just starting a graduate program at UCCS?

Be prepared / work hard	-	13.0%	-
Be sure that this is what you want	-	10.0%	-
Build relationship with faculty / mentor	-	9.5%	-
Don't give up / challenge yourself / stay committed / focus	-	9.1%	-
Seek advice	-	7.4%	-
Advocate for yourself	-	6.9%	-
Plan course of study early / take classes in order / take summer classes	-	5.6%	-
Enroll full time	-	3.9%	-
Enjoy yourself	-	3.0%	-
Choose program carefully	-	3.0%	-
Develop business / networking relationships	-	2.2%	-
Start thesis ASAP	-	1.7%	-
Choose on-campus courses rather than on-line courses	-	1.3%	-
Get involved in research / practical experience	-	1.3%	-
Seek out students with similar interests	-	1.3%	-

**Top "Other" Advice**

- Schemes for finding parking
- Be flexible and open to different teaching styles and experiences
- Be prepared to use technology, get high-speed internet connection
- Do not expect to complete the program in 2 years if employed full time

\* New question in 2005



35. Where did you first hear about your graduate program at UCCS?				
1 - I was a UCCS student at the time		14.6%	16.2%	1.6%
2 - Professional publication		1.9%	3.4%	1.5%
3 - Brochure		5.2%	3.0%	-2.2%
4 - Web site		21.2%	23.8%	2.6%
5 - Word of mouth		32.5%	34.3%	1.8%
6- Other		24.5%	19.2%	-5.3%
35a. To what degree did you find the UCCS website helpful?	N=	206	262	
1 - Not helpful		6.8%	0.8%	-6.0%
2-		0.0%	3.8%	3.8%
3 - Somewhat helpful		44.7%	29.0%	-15.7%
4-		0.0%	39.7%	39.7%
5 - Very helpful		48.5%	26.7%	-21.8%
<b>Section D. Demographics</b>				
36. Your gender is:				
1 - Male		43.7%	39.4%	-4.3%
2 - Female		56.3%	60.6%	4.3%
37. Your primary ethnic group is?				
1 - White / Anglo / Caucasian		87.0%	85.0%	-2.0%
2 - African American or black		4.3%	2.3%	-2.0%
3 - Mexican American, Chicano/a, Latino/a, or Hispanic		3.8%	5.6%	1.8%
4 - Native American / Alaskan Native / Aleut		0.0%	2.6%	2.6%
5 - Asian American / Asian / Pacific Islander		4.8%	4.5%	-0.3%
6 - Other				
38. Your year of birth is:	MEAN=	1964.00	1966.96	2.96
	RANGE	1943-1980	1940-1981	
39. Your marital status is:				
1 - Single, Never Married		17.0%	15.2%	-1.8%
2 - Married		70.3%	69.9%	-0.4%
3 - Separated		0.0%	0.4%	0.4%
4 - Divorced		10.4%	12.6%	2.2%
5- Widowed		0.9%	0.7%	-0.2%
6 - Other		1.4%	1.1%	-0.3%
40. How many dependants are in your household?				
0		1.6%	39.4%	37.8%
1		34.6%	19.0%	-15.6%
2		37.8%	23.8%	-14.0%
3		17.3%	8.9%	-8.4%
4		5.5%	5.2%	-0.3%
5-7		3.1%	3.7%	0.6%
	MEAN=	2.01	1.35	-0.66
41. Your total personal annual salary (before deductions) in the year following your graduation was:				
1 - Less than \$9,999		4.9%	3.0%	-1.9%
2 - \$10,000 - \$19,999		7.3%	2.6%	-4.7%
3 - \$20,000 - \$29,999		7.3%	6.8%	-0.5%
4 - \$30,000 - \$39,999		19.9%	27.9%	8.0%
5 - \$40,000 - \$54,999		19.9%	18.9%	-1.0%
6 - \$55,000 - \$79,999		22.8%	22.3%	-0.5%
7 - \$80,000 - \$99,999		10.7%	10.2%	-0.5%
8 - \$100,000 - \$109,999		7.3%	2.3%	-5.0%
9 - \$110,000 or more		0.0%	6.0%	6.0%
	MEAN=	4.90	5.13	0.23



**University of Colorado at Colorado Springs  
2005 Graduate Alumni Survey Report  
Comparison of University Totals to the  
Beth-El College of Nursing and Health Sciences**

**SECTION A: EDUCATION AT UCSS**

	<b>2005 ALUMNI N=270</b>	<b>2005 BETH-EL N=27</b>	<b>DIFFERENCE</b>
<b>1. What semester and year did you start work toward a graduate degree at UCSS?</b>			
Fall	59.9%	52.9%	-7.0%
Spring	24.3%	35.3%	11.0%
Summer	15.8%	11.8%	-4.0%
2003	1.5%	3.8%	2.3%
2002	11.5%	0.0%	-11.5%
2001	35.5%	26.9%	-8.6%
2000	27.4%	38.5%	11.1%
1999	11.6%	7.7%	-3.9%
1998	5.8%	3.8%	-2.0%
1997	4.1%	11.5%	7.4%
1996	1.5%	3.8%	2.3%
1995 and before	1.2%	3.8%	2.6%
<b>2. What was your initial student level?</b>			
1 - Fully Accepted	75.0%	77.8%	2.8%
2 - Provisionally Accepted	11.2%	7.4%	-3.8%
3 - Unclassified	13.8%	14.8%	1.0%
<b>3. What was your initial student tuition classification?</b>			
1 - Resident	78.4%	88.9%	10.5%
2 - Non-resident	12.6%	7.4%	-5.2%
3- Online Instruction Only	8.9%	3.7%	-5.2%
<b>4. During your graduate studies at UCSS, what was your course load during most semesters?</b>			
1 - Full-time (5 or more hours a semester)	73.6%	81.5%	7.9%
2 - Part-time (less than 5 hours a semester)	26.4%	18.5%	-7.9%
<b>5. Please indicate when you received your last graduate degree from UCSS.</b>			
1 - May	60.3%	61.5%	1.2%
2 - August	14.6%	3.8%	-10.8%
3 - December	25.1%	34.6%	9.5%
<b>6. Which degree did you receive at the time of the above graduation?</b>			
Master of Science	6.3%	96.3%	90.0%
Master of Business Administration	28.3%	3.7%	-24.6%
<b>7. In what major field(s) or area(s) of emphasis did you receive your graduate degree from UCSS?</b>			
Nurse Practitioner (MSN)	11.3%	96.3%	85.0%
Business Administration (MBA)	21.7%	3.7%	-18.0%
<b>8. In which school/college were you enrolled as a graduate student?</b>			
Beth-El College of Nursing and Health Sciences	10.0%	100.0%	90.0%
<b>8a. Did you take any of your courses on-line?</b>			
1 - Yes	32.6%	70.4%	37.8%
2 - No (go to Q. 9)	67.4%	29.6%	-37.8%
<b>8b. If yes, estimate what percent of your course work was done online</b>			
	N=	86	19
Percent <= 50%		54.8%	73.7%
Percent > 50%		45.4%	26.4%
	MEAN=	48.6%	27.1%
<b>9. What was your primary purpose in obtaining a graduate degree?</b>			
1 - To become better qualified for future employment.	32.5%	18.5%	-14.0%
2 - To become better qualified for my present employment.	11.6%	3.7%	-7.9%
3 - To qualify for advancement in my field of employment.	17.9%	40.7%	22.8%
4 - To prepare for a better job than my present employment.	6.7%	7.4%	0.7%
5 - To prepare for changing my occupation.	13.8%	11.1%	-2.7%
6 - To prepare for a further graduate degree (e.g., earning a masters and a Ph.D.).	3.4%	3.7%	0.3%
7 - For self-development.	11.2%	3.7%	-7.5%
8 - Other	3.0%	11.1%	8.1%

10. Are you currently enrolled in an advanced degree (beyond your graduate degree at UCCS) or certificate program?				
1 - Yes		6.3%	0.0%	-6.3%
2 - No		93.7%	100.0%	6.3%
10a. If yes, what is the program in which you are enrolled and at what university?				
Program:	N=	16	0	
University:*				
*New question in 2005				
10b. If no, do you plan to pursue another advanced degree, credentials, licenses, and/or certifications within the next year?				
1 - Yes	N=	238	26	
2 - No		27.3%	19.2%	-8.1%
		72.7%	80.8%	8.1%
<b>SECTION B: EMPLOYMENT</b>				
11. Upon graduation, what did you do?				
1 - Sought new employment		33.7%	48.1%	14.4%
2 - Continued current employment		53.7%	44.4%	-9.3%
3 - Attended further graduate school		2.2%	0.0%	-2.2%
4 - Took Time Off		6.7%	3.7%	-3.0%
5 - Other		3.7%	3.7%	0.0%
12. What is your current employment status?				
1 - Employed full-time		86.7%	85.2%	-1.5%
2 - Employed part-time		6.3%	14.8%	8.5%
3 - Unemployed but seeking employment		4.1%	0.0%	-4.1%
4 - Unemployed and not seeking employment		3.0%	0.0%	-3.0%
12a. If unemployed, what is your current source of income?	N=	17	0	
13b*. Where is your current job located?				
1 - In Colorado Springs		47.8%	54.5%	6.7%
2 - Outside Colorado Springs, but in Colorado		21.7%	18.2%	-3.5%
3 - Outside of Colorado, but in the U.S.		29.6%	27.3%	-2.3%
4 - Outside of the U.S.		0.9%	0.0%	-0.9%
*New question in 2005				
14. In which sector of the economy is your primary employment?				
1 - Aerospace Industry		5.1%	0.0%	-5.1%
2 - Agricultural		0.0%	0.0%	0.0%
3 - Contract Construction		2.0%	0.0%	-2.0%
4 - Education		39.0%	7.4%	-31.6%
5 - Finance		4.7%	0.0%	-4.7%
6 - Government		9.4%	0.0%	-9.4%
7 - Homemaker		1.2%	0.0%	-1.2%
8 - Insurance -- Real Estate		0.4%	0.0%	-0.4%
9 - Manufacturing		6.7%	0.0%	-6.7%
10 - Mining		0.0%	0.0%	0.0%
11 - Medical/Nursing/Allied Health		13.4%	88.9%	75.5%
12 - Professional (Medical or Law)		0.8%	0.0%	-0.8%
13 - Public Service		2.8%	0.0%	-2.8%
14 - Service		2.8%	3.7%	0.9%
15 - Transportation & Public Utilities		0.8%	0.0%	-0.8%
16 - Wholesale & Retail Trades		0.4%	0.0%	-0.4%
17 - Other (specify)		10.6%	0.0%	-10.6%
14a. Are you currently employed in your chosen profession/occupation?				
1 - Yes		89.3%	100.0%	10.7%
2 - No		10.7%	0.0%	-10.7%
14b. Overall, are you satisfied with your current job?				
1 - Very Satisfied		40.2%	63.0%	22.8%
2 - Satisfied		43.8%	25.9%	-17.9%
3 - Neutral		12.0%	11.1%	-0.9%
4 - Dissatisfied		3.2%	0.0%	-3.2%
5 - Very dissatisfied		0.8%	0.0%	-0.8%
15. Did you already have your current job prior to graduation?				
1 - Yes		51.6%	37.0%	-14.6%
2 - No		48.4%	63.0%	14.6%
15a. If yes, is your current job related to your field of study?				
1 - Yes		83.2%	100.0%	16.8%
2 - No		16.8%	0.0%	-16.8%
15b. If no, how many months did it take for you to find your first job related to your graduate degree after graduation?				
	MEAN=	4.87	3.42	-1.5
< 1 month		28.0%	30.8%	2.8%


	1 - 2 months	29.2%	15.4%	-13.8%
	> 2 months	42.4%	53.9%	11.5%
16. Was it necessary for you to relocate for your first job after graduation?				
	1 - Did not have to relocate	84.6%	92.6%	8.0%
	2 - Relocated within Colorado	4.3%	3.7%	-0.6%
	3 - Relocated to another state	9.9%	3.7%	-6.2%
	4 - Relocated to another country	1.2%	0.0%	-1.2%
	5 - N/A (e.g., already had a job in my field)	0.0%	0.0%	0.0%
17. How much previous experience did you have in your current field of employment?				
	1 - Had no previous employment experience	19.6%	33.3%	13.7%
	2 - Had some previous employment experience	40.0%	22.2%	-17.8%
	3 - Had substantial previous employment experience	40.4%	44.4%	4.0%
18. My job is closely related to my chosen field of study.				
	1 - Strongly Disagree	2.0%	0.0%	-2.0%
	2 - Disagree	3.5%	0.0%	-3.5%
	3 - Slightly Disagree	1.2%	0.0%	-1.2%
	4 - Slightly Agree	14.5%	3.7%	-10.8%
	5 - Agree	23.9%	11.1%	-12.8%
	6 - Strongly Agree	54.9%	85.2%	30.3%
	MEAN=	5.20	5.81	0.61
19. My graduate studies at UCCS enhanced my ability to get a job.				
	1 - Strongly Disagree	2.3%	3.7%	1.4%
	2 - Disagree	3.5%	0.0%	-3.5%
	3 - Slightly Disagree	3.1%	0.0%	-3.1%
	4 - Slightly Agree	10.2%	3.7%	-6.5%
	5 - Agree	38.3%	22.2%	-16.1%
	6 - Strongly Agree	42.6%	70.4%	27.8%
	MEAN=	5.06	5.52	0.46
20. A graduate degree is required to do my job well.				
	1 - Strongly Disagree	3.1%	0.0%	-3.1%
	2 - Disagree	10.5%	0.0%	-10.5%
	3 - Slightly Disagree	7.4%	0.0%	-7.4%
	4 - Slightly Agree	20.2%	3.7%	-16.5%
	5 - Agree	23.3%	18.5%	-4.8%
	6 - Strongly Agree	35.4%	77.8%	42.4%
	MEAN=	4.56	5.74	1.18
<b>Section C: Rating My Education at UCCS</b>				
21. My UCCS graduate degree prepared me well for my chosen career.				
	1 - Strongly Disagree	1.9%	3.7%	1.8%
	2 - Disagree	3.0%	3.7%	0.7%
	3 - Slightly Disagree	4.1%	0.0%	-4.1%
	4 - Slightly Agree	22.0%	11.1%	-10.9%
	5 - Agree	41.0%	48.1%	7.1%
	6 - Strongly Agree	28.0%	33.3%	5.3%
	MEAN=	4.81	4.96	0.15
22. The technical skills I learned at UCCS during my graduate studies were complete and up-to-date.				
	1 - Strongly Disagree	3.0%	3.8%	0.8%
	2 - Disagree	2.3%	3.8%	1.5%
	3 - Slightly Disagree	6.4%	3.8%	-2.6%
	4 - Slightly Agree	18.0%	11.5%	-6.5%
	5 - Agree	44.7%	38.5%	-6.2%
	6 - Strongly Agree	25.6%	38.5%	12.9%
	MEAN=	4.76	4.92	0.16
23. I would recommend my graduate degree program to another interested person.				
	1 - Strongly Disagree	1.5%	7.4%	5.9%
	2 - Disagree	1.5%	0.0%	-1.5%
	3 - Slightly Disagree	5.2%	3.7%	-1.5%
	4 - Slightly Agree	13.3%	3.7%	-9.6%
	5 - Agree	37.0%	33.3%	-3.7%
	6 - Strongly Agree	41.5%	51.9%	10.4%
	MEAN=	5.07	5.11	0.04

24. The specific knowledge, skills, and expertise I acquired at UCCS in my graduate program have been useful in my present occupation.			
1 - Strongly Disagree	1.5%	3.7%	2.2%
2 - Disagree	4.5%	3.7%	-0.8%
3 - Slightly Disagree	3.3%	0.0%	-3.3%
4 - Slightly Agree	17.8%	7.4%	-10.4%
5 - Agree	40.9%	40.7%	-0.2%
6 - Strongly Agree	32.0%	44.4%	12.4%
MEAN=	4.88	5.11	0.23
25. Overall, I am satisfied with the graduate education I received at UCCS.			
1 - Strongly Disagree	1.1%	7.4%	6.3%
2 - Disagree	1.5%	0.0%	-1.5%
3 - Slightly Disagree	1.9%	0.0%	-1.9%
4 - Slightly Agree	11.5%	0.0%	-11.5%
5 - Agree	44.6%	48.1%	3.5%
6 - Strongly Agree	39.4%	44.4%	5.0%
MEAN=	5.15	5.15	0
26. In retrospect, I wish I had chosen a different graduate program of study at UCCS.			
1 - Yes	9.7%	11.1%	1.4%
2 - No	90.3%	88.9%	-1.4%
26a. If yes, what degree program do you wish you had chosen?			
	N=	22	2
Other		22.7%	50.0%
Business (MBA)		18.2%	50.0%
26b. Do you wish you had attended a different institution?			
1 - Yes	11.9%	7.7%	-4.2%
2 - No	88.1%	92.3%	4.2%
26c. Could you have attended a different institution?			
1 - Yes	87.3%	91.3%	4.0%
2 - No	12.7%	8.7%	-4.0%
27. I sought formal graduate advisement on a regular basis (at least once a semester).			
1 - Yes	44.7%	81.5%	36.8%
2 - No	55.3%	18.5%	-36.8%
28. How would you evaluate the advising you received in your graduate program?			
0 - Never was advised	2.6%	0.0%	-2.6%
1 - Never requested or needed advisement	17.9%	7.4%	-10.5%
2 - Very Poor	13.1%	3.7%	-9.4%
3 - Poor	3.4%	3.7%	0.3%
4 - Fair	4.9%	11.1%	6.2%
5 - Good	22.0%	37.0%	15.0%
6 - Excellent	36.2%	37.0%	0.8%
MEAN*=	4.72	5.08	0.36
* Only includes responses 2 through 6			
29. How would you evaluate the mentoring you received in your graduate program?			
0 - Never requested or needed a mentor	20.5%	3.7%	-16.8%
1 - Never had a mentor, but could have benefited from one	11.2%	3.7%	-7.5%
2 - Never had a mentor	9.7%	3.7%	-6.0%
3 - Very Poor	1.1%	3.7%	2.6%
4 - Poor	1.9%	3.7%	1.8%
5 - Fair	11.6%	7.4%	-4.2%
6 - Good	24.6%	37.0%	12.4%
7 - Excellent	19.4%	37.0%	17.6%
MEAN*=	6.01	6.13	0.12
* Only includes responses 3 through 7			
30. Did you work directly with any faculty member on research, service, or creative projects during your time at UCCS, either in or outside of class?			
1 - Yes	41.0%	53.8%	12.8%
2 - No	59.0%	46.2%	-12.8%
3 - No, but I wanted a mentor	0.0%	0.0%	0.0%
31. How often were courses needed for your graduate program unavailable in the semester that you needed them?			
1 - Never	35.9%	51.9%	16.0%
2 - Rarely	32.6%	29.6%	-3.0%
3 - Sometimes	26.7%	14.8%	-11.9%
4 - Often	4.1%	0.0%	-4.1%
5 - Always	0.7%	3.7%	3.0%
MEAN=	2.01	1.74	-0.27
32. In your opinion, what were the advantages of going to graduate school at UCCS?			
Convenient	11.4%	20.9%	9.5%
Faculty	13.6%	16.3%	2.7%

Good departmental programs	3.3%	9.3%	6.0%
Location	12.8%	9.3%	-3.5%
Orientation to non-traditional students	3.5%	7.0%	3.5%
Small class size	6.2%	7.0%	0.8%
Class hours/schedule	8.1%	4.7%	-3.4%
Well rounded education	0.8%	4.7%	3.9%
Cost	6.4%	2.3%	-4.1%
Good equipment, facilities, resources	1.0%	2.3%	1.3%
Good reputation	1.2%	2.3%	1.1%
Older, mature student body	1.0%	2.3%	1.3%
Part of CU system, affiliation w/Boulder	1.0%	2.3%	1.3%
Small school/atmosphere	1.2%	2.3%	1.1%
<b>33. In your opinion, what were the disadvantages of going to graduate school at UCCS?</b>			
Parking	9.6%	27.3%	17.7%
High fees, costs	5.0%	13.6%	8.6%
Department/program disorganized	4.2%	9.1%	4.9%
Lack of internships, work experience	3.8%	9.1%	5.3%
Location	3.8%	9.1%	5.3%
Bureaucracy	0.4%	4.5%	4.1%
Inadequate library resources	2.3%	4.5%	2.2%
Lack of financial aid	0.8%	4.5%	3.7%
<b>34*. What one piece of advice would you give students just starting a graduate program at UCCS?</b>			
Be prepared / work hard	13.0%	24.1%	11.1%
Build relationship with faculty / mentor	9.5%	17.2%	7.7%
Seek advice	7.4%	13.8%	6.5%
Choose program carefully	3.0%	13.8%	10.8%
Don't give up / challenge yourself / stay committed / focus	9.1%	6.9%	-2.2%
Be sure that this is what you want	10.0%	3.4%	-6.6%
Advocate for yourself	6.9%	3.4%	-3.5%
Plan course of study early / take classes in order / take summer classes	5.6%	3.4%	-2.2%
Choose on-campus courses rather than on-line courses	1.3%	3.4%	2.1%
* New question in 2005			
<b>35. Where did you first hear about your graduate program at UCCS?</b>			
1 - I was a UCCS student at the time	16.2%	11.5%	-4.7%
2 - Professional publication	3.4%	3.8%	0.4%
3 - Brochure	3.0%	3.8%	0.8%
4 - Web site	23.8%	3.8%	-20.0%
5 - Word of mouth	34.3%	46.2%	11.9%
6- Other	19.2%	30.8%	11.6%
<b>35a. To what degree did you find the UCCS website helpful?</b>			
	N=	262	24
1 - Not helpful		0.8%	0.0%
2-		3.8%	4.2%
3 - Somewhat helpful		29.0%	25.0%
4-		39.7%	45.8%
5 - Very helpful		26.7%	25.0%
<b>Section D. Demographics</b>			
<b>36. Your gender is:</b>			
1 - Male		39.4%	11.1%
2 - Female		60.6%	88.9%
<b>37. Your primary ethnic group is?</b>			
1 - White / Anglo / Caucasian		85.0%	92.3%
2 - African American or black		2.3%	3.8%
3 - Mexican American, Chicano/a, Latino/a, or Hispanic		5.6%	3.8%
4 - Native American / Alaskan Native / Aleut		2.6%	0.0%
5 - Asian American / Asian / Pacific Islander		4.5%	0.0%
6 - Other		0.0%	0.0%
<b>38. Your year of birth is:</b>			
	MEAN=	1966.96	1960.56
	RANGE	1940-1981	1947-1971
<b>39. Your marital status is:</b>			
1 - Single, Never Married		15.2%	7.4%
2 - Married		69.9%	66.7%
3 - Separated		0.4%	0.0%
4 - Divorced		12.6%	22.2%
5- Widowed		0.7%	0.0%
6 - Other		1.1%	3.7%
<b>40. How many dependants are in your household?</b>			
0		39.4%	33.3%
1		19.0%	14.8%
2		23.8%	29.6%
3		8.9%	7.4%
4		5.2%	7.4%
5-7		3.7%	7.4%
	MEAN=	1.35	1.70
			0.35

41. Your total personal annual salary (before deductions) in the year following your graduation was:

1 - Less than \$9,999	3.0%	0.0%	-3.0%
2 - \$10,000 - \$19,999	2.6%	0.0%	-2.6%
3 - \$20,000 - \$29,999	6.8%	3.7%	-3.1%
4 - \$30,000 - \$39,999	27.9%	14.8%	-13.1%
5 - \$40,000 - \$54,999	18.9%	18.5%	-0.4%
6 - \$55,000 - \$79,999	22.3%	48.1%	25.8%
7 - \$80,000 - \$99,999	10.2%	11.1%	0.9%
8 - \$100,000 - \$109,999	2.3%	0.0%	-2.3%
9 - \$110,000 or more	6.0%	3.7%	-2.3%
MEAN=	5.13	5.63	0.50



**University of Colorado at Colorado Springs  
2005 Graduate Alumni Survey Report  
Comparison of University Totals to the  
College of Business**

**SECTION A: EDUCATION AT UCCS**

	<b>2005 ALUMNI N=270</b>	<b>2005 BUS N=75</b>	<b>DIFFERENCE</b>
<b>1. What semester and year did you start work toward a graduate degree at UCCS?</b>			
Fall	59.9%	55.6%	-4.3%
Spring	24.3%	34.9%	10.6%
Summer	15.8%	9.5%	-6.3%
2003	1.5%	1.4%	-0.1%
2002	11.5%	5.6%	-5.9%
2001	35.5%	38.0%	2.5%
2000	27.4%	21.1%	-6.3%
1999	11.6%	21.1%	9.5%
1998	5.8%	7.0%	1.2%
1997	4.1%	2.8%	-1.3%
1996	1.5%	0.0%	-1.5%
1995 and before	1.2%	2.8%	1.6%
<b>2. What was your initial student level?</b>			
1 - Fully Accepted	75.0%	76.7%	1.7%
2 - Provisionally Accepted	11.2%	17.8%	6.6%
3 - Unclassified	13.8%	5.5%	-8.3%
<b>3. What was your initial student tuition classification?</b>			
1 - Resident	78.4%	52.0%	-26.4%
2 - Non-resident	12.6%	17.3%	4.7%
3- Online Instruction Only	8.9%	30.7%	21.8%
<b>4. During your graduate studies at UCCS, what was your course load during most semesters?</b>			
1 - Full-time (5 or more hours a semester)	73.6%	58.1%	-15.5%
2 - Part-time (less than 5 hours a semester)	26.4%	41.9%	15.5%
<b>5. Please indicate when you received your last graduate degree from UCCS.</b>			
1 - May	60.3%	52.7%	-7.6%
2 - August	14.6%	13.5%	-1.1%
3 - December	25.1%	33.8%	8.7%
<b>6. Which degree did you receive at the time of the above graduation?</b>			
Master of Business Administration	28.3%	100.0%	71.7%
<b>7. In what major field(s) or area(s) of emphasis did you receive your graduate degree from UCCS?</b>			
Business Administration (MBA)	21.7%	100.0%	78.3%
<b>8. In which school/college were you enrolled as a graduate student?</b>			
Business	27.9%	100.0%	72.1%
<b>8a. Did you take any of your courses on-line?</b>			
1 - Yes	32.6%	62.7%	30.1%
2 - No	67.4%	37.3%	-30.1%
<b>8b. If yes, estimate what percent of your course work was done online</b>			
	N=	86	46
Percent <= 50%		54.8%	32.6%
Percent > 50%		45.4%	67.4%
	MEAN=	48.6%	71.1%
			-22.2%
			22.0%
			22.5%
<b>9. What was your primary purpose in obtaining a graduate degree?</b>			
1 - To become better qualified for future employment.	32.5%	32.0%	-0.5%
2 - To become better qualified for my present employment.	11.6%	4.0%	-7.6%
3 - To qualify for advancement in my field of employment.	17.9%	14.7%	-3.2%
4 - To prepare for a better job than my present employment.	6.7%	12.0%	5.3%
5 - To prepare for changing my occupation.	13.8%	12.0%	-1.8%
6 - To prepare for a further graduate degree (e.g., earning a masters and a Ph.D.).	3.4%	2.7%	-0.7%
7 - For self-development.	11.2%	22.7%	11.5%
8 - Other	3.0%	0.0%	-3.0%



10. Are you currently enrolled in an advanced degree (beyond your graduate degree at UCCS) or certificate program?			
1 - Yes	6.3%	1.3%	-5.0%
2 - No	93.7%	98.7%	5.0%
10a. If yes, what is the program in which you are enrolled and at what university?			
Program:	N=		
Master of Business Administration (MBA)	16	1	
	6.3%	100.0%	93.8%
University:*			
PPCC	28.6%	100.0%	71.4%
*New question in 2005			
10b. If no, do you plan to pursue another advanced degree, credentials, licenses, and/or certifications within the next year?	N=		
1 - Yes	238	71	
	27.3%	22.5%	-4.8%
2 - No	72.7%	77.5%	4.8%
<b>SECTION B: EMPLOYMENT</b>			
11. Upon graduation, what did you do?			
1 - Sought new employment	33.7%	25.3%	-8.4%
2 - Continued current employment	53.7%	64.0%	10.3%
3 - Attended further graduate school	2.2%	0.0%	-2.2%
4 -Took Time Off	6.7%	5.3%	-1.4%
5 - Other	3.7%	5.3%	1.6%
12. What is your current employment status?			
1 - Employed full-time	86.7%	89.3%	2.6%
2 - Employed part-time	6.3%	4.0%	-2.3%
3 - Unemployed but seeking employment	4.1%	2.7%	-1.4%
4 - Unemployed and not seeking employment	3.0%	4.0%	1.0%
12a. If unemployed, what is your current source of income?	N=		
Spouse	17	5	
	47.1%	80.0%	32.9%
Savings	17.6%	20.0%	2.4%
13b*. Where is your current job located?			
1 - In Colorado Springs	47.8%	35.3%	-12.5%
2 - Outside Colorado Springs, but in Colorado	21.7%	17.6%	-4.1%
3 - Outside of Colorado, but in the U.S.	29.6%	44.1%	14.5%
4 - Outside of the U.S.	0.9%	2.9%	2.0%
*New question in 2005			
14. In which sector of the economy is your primary employment?			
1 - Aerospace Industry	5.1%	5.6%	0.5%
2 - Agricultural	0.0%	0.0%	0.0%
3 - Contract Construction	2.0%	5.6%	3.6%
4 - Education	39.0%	7.0%	-32.0%
5 - Finance	4.7%	16.9%	12.2%
6 - Government	9.4%	11.3%	1.9%
7 - Homemaker	1.2%	2.8%	1.6%
8 - Insurance -- Real Estate	0.4%	1.4%	1.0%
9 - Manufacturing	6.7%	19.7%	13.0%
10 - Mining	0.0%	0.0%	0.0%
11 - Medical/Nursing/Allied Health	13.4%	4.2%	-9.2%
12 - Professional (Medical or Law)	0.8%	0.0%	-0.8%
13 - Public Service	2.8%	0.0%	-2.8%
14 - Service	2.8%	5.6%	2.8%
15 - Transportation & Public Utilities	0.8%	1.4%	0.6%
16 - Wholesale & Retail Trades	0.4%	1.4%	1.0%
17 - Other (specify)	10.6%	16.9%	6.3%
14a. Are you currently employed in your chosen profession/occupation?			
1 - Yes	89.3%	82.6%	-6.7%
2 - No	10.7%	17.4%	6.7%
14b. Overall, are you satisfied with your current job?			
1 - Very Satisfied	40.2%	23.5%	-16.7%
2 - Satisfied	43.8%	45.6%	1.8%
3- Neutral	12.0%	23.5%	11.5%
4 - Dissatisfied	3.2%	7.4%	4.2%
5 - Very dissatisfied	0.8%	0.0%	-0.8%
15. Did you already have your current job prior to graduation?			
1 - Yes	51.6%	57.1%	5.5%
2 - No	48.4%	42.9%	-5.5%
15a. If yes, is your current job related to your field of study?			
1 - Yes	83.2%	67.4%	-15.8%
2 - No	16.8%	32.6%	15.8%

15b. If no, how many months did it take for you to find your first job related to your graduate degree after graduation?	MEAN=	4.87	5.74	0.87
< 1 month		28.0%	10.6%	-17.4%
1 - 2 months		29.2%	15.8%	-13.4%
> 2 months		42.4%	73.7%	31.3%
16. Was it necessary for you to relocate for your first job after graduation?				
1 - Did not have to relocate		84.6%	82.4%	-2.2%
2 - Relocated within Colorado		4.3%	5.9%	1.6%
3 - Relocated to another state		9.9%	11.8%	1.9%
4 - Relocated to another country		1.2%	0.0%	-1.2%
5 - N/A (e.g., already had a job in my field)		0.0%	0.0%	0.0%
17. How much previous experience did you have in your current field of employment?				
1 - Had no previous employment experience		19.6%	21.4%	1.8%
2 - Had some previous employment experience		40.0%	27.1%	-12.9%
3 - Had substantial previous employment experience		40.4%	51.4%	11.0%
18. My job is closely related to my chosen field of study.				
1 - Strongly Disagree		2.0%	2.9%	0.9%
2 - Disagree		3.5%	7.1%	3.6%
3 - Slightly Disagree		1.2%	4.3%	3.1%
4 - Slightly Agree		14.5%	24.3%	9.8%
5 - Agree		23.9%	35.7%	11.8%
6 - Strongly Agree		54.9%	25.7%	-29.2%
	MEAN=	5.20	4.60	-0.6
19. My graduate studies at UCCS enhanced my ability to get a job.				
1 - Strongly Disagree		2.3%	4.3%	2.0%
2 - Disagree		3.5%	7.1%	3.6%
3 - Slightly Disagree		3.1%	7.1%	4.0%
4 - Slightly Agree		10.2%	17.1%	6.9%
5 - Agree		38.3%	41.4%	3.1%
6 - Strongly Agree		42.6%	22.9%	-19.7%
	MEAN=	5.06	4.53	-0.53
20. A graduate degree is required to do my job well.				
1 - Strongly Disagree		3.1%	7.1%	4.0%
2 - Disagree		10.5%	18.6%	8.1%
3 - Slightly Disagree		7.4%	10.0%	2.6%
4 - Slightly Agree		20.2%	25.7%	5.5%
5 - Agree		23.3%	21.4%	-1.9%
6 - Strongly Agree		35.4%	17.1%	-18.3%
	MEAN=	4.56	3.87	-0.69
<b>Section C: Rating My Education at UCCS</b>				
21. My UCCS graduate degree prepared me well for my chosen career.				
1 - Strongly Disagree		1.9%	1.4%	-0.5%
2 - Disagree		3.0%	5.4%	2.4%
3 - Slightly Disagree		4.1%	4.1%	0.0%
4 - Slightly Agree		22.0%	28.4%	6.4%
5 - Agree		41.0%	44.6%	3.6%
6 - Strongly Agree		28.0%	16.2%	-11.8%
	MEAN=	4.81	4.58	-0.23
22. The technical skills I learned at UCCS during my graduate studies were complete and up-to-date.				
1 - Strongly Disagree		3.0%	1.4%	-1.6%
2 - Disagree		2.3%	4.1%	1.8%
3 - Slightly Disagree		6.4%	12.3%	5.9%
4 - Slightly Agree		18.0%	13.7%	-4.3%
5 - Agree		44.7%	56.2%	11.5%
6 - Strongly Agree		25.6%	12.3%	-13.3%
	MEAN=	4.76	4.56	-0.2
23. I would recommend my graduate degree program to another interested person.				
1 - Strongly Disagree		1.5%	1.3%	-0.2%
2 - Disagree		1.5%	0.0%	-1.5%
3 - Slightly Disagree		5.2%	4.0%	-1.2%
4 - Slightly Agree		13.3%	16.0%	2.7%
5 - Agree		37.0%	41.3%	4.3%
6 - Strongly Agree		41.5%	37.3%	-4.2%
	MEAN=	5.07	5.08	0.01

24. The specific knowledge, skills, and expertise I acquired at UCCS in my graduate program have been useful in my present occupation.			
1 - Strongly Disagree	1.5%	0.0%	-1.5%
2 - Disagree	4.5%	6.7%	2.2%
3 - Slightly Disagree	3.3%	4.0%	0.7%
4 - Slightly Agree	17.8%	33.3%	15.5%
5 - Agree	40.9%	34.7%	-6.2%
6 - Strongly Agree	32.0%	21.3%	-10.7%
MEAN=	4.88	4.60	-0.28
25. Overall, I am satisfied with the graduate education I received at UCCS.			
1 - Strongly Disagree	1.1%	0.0%	-1.1%
2 - Disagree	1.5%	1.3%	-0.2%
3 - Slightly Disagree	1.9%	0.0%	-1.9%
4 - Slightly Agree	11.5%	16.0%	4.5%
5 - Agree	44.6%	52.0%	7.4%
6 - Strongly Agree	39.4%	30.7%	-8.7%
MEAN=	5.15	5.11	-0.04
26. In retrospect, I wish I had chosen a different graduate program of study at UCCS.			
1 - Yes	9.7%	9.3%	-0.4%
2 - No	90.3%	90.7%	0.4%
26a. If yes, what degree program do you wish you had chosen?			
	N=	22	7
Other	22.7%	42.9%	20.1%
Graduate School of Public Affairs (MPA)	4.5%	14.3%	9.8%
Not Offered at UCCS	9.1%	14.3%	5.2%
Applied Mathematics	4.5%	14.3%	9.7%
Sociology (MA)	4.5%	14.3%	9.7%
26b. Do you wish you had attended a different institution?			
1 - Yes	11.9%	12.1%	0.2%
2 - No	88.1%	87.9%	-0.2%
26c. Could you have attended a different institution?			
1 - Yes	87.3%	84.7%	-2.6%
2 - No	12.7%	15.3%	2.6%
27. I sought formal graduate advisement on a regular basis (at least once a semester).			
1 - Yes	44.7%	21.6%	-23.1%
2 - No	55.3%	78.4%	23.1%
28. How would you evaluate the advising you received in your graduate program?			
0 - Never was advised	2.6%	4.0%	1.4%
1 - Never requested or needed advisement	17.9%	21.3%	3.4%
2 - Very Poor	13.1%	1.3%	-11.8%
3 - Poor	3.4%	5.3%	1.9%
4 - Fair	4.9%	22.7%	17.8%
5 - Good	22.0%	38.7%	16.7%
6 - Excellent	36.2%	6.7%	-29.5%
MEAN*=	4.72	4.59	-0.13
* Only includes responses 2 through 6			
29. How would you evaluate the mentoring you received in your graduate program?			
0 - Never requested or needed a mentor	20.5%	37.8%	17.3%
1 - Never had a mentor, but could have benefited from one	11.2%	27.0%	15.8%
2 - Never had a mentor	9.7%	13.5%	3.8%
3 - Very Poor	1.1%	0.0%	-1.1%
4 - Poor	1.9%	1.4%	-0.5%
5 - Fair	11.6%	5.4%	-6.2%
6 - Good	24.6%	13.5%	-11.1%
7 - Excellent	19.4%	1.4%	-18.0%
MEAN*=	6.01	5.69	-0.32
* Only includes responses 3 through 7			
30. Did you work directly with any faculty member on research, service, or creative projects during your time at UCCS, either in or outside of class?			
1 - Yes	41.0%	9.5%	-31.5%
2 - No	59.0%	90.5%	31.5%
3 - No, but I wanted a mentor	0.0%	0.0%	0.0%

31. How often were courses needed for your graduate program unavailable in the semester that you needed them?			
1 - Never	35.9%	17.3%	-18.6%
2 - Rarely	32.6%	38.7%	6.1%
3 - Sometimes	26.7%	38.7%	12.0%
4 - Often	4.1%	5.3%	1.2%
5 - Always	0.7%		-0.7%
MEAN=	2.01	2.32	0.31

32. In your opinion, what were the advantages of going to graduate school at UCCS?			
Location	12.8%	11.6%	-1.2%
Class hours/schedule	8.1%	10.9%	2.8%
Convenient	11.4%	7.8%	-3.6%
Faculty	13.6%	7.8%	-5.8%
Orientation to non-traditional students	3.5%	7.8%	4.3%
Other	5.6%	7.8%	2.2%
Cost	6.4%	5.4%	-1.0%
Accredited	2.3%	4.7%	2.4%
Night classes	3.7%	3.9%	0.2%
Small class size	6.2%	3.9%	-2.3%
Curriculum	2.7%	3.1%	0.4%
Quality education	2.3%	3.1%	0.8%
Good cohesiveness, communication	0.6%	2.3%	1.7%
Part of CU system, affiliation w/Boulder	1.0%	2.3%	1.3%
Availability of Faculty	0.8%	1.6%	0.8%
Diversity among students	0.4%	1.6%	1.2%
Friendly Atmosphere	1.2%	1.6%	0.4%
Good reputation	1.2%	1.6%	0.4%
Older, mature student body	1.0%	1.6%	0.6%
Well rounded education	0.8%	1.6%	0.8%
Able to get a degree	1.0%	0.8%	-0.2%
Beautiful campus	0.4%	0.8%	0.4%
Classes taught by PhD's, not TA's	0.6%	0.8%	0.2%
Diverse course offerings	0.6%	0.8%	0.2%
Financial aid	1.0%	0.8%	-0.2%
Good career placement, guidance	0.6%	0.8%	0.2%
Good departmental programs	3.3%	0.8%	-2.5%
Good equipment, facilities, resources	1.0%	0.8%	-0.2%
High academic standards	1.4%	0.8%	-0.6%
Personable/small student: teacher ratio	1.2%	0.8%	-0.4%
Small school/atmosphere	1.2%	0.8%	-0.4%

33. In your opinion, what were the disadvantages of going to graduate school at UCCS?			
School lacks a big name	6.9%	17.9%	11.0%
Other	11.9%	15.4%	3.5%
Faculty	5.4%	6.4%	1.0%
No involvement with community	1.9%	6.4%	4.5%
Out-dated equipment/ technology, lack of	2.7%	6.4%	3.7%
Poor job placement, career guidance	3.1%	6.4%	3.3%
Need wider selection of courses	7.7%	5.1%	-2.6%
Group projects	1.5%	3.8%	2.3%
Lack of internships, work experience	3.8%	3.8%	0.0%
No cohesiveness/communication	1.2%	3.8%	2.6%
Parking	9.6%	3.8%	-5.8%
Class hours/schedule	3.8%	3.7%	-0.1%
Availability of faculty	1.9%	2.6%	0.7%
Little campus life / social life	1.5%	2.6%	1.1%
Curriculum	3.8%	1.3%	-2.5%
High fees, costs	5.0%	1.3%	-3.7%
Inadequate library resources	2.3%	1.3%	-1.0%
Lack of funding for departments/ schools	1.2%	1.3%	0.1%
Poor academic advising	1.9%	1.3%	-0.6%
School is too small	2.3%	1.3%	-1.0%
Staff	0.8%	1.3%	0.5%
Too many unnecessary requirements	0.8%	1.3%	0.5%
Unfriendly, uncaring atmosphere	1.2%	1.3%	0.1%

34*. What one piece of advice would you give students just starting a graduate program at UCCS?			
Be prepared / work hard	13.0%	22.4%	9.4%
Build relationship with faculty / mentor	9.5%	11.9%	2.4%
Choose program carefully	3.0%	10.4%	7.4%
Advocate for yourself	6.9%	9.0%	2.1%
Don't give up / challenge yourself / stay committed / focus	9.1%	6.0%	-3.1%
Plan course of study early / take classes in order / take summer classes	5.6%	6.0%	0.4%
Be sure that this is what you want	10.0%	4.5%	-5.5%
Enroll full time	3.9%	4.5%	0.6%
Seek advice	7.4%	3.0%	-4.4%
Develop business / networking relationships	2.2%	3.0%	0.8%
Choose on-campus courses rather than on-line courses	1.3%	3.0%	1.7%
Seek out students with similar interests	1.3%	3.0%	1.7%
Enjoy yourself	3.0%	1.5%	-1.5%
Get involved in research / practical experience	1.3%	1.5%	0.2%

\* New question in 2005

35. Where did you first hear about your graduate program at UCCS?			
1 - I was a UCCS student at the time	16.2%	6.7%	-9.5%
2 - Professional publication	3.4%	2.7%	-0.7%
3 - Brochure	3.0%	2.7%	-0.3%
4 - Web site	23.8%	45.3%	21.5%
5 - Word of mouth	34.3%	26.7%	-7.6%
6- Other	19.2%	16.0%	-3.2%

35a. To what degree did you find the UCCS website helpful?	N=		
1 - Not helpful	262	75	
2-	0.8%	1.3%	0.5%
3 - Somewhat helpful	3.8%	1.3%	-2.5%
4-	29.0%	32.0%	3.0%
5 - Very helpful	39.7%	41.3%	1.6%
	26.7%	24.0%	-2.7%

**Section D. Demographics**

36. Your gender is:			
1 - Male	39.4%	61.3%	21.9%
2 - Female	60.6%	38.7%	-21.9%

37. Your primary ethnic group is?			
1 - White / Anglo / Caucasian	85.0%	84.0%	-1.0%
2 - African American or black	2.3%	0.0%	-2.3%
3 - Mexican American, Chicano/a, Latino/a, or Hispanic	5.6%	5.3%	-0.3%
4 - Native American / Alaskan Native / Aleut	2.6%	4.0%	1.4%
5 - Asian American / Asian / Pacific Islander	4.5%	6.7%	2.2%
6 - Other	0.0%	0.0%	0.0%

38. Your year of birth is:	MEAN=	1966.96	1967.44	0.48
	RANGE	1940-1981	1949-1979	

39. Your marital status is:			
1 - Single, Never Married	15.2%	13.3%	-1.9%
2 - Married	69.9%	80.0%	10.1%
3 - Separated	0.4%	0.0%	-0.4%
4 - Divorced	12.6%	5.3%	-7.3%
5- Widowed	0.7%	1.3%	0.6%
6 - Other	1.1%	0.0%	-1.1%

40. How many dependants are in your household?				
0	39.4%	36.0%	-3.4%	
1	19.0%	16.0%	-3.0%	
2	23.8%	22.7%	-1.1%	
3	8.9%	10.7%	1.8%	
4	5.2%	12.0%	6.8%	
5-7	3.7%	2.6%	-1.1%	
	MEAN=	1.35	1.56	0.21

41. Your total personal annual salary (before deductions) in the year following your graduation was:				
1 - Less than \$9,999	3.0%	1.4%	-1.6%	
2 - \$10,000 - \$19,999	2.6%	1.4%	-1.2%	
3 - \$20,000 - \$29,999	6.8%	2.8%	-4.0%	
4 - \$30,000 - \$39,999	27.9%	5.6%	-22.3%	
5 - \$40,000 - \$54,999	18.9%	15.3%	-3.6%	
6 - \$55,000 - \$79,999	22.3%	26.4%	4.1%	
7 - \$80,000 - \$99,999	10.2%	26.4%	16.2%	
8 - \$100,000 - \$109,999	2.3%	5.6%	3.3%	
9 - \$110,000 or more	6.0%	15.3%	9.3%	
	MEAN=	5.13	6.36	1.23



**University of Colorado at Colorado Springs**  
**2005 Graduate Alumni Survey Report**  
 Comparison of University Totals to the  
 College of Education

**SECTION A: EDUCATION AT UCCS**

	<b>2005 ALUMNI N=270</b>	<b>2005 EDUC N=90</b>	<b>DIFFERENCE</b>
<b>1. What semester and year did you start work toward a graduate degree at UCCS?</b>			
Fall	59.9%	59.5%	-0.4%
Spring	24.3%	14.9%	-9.4%
Summer	15.8%	25.7%	9.9%
2003	1.5%	1.1%	-0.4%
2002	11.5%	23.0%	11.5%
2001	35.5%	36.8%	1.3%
2000	27.4%	26.4%	-1.0%
1999	11.6%	3.4%	-8.2%
1998	5.8%	6.9%	1.1%
1997	4.1%	2.3%	-1.8%
1996	1.5%	0.0%	-1.5%
1995 and before	1.2%	0.0%	-1.2%
<b>2. What was your initial student level?</b>			
1 - Fully Accepted	75.0%	74.4%	-0.6%
2 - Provisionally Accepted	11.2%	6.7%	-4.5%
3 - Unclassified	13.8%	18.9%	5.1%
<b>3. What was your initial student tuition classification?</b>			
1 - Resident	78.4%	92.2%	13.8%
2 - Non-resident	12.6%	7.8%	-4.8%
3- Online Instruction Only	8.9%	0.0%	-8.9%
<b>4. During your graduate studies at UCCS, what was your course load during most semesters?</b>			
1 - Full-time (5 or more hours a semester)	73.6%	81.1%	7.5%
2 - Part-time (less than 5 hours a semester)	26.4%	18.9%	-7.5%
<b>5. Please indicate when you received your last graduate degree from UCCS.</b>			
2003			
1 - May	60.3%	68.5%	8.2%
2 - August	14.6%	21.3%	6.7%
3 - December	25.1%	10.1%	-15.0%
<b>6. Which degree did you receive at the time of the above graduation?</b>			
Master of Arts	45.0%	100.0%	55.0%
<b>7. In what major field(s) or area(s) of emphasis did you receive your graduate degree from UCCS?</b>			
Curriculum & Instruction (MA)	23.0%	61.9%	38.9%
Counseling & Human Services (MA)	10.4%	26.2%	15.8%
Special Education (MA)	4.8%	11.9%	7.1%
<b>8. In which school/college were you enrolled as a graduate student?</b>			
Education	33.5%	100.0%	66.5%
<b>8a. Did you take any of your courses on-line?</b>			
1 - Yes	32.6%	3.3%	-29.3%
2 - No	67.4%	96.7%	29.3%
<b>8b. If yes, estimate what percent of your course work was done online</b>			
	N=	86	4
Percent <= 50%	54.8%	100.0%	45.2%
Percent > 50%	45.4%	0.0%	-45.4%
MEAN=	48.6%	11.3%	-37.3%

9. What was your primary purpose in obtaining a graduate degree?			
1 - To become better qualified for future employment.	32.5%	30.7%	-1.8%
2 - To become better qualified for my present employment.	11.6%	21.6%	10.0%
3 - To qualify for advancement in my field of employment.	17.9%	19.3%	1.4%
4 - To prepare for a better job than my present employment.	6.7%	1.1%	-5.6%
5 - To prepare for changing my occupation.	13.8%	22.7%	8.9%
6 - To prepare for a further graduate degree (e.g., earning a masters and a Ph.D.).	3.4%	0.0%	-3.4%
7 - For self-development.	11.2%	2.3%	-8.9%
8 - Other	3.0%	2.3%	-0.7%
10. Are you currently enrolled in an advanced degree (beyond your graduate degree at UCCS) or certificate program?			
1 - Yes	6.3%	7.8%	1.5%
2 - No	93.7%	92.2%	-1.5%
10a. If yes, what is the program in which you are enrolled and at what university?			
Program:	N=	16	6
Other		18.8%	66.7%
Ph.D.		50.0%	16.7%
Master of Public Administration (MPA)		6.3%	16.7%
University:*			
PPCC		28.6%	50.0%
Other		42.9%	50.0%
*New question in 2005			
10b. If no, do you plan to pursue another advanced degree, credentials, licenses, and/or certifications within the next year?			
1 - Yes	N=	238	75
2 - No		27.3%	32.0%
		72.7%	68.0%
SECTION B: EMPLOYMENT			
11. Upon graduation, what did you do?			
1 - Sought new employment		33.7%	33.3%
2 - Continued current employment		53.7%	55.6%
3 - Attended further graduate school		2.2%	1.1%
4 - Took Time Off		6.7%	7.8%
5 - Other		3.7%	2.2%
12. What is your current employment status?			
1 - Employed full-time		86.7%	91.1%
2 - Employed part-time		6.3%	4.4%
3 - Unemployed but seeking employment		4.1%	3.3%
4 - Unemployed and not seeking employment		3.0%	1.1%
12a. If unemployed, what is your current source of income?			
Spouse	N=	17	3
Other		47.1%	33.3%
Savings		17.6%	33.3%
Retirement		17.6%	33.3%
Loans/Grants		11.8%	0.0%
Stipend		5.9%	0.0%
13b*. Where is your current job located?			
1 - In Colorado Springs		47.8%	62.9%
2 - Outside Colorado Springs, but in Colorado		21.7%	31.4%
3 - Outside of Colorado, but in the U.S.		29.6%	5.7%
4 - Outside of the U.S.		0.9%	0.0%
*New question in 2005			

14. In which sector of the economy is your primary employment?			
1 - Aerospace Industry	5.1%	1.1%	-4.0%
2 - Agricultural	0.0%	0.0%	0.0%
3 - Contract Construction	2.0%	0.0%	-2.0%
4 - Education	39.0%	84.1%	45.1%
5 - Finance	4.7%	0.0%	-4.7%
6 - Government	9.4%	1.1%	-8.3%
7 - Homemaker	1.2%	1.1%	-0.1%
8 - Insurance -- Real Estate	0.4%	0.0%	-0.4%
9 - Manufacturing	6.7%	0.0%	-6.7%
10 - Mining	0.0%	0.0%	0.0%
11 - Medical/Nursing/Allied Health	13.4%	3.4%	-10.0%
12 - Professional (Medical or Law)	0.8%	1.1%	0.3%
13 - Public Service	2.8%	4.5%	1.7%
14 - Service	2.8%	1.1%	-1.7%
15 - Transportation & Public Utilities	0.8%	0.0%	-0.8%
16 - Wholesale & Retail Trades	0.4%	0.0%	-0.4%
17 - Other (specify)	10.6%	2.3%	-8.3%
14a. Are you currently employed in your chosen profession/occupation?			
1 - Yes	89.3%	95.4%	6.1%
2 - No	10.7%	4.6%	-6.1%
14b. Overall, are you satisfied with your current job?			
1 - Very Satisfied	40.2%	49.4%	9.2%
2 - Satisfied	43.8%	42.4%	-1.4%
3 - Neutral	12.0%	5.9%	-6.1%
4 - Dissatisfied	3.2%	2.4%	-0.8%
5 - Very dissatisfied	0.8%	0.0%	-0.8%
15. Did you already have your current job prior to graduation?			
1 - Yes	51.6%	47.7%	-3.9%
2 - No	48.4%	52.3%	3.9%
15a. If yes, is your current job related to your field of study?			
1 - Yes	83.2%	95.5%	12.3%
2 - No	16.8%	4.5%	-12.3%
15b. If no, how many months did it take for you to find your first job related to your graduate degree after graduation?			
	MEAN=	4.87	5.54
	< 1 month	28.0%	8.8%
	1 - 2 months	29.2%	32.4%
	> 2 months	42.4%	58.6%
			0.7
			-19.2%
			3.2%
			16.2%
16. Was it necessary for you to relocate for your first job after graduation?			
1 - Did not have to relocate	84.6%	90.9%	6.3%
2 - Relocated within Colorado	4.3%	2.3%	-2.0%
3 - Relocated to another state	9.9%	5.7%	-4.2%
4 - Relocated to another country	1.2%	1.1%	-0.1%
5 - N/A (e.g., already had a job in my field)	0.0%	0.0%	0.0%
17. How much previous experience did you have in your current field of employment?			
1 - Had no previous employment experience	19.6%	19.3%	-0.3%
2 - Had some previous employment experience	40.0%	46.6%	6.6%
3 - Had substantial previous employment experience	40.4%	34.1%	-6.3%
18. My job is closely related to my chosen field of study.			
1 - Strongly Disagree	2.0%	1.1%	-0.9%
2 - Disagree	3.5%	1.1%	-2.4%
3 - Slightly Disagree	1.2%	0.0%	-1.2%
4 - Slightly Agree	14.5%	4.6%	-9.9%
5 - Agree	23.9%	13.8%	-10.1%
6 - Strongly Agree	54.9%	79.3%	24.4%
	MEAN=	5.20	5.67
			0.47
19. My graduate studies at UCCS enhanced my ability to get a job.			
1 - Strongly Disagree	2.3%	2.3%	0.0%
2 - Disagree	3.5%	2.3%	-1.2%
3 - Slightly Disagree	3.1%	1.1%	-2.0%
4 - Slightly Agree	10.2%	9.2%	-1.0%
5 - Agree	38.3%	35.6%	-2.7%
6 - Strongly Agree	42.6%	49.4%	6.8%
	MEAN=	5.06	5.22
			0.16



20. A graduate degree is required to do my job well.			
1 - Strongly Disagree	3.1%	2.3%	-0.8%
2 - Disagree	10.5%	8.0%	-2.5%
3 - Slightly Disagree	7.4%	6.8%	-0.6%
4 - Slightly Agree	20.2%	20.5%	0.3%
5 - Agree	23.3%	19.3%	-4.0%
6 - Strongly Agree	35.4%	43.2%	7.8%
MEAN=	4.56	4.76	0.20

**Section C: Rating My Education at UCCS**

21. My UCCS graduate degree prepared me well for my chosen career.			
1 - Strongly Disagree	1.9%	0.0%	-1.9%
2 - Disagree	3.0%	2.2%	-0.8%
3 - Slightly Disagree	4.1%	4.4%	0.3%
4 - Slightly Agree	22.0%	18.9%	-3.1%
5 - Agree	41.0%	40.0%	-1.0%
6 - Strongly Agree	28.0%	34.4%	6.4%
MEAN=	4.81	5.00	0.19

22. The technical skills I learned at UCCS during my graduate studies were complete and up-to-date.			
1 - Strongly Disagree	3.0%	4.5%	1.5%
2 - Disagree	2.3%	0.0%	-2.3%
3 - Slightly Disagree	6.4%	6.7%	0.3%
4 - Slightly Agree	18.0%	23.6%	5.6%
5 - Agree	44.7%	34.8%	-9.9%
6 - Strongly Agree	25.6%	30.3%	4.7%
MEAN=	4.76	4.75	-0.01

23. I would recommend my graduate degree program to another interested person.			
1 - Strongly Disagree	1.5%	0.0%	-1.5%
2 - Disagree	1.5%	1.1%	-0.4%
3 - Slightly Disagree	5.2%	6.7%	1.5%
4 - Slightly Agree	13.3%	18.9%	5.6%
5 - Agree	37.0%	31.1%	-5.9%
6 - Strongly Agree	41.5%	42.2%	0.7%
MEAN=	5.07	5.07	0.00

24. The specific knowledge, skills, and expertise I acquired at UCCS in my graduate program have been useful in my present occupation.			
1 - Strongly Disagree	1.5%	2.2%	0.7%
2 - Disagree	4.5%	3.3%	-1.2%
3 - Slightly Disagree	3.3%	2.2%	-1.1%
4 - Slightly Agree	17.8%	13.3%	-4.5%
5 - Agree	40.9%	40.0%	-0.9%
6 - Strongly Agree	32.0%	38.9%	6.9%
MEAN=	4.88	5.02	0.14

25. Overall, I am satisfied with the graduate education I received at UCCS.			
1 - Strongly Disagree	1.1%	0.0%	-1.1%
2 - Disagree	1.5%	2.2%	0.7%
3 - Slightly Disagree	1.9%	3.4%	1.5%
4 - Slightly Agree	11.5%	13.5%	2.0%
5 - Agree	44.6%	37.1%	-7.5%
6 - Strongly Agree	39.4%	43.8%	4.4%
MEAN=	5.15	5.17	0.02

26. In retrospect, I wish I had chosen a different graduate program of study at UCCS.			
1 - Yes	9.7%	9.0%	-0.7%
2 - No	90.3%	91.0%	0.7%


26a. If yes, what degree program do you wish you had chosen?	N=		
Other	22	8	39.8%
Business (MBA)	22.7%	62.5%	-5.7%
Computer Science (MS, Ph.D.)	18.2%	12.5%	-5.7%
Psychology (MA)	4.5%	12.5%	8.0%
	4.5%	12.5%	8.0%

26b. Do you wish you had attended a different institution?			
1 - Yes	11.9%	12.7%	0.8%
2 - No	88.1%	87.3%	-0.8%

26c. Could you have attended a different institution?			
1 - Yes	87.3%	91.9%	4.6%
2 - No	12.7%	8.1%	-4.6%
27. I sought formal graduate advisement on a regular basis (at least once a semester).			
1 - Yes	44.7%	51.2%	6.5%
2 - No	55.3%	48.8%	-6.5%
28. How would you evaluate the advising you received in your graduate program?			
0 - Never was advised	2.6%	4.5%	1.9%
1 - Never requested or needed advisement	17.9%	7.9%	-10.0%
2 - Very Poor	13.1%	5.6%	-7.5%
3 - Poor	3.4%	4.5%	1.1%
4 - Fair	4.9%	24.7%	19.8%
5 - Good	22.0%	37.1%	15.1%
6 - Excellent	36.2%	15.7%	-20.5%
MEAN*=	4.72	4.61	-0.11
* Only includes responses 2 through 6			
29. How would you evaluate the mentoring you received in your graduate program?			
0 - Never requested or needed a mentor	20.5%	14.6%	-5.9%
1 - Never had a mentor, but could have benefited from one	11.2%	5.6%	-5.6%
2 - Never had a mentor	9.7%	11.2%	1.5%
3 - Very Poor	1.1%	1.1%	0.0%
4 - Poor	1.9%	1.1%	-0.8%
5 - Fair	11.6%	14.6%	3.0%
6 - Good	24.6%	29.2%	4.6%
7 - Excellent	19.4%	22.5%	3.1%
MEAN*=	6.01	6.03	0.02
* Only includes responses 3 through 7			
30. Did you work directly with any faculty member on research, service, or creative projects during your time at UCSC, either in or outside of class?			
1 - Yes	41.0%	39.8%	-1.2%
2 - No	59.0%	60.2%	1.2%
3 - No, but I wanted a mentor	0.0%	0.0%	0.0%
31. How often were courses needed for your graduate program unavailable in the semester that you needed them?			
1 - Never	35.9%	54.4%	18.5%
2 - Rarely	32.6%	25.6%	-7.0%
3 - Sometimes	26.7%	16.7%	-10.0%
4 - Often	4.1%	2.2%	-1.9%
5 - Always	0.7%	1.1%	0.4%
MEAN=	2.01	1.70	-0.31
32. In your opinion, what were the advantages of going to graduate school at UCSC?			
Convenient	11.4%	17.0%	5.6%
Faculty	13.6%	15.2%	1.6%
Location	12.8%	11.5%	-1.3%
Cost	6.4%	9.1%	2.7%
Class hours/schedule	8.1%	7.9%	-0.2%
Small class size	6.2%	6.7%	0.5%
Good departmental programs	3.3%	3.6%	0.3%
Night classes	3.7%	3.0%	-0.7%
Quality education	2.3%	3.0%	0.7%
Accredited	2.3%	2.4%	0.1%
High academic standards	1.4%	2.4%	1.0%
Curriculum	2.7%	1.8%	-0.9%
Financial aid	1.0%	1.8%	0.8%
Good academic advising	0.6%	1.8%	1.2%
Friendly atmosphere	1.2%	1.2%	0.0%
Good career placement, guidance	0.6%	1.2%	0.6%
Small school/atmosphere	1.2%	1.2%	0.0%
Able to get a degree	1.0%	0.6%	-0.4%
Diverse course offerings	0.6%	0.6%	0.0%
Good cohesiveness, communication	0.6%	0.6%	0.0%
Good customer, student services	0.4%	0.6%	0.2%
Good equipment, facilities, resources	1.0%	0.6%	-0.4%
Good reputation	1.2%	0.6%	-0.6%
Had major I wanted	0.6%	0.6%	0.0%
Older, mature student body	1.0%	0.6%	-0.4%
Orientation to non-traditional students	3.5%	0.6%	-2.9%

33. In your opinion, what were the disadvantages of going to graduate school at UCCS?			
Parking	9.6%	11.4%	1.8%
Curriculum	3.8%	8.0%	4.2%
Department/program disorganized	4.2%	6.8%	2.6%
High fees, costs	5.0%	6.8%	1.8%
Class hours/schedule	3.8%	5.7%	1.9%
Need wider selection of courses	7.7%	5.7%	-2.0%
Faculty	5.4%	4.5%	-0.9%
Location	3.8%	4.5%	0.7%
Poor academic advising	1.9%	3.4%	1.5%
Poor job placement, career guidance	3.1%	3.4%	0.3%
School lacks a big name	6.9%	3.4%	-3.5%
Classes too big	0.8%	2.3%	1.5%
Lack of diversity among instructors	0.8%	2.3%	1.5%
Lack of internships, work experience	3.8%	2.3%	-1.5%
Lacking college atmosphere	0.8%	2.3%	1.5%
Little campus life / social life	1.5%	2.3%	0.8%
Need more graduate programs	2.3%	2.3%	0.0%
Availability of faculty	1.9%	1.1%	-0.8%
Classes taught by TA's, not PhD's	0.4%	1.1%	0.7%
Construction	0.4%	1.1%	0.7%
Inadequate library resources	2.3%	1.1%	-1.2%
Lack of funding for departments/ schools	1.2%	1.1%	-0.1%
Poor student/customer services	0.8%	1.1%	0.3%
School is too small	2.3%	1.1%	-1.2%
Staff	0.8%	1.1%	0.3%
Use of student funds	2.3%	1.1%	-1.2%
34*. What one piece of advice would you give students just starting a graduate program at UCCS?			
Build relationship with faculty / mentor	9.5%	16.9%	7.4%
Be prepared / work hard	13.0%	14.5%	1.5%
Choose program carefully	3.0%	14.5%	11.5%
Don't give up / challenge yourself / stay committed / focus	9.1%	10.8%	1.7%
Advocate for yourself	6.9%	9.6%	2.7%
Plan course of study early / take classes in order / take summer classes	5.6%	9.6%	4.0%
Enjoy yourself	3.0%	4.8%	1.8%
Enroll full time	3.9%	3.6%	-0.3%
Seek advice	7.4%	2.4%	-5.0%
Be sure that this is what you want	10.0%	1.2%	-8.8%
* New question in 2005			
35. Where did you first hear about your graduate program at UCCS?			
1 - I was a UCCS student at the time	16.2%	13.6%	-2.6%
2 - Professional publication	3.4%	4.5%	1.1%
3 - Brochure	3.0%	4.5%	1.5%
4 - Web site	23.8%	11.4%	-12.4%
5 - Word of mouth	34.3%	44.3%	10.0%
6 - Other	19.2%	21.6%	2.4%
35a. To what degree did you find the UCCS website helpful?			
	N=	262	85
1 - Not helpful		0.8%	1.2%
2 -		3.8%	7.1%
3 - Somewhat helpful		29.0%	24.7%
4 -		39.7%	41.2%
5 - Very helpful		26.7%	25.9%
<b>Section D. Demographics</b>			
36. Your gender is:			
1 - Male		39.4%	26.7%
2 - Female		60.6%	73.3%
37. Your primary ethnic group is?			
1 - White / Anglo / Caucasian		85.0%	88.6%
2 - African American or black		2.3%	3.4%
3 - Mexican American, Chicano/a, Latino/a, or Hispanic		5.6%	4.5%
4 - Native American / Alaskan Native / Aleut		2.6%	1.1%
5 - Asian American / Asian / Pacific Islander		4.5%	2.3%
6 - Other		0.0%	0.0%
38. Your year of birth is:			
	MEAN=	1966.96	1966.66
	RANGE	1940-1981	1948-1981
			-0.30

39. Your marital status is:			
1 - Single, Never Married	15.2%	10.1%	-5.1%
2 - Married	69.9%	67.4%	-2.5%
3 - Separated	0.4%	0.0%	-0.4%
4 - Divorced	12.6%	19.1%	6.5%
5 - Widowed	0.7%	1.1%	0.4%
6 - Other	1.1%	2.2%	1.1%
40. How many dependants are in your household?			
0	39.4%	39.3%	-0.1%
1	19.0%	21.3%	2.3%
2	23.8%	25.8%	2.0%
3	8.9%	7.9%	-1.0%
4	5.2%	1.1%	-4.1%
5-7	3.7%	4.5%	0.8%
	MEAN=	1.35	1.24
			-0.11
41. Your total personal annual salary (before deductions) in the year following your graduation was:			
1 - Less than \$9,999	3.0%	3.3%	0.3%
2 - \$10,000 - \$19,999	2.6%	4.4%	1.8%
3 - \$20,000 - \$29,999	6.8%	4.4%	-2.4%
4 - \$30,000 - \$39,999	27.9%	54.4%	26.5%
5 - \$40,000 - \$54,999	18.9%	22.2%	3.3%
6 - \$55,000 - \$79,999	22.3%	10.0%	-12.3%
7 - \$80,000 - \$99,999	10.2%	0.0%	-10.2%
8 - \$100,000 - \$109,999	2.3%	1.1%	-1.2%
9 - \$110,000 or more	6.0%	0.0%	-6.0%
	MEAN=	5.13	4.24
			-0.89



**University of Colorado at Colorado Springs  
2005 Graduate Alumni Survey Report  
Comparison of University Totals to the  
College of Engineering and Applied Sciences**

**SECTION A: EDUCATION AT UCSS**

	<b>2005 ALUMNI N=270</b>	<b>2005 ENGR N=24</b>	<b>DIFFERENCE</b>
<b>1. What semester and year did you start work toward a graduate degree at UCSS?</b>			
Fall	59.9%	62.5%	2.6%
Spring	24.3%	29.2%	4.9%
Summer	15.8%	8.3%	-7.5%
2003	1.5%	0.0%	-1.5%
2002	11.5%	0.0%	-11.5%
2001	35.5%	16.7%	-18.8%
2000	27.4%	45.8%	18.4%
1999	11.6%	16.7%	5.1%
1998	5.8%	0.0%	-5.8%
1997	4.1%	12.5%	8.4%
1996	1.5%	8.3%	6.8%
1995 and before	1.2%	0.0%	-1.2%
<b>2. What was your initial student level?</b>			
1 - Fully Accepted	75.0%	54.2%	-20.8%
2 - Provisionally Accepted	11.2%	20.8%	9.6%
3 - Unclassified	13.8%	25.0%	11.2%
<b>3. What was your initial student tuition classification?</b>			
1 - Resident	78.4%	91.7%	13.3%
2 - Non-resident	12.6%	8.3%	-4.3%
3- Online Instruction Only	8.9%	0.0%	-8.9%
<b>4. During your graduate studies at UCSS, what was your course load during most semesters?</b>			
1 - Full-time (5 or more hours a semester)	73.6%	58.3%	-15.3%
2 - Part-time (less than 5 hours a semester)	26.4%	41.7%	15.3%
<b>5. Please indicate when you received your last graduate degree from UCSS.</b>			
1 - May	60.3%	45.8%	-14.5%
2 - August	14.6%	25.0%	10.4%
3 - December	25.1%	29.2%	4.1%
<b>6. Which degree did you receive at the time of the above graduation?</b>			
Master of Science	6.3%	54.2%	47.9%
Master of Engineering	4.1%	45.8%	41.7%
<b>7. In what major field(s) or area(s) of emphasis did you receive your graduate degree from UCSS?</b>			
Electrical Engineering (MS)	2.2%	27.8%	25.6%
Computer Science (MS)	3.0%	22.2%	19.2%
Engineering (MS)	1.7%	22.2%	20.5%
Mechanical Engineering (MS)	1.3%	16.7%	15.4%
Applied Mathematics (MS)	0.9%	11.1%	10.2%
<b>8. In which school/college were you enrolled as a graduate student?</b>			
Engineering & Applied Science	8.9%	100.0%	91.1%
<b>8a. Did you take any of your courses on-line?</b>			
1 - Yes	32.6%	20.8%	-11.8%
2 - No	67.4%	79.2%	11.8%
<b>8b. If yes, estimate what percent of your course work was done online</b>			
	N=	86	4
Percent <= 50%		54.8%	75.0%
Percent > 50%		45.4%	25.0%
	MEAN=	48.6%	27.5%
			-21.1%

9. What was your primary purpose in obtaining a graduate degree?			
1 - To become better qualified for future employment.	32.5%	29.2%	-3.3%
2 - To become better qualified for my present employment.	11.6%	25.0%	13.4%
3 - To qualify for advancement in my field of employment.	17.9%	12.5%	-5.4%
4 - To prepare for a better job than my present employment.	6.7%	4.2%	-2.5%
5 - To prepare for changing my occupation.	13.8%	4.2%	-9.6%
6 - To prepare for a further graduate degree (e.g., earning a masters and a Ph.D.).	3.4%	0.0%	-3.4%
7 - For self-development.	11.2%	20.8%	9.6%
8 - Other	3.0%	4.2%	1.2%
10. Are you currently enrolled in an advanced degree (beyond your graduate degree at UCCS) or certificate program?			
1 - Yes	6.3%	8.3%	2.0%
2 - No	93.7%	91.7%	-2.0%
10a. If yes, what is the program in which you are enrolled and at what university?			
Program:	N=	16	2
Ph.D.	50.0%	100.0%	50.0%
University:*			
CU-Boulder	7.1%	50.0%	42.9%
CU-Denver	7.1%	50.0%	42.9%
*New question in 2005			
10b. If no, do you plan to pursue another advanced degree, credentials, licenses, and/or certifications within the next year?			
1 - Yes	N=	238	22
2 - No	27.3%	22.7%	-4.6%
	72.7%	77.3%	4.6%
<b>SECTION B: EMPLOYMENT</b>			
11. Upon graduation, what did you do?			
1 - Sought new employment	33.7%	12.5%	-21.2%
2 - Continued current employment	53.7%	79.2%	25.5%
3 - Attended further graduate school	2.2%	0.0%	-2.2%
4 -Took Time Off	6.7%	4.2%	-2.5%
5 - Other	3.7%	4.2%	0.5%
12. What is your current employment status?			
1 - Employed full-time	86.7%	83.3%	-3.4%
2 - Employed part-time	6.3%	8.3%	2.0%
3 - Unemployed but seeking employment	4.1%	4.2%	0.1%
4 - Unemployed and not seeking employment	3.0%	4.2%	1.2%
12a. If unemployed, what is your current source of income?			
Savings	N=	17	2
Loans/Grants	17.6%	50.0%	32.4%
Spouse	5.9%	50.0%	44.1%
Other	47.1%	0.0%	-47.1%
Retirement	17.6%	0.0%	-17.6%
Stipend	11.8%	0.0%	-11.8%
	0.0%	0.0%	0.0%
13b*. Where is your current job located?			
1 - In Colorado Springs	47.8%	33.3%	-14.5%
2 - Outside Colorado Springs, but in Colorado	21.7%	25.0%	3.3%
3 - Outside of Colorado, but in the U.S.	29.6%	41.7%	12.1%
4 - Outside of the U.S.	0.9%	0.0%	-0.9%
*New question in 2005			
14. In which sector of the economy is your primary employment?			
1 - Aerospace Industry	5.1%	30.4%	25.3%
2 - Agricultural	0.0%	0.0%	0.0%
3 - Contract Construction	2.0%	0.0%	-2.0%
4 - Education	39.0%	8.7%	-30.3%
5 - Finance	4.7%	0.0%	-4.7%
6 - Government	9.4%	26.1%	16.7%
7 - Homemaker	1.2%	0.0%	-1.2%
8 - Insurance -- Real Estate	0.4%	0.0%	-0.4%
9 - Manufacturing	6.7%	0.0%	-6.7%
10 - Mining	0.0%	0.0%	0.0%
11 - Medical/Nursing/Allied Health	13.4%	0.0%	-13.4%
12 - Professional (Medical or Law)	0.8%	0.0%	-0.8%
13 - Public Service	2.8%	0.0%	-2.8%
14 - Service	2.8%	4.3%	1.5%
15 - Transportation & Public Utilities	0.8%	4.3%	3.5%
16 - Wholesale & Retail Trades	0.4%	0.0%	-0.4%
17 - Other (specify)	10.6%	17.4%	6.8%
14a. Are you currently employed in your chosen profession/occupation?			
1 - Yes	89.3%	91.3%	2.0%
2 - No	10.7%	8.7%	-2.0%

14b. Overall, are you satisfied with your current job?			
1 - Very Satisfied	40.2%	40.9%	0.7%
2 - Satisfied	43.8%	54.5%	10.7%
3- Neutral	12.0%	4.5%	-7.5%
4 - Dissatisfied	3.2%	0.0%	-3.2%
5 - Very dissatisfied	0.8%	0.0%	-0.8%
15. Did you already have your current job prior to graduation?			
1 - Yes	51.6%	73.9%	22.3%
2 - No	48.4%	26.1%	-22.3%
15a. If yes, is your current job related to your field of study?			
1 - Yes	83.2%	87.5%	4.3%
2 - No	16.8%	12.5%	-4.3%
15b. If no, how many months did it take for you to find your first job related to your graduate degree after graduation?			
	MEAN=	4.87	4.83
< 1 month		28.0%	16.7%
1 - 2 months		29.2%	0.0%
> 2 months		42.4%	83.4%
			41.0%
16. Was it necessary for you to relocate for your first job after graduation?			
1 - Did not have to relocate	84.6%	81.8%	-2.8%
2 - Relocated within Colorado	4.3%	4.5%	0.2%
3 - Relocated to another state	9.9%	13.6%	3.7%
4 - Relocated to another country	1.2%	0.0%	-1.2%
5 - N/A (e.g., already had a job in my field)	0.0%	0.0%	0.0%
17. How much previous experience did you have in your current field of employment?			
1 - Had no previous employment experience	19.6%	4.5%	-15.1%
2 - Had some previous employment experience	40.0%	50.0%	10.0%
3 - Had substantial previous employment experience	40.4%	45.5%	5.1%
18. My job is closely related to my chosen field of study.			
1 - Strongly Disagree	2.0%	0.0%	-2.0%
2 - Disagree	3.5%	4.3%	0.8%
3 - Slightly Disagree	1.2%	0.0%	-1.2%
4 - Slightly Agree	14.5%	17.4%	2.9%
5 - Agree	23.9%	34.8%	10.9%
6 - Strongly Agree	54.9%	43.5%	-11.4%
	MEAN=	5.20	5.13
			-0.07
19. My graduate studies at UCCS enhanced my ability to get a job.			
1 - Strongly Disagree	2.3%	0.0%	-2.3%
2 - Disagree	3.5%	0.0%	-3.5%
3 - Slightly Disagree	3.1%	0.0%	-3.1%
4 - Slightly Agree	10.2%	4.3%	-5.9%
5 - Agree	38.3%	69.6%	31.3%
6 - Strongly Agree	42.6%	26.1%	-16.5%
	MEAN=	5.06	5.22
			0.16
20. A graduate degree is required to do my job well.			
1 - Strongly Disagree	3.1%	0.0%	-3.1%
2 - Disagree	10.5%	13.0%	2.5%
3 - Slightly Disagree	7.4%	0.0%	-7.4%
4 - Slightly Agree	20.2%	17.4%	-2.8%
5 - Agree	23.3%	39.1%	15.8%
6 - Strongly Agree	35.4%	30.4%	-5.0%
	MEAN=	4.56	4.74
			0.18
<b>Section C: Rating My Education at UCCS</b>			
21. My UCCS graduate degree prepared me well for my chosen career.			
1 - Strongly Disagree	1.9%	4.2%	2.3%
2 - Disagree	3.0%	0.0%	-3.0%
3 - Slightly Disagree	4.1%	0.0%	-4.1%
4 - Slightly Agree	22.0%	29.2%	7.2%
5 - Agree	41.0%	50.0%	9.0%
6 - Strongly Agree	28.0%	16.7%	-11.3%
	MEAN=	4.81	4.71
			-0.10

22. The technical skills I learned at UCCS during my graduate studies were complete and up-to-date.			
1 - Strongly Disagree	3.0%	0.0%	-3.0%
2 - Disagree	2.3%	4.2%	1.9%
3 - Slightly Disagree	6.4%	0.0%	-6.4%
4 - Slightly Agree	18.0%	16.7%	-1.3%
5 - Agree	44.7%	62.5%	17.8%
6 - Strongly Agree	25.6%	16.7%	-8.9%
MEAN=	4.76	4.88	0.12
23. I would recommend my graduate degree program to another interested person.			
1 - Strongly Disagree	1.5%	0.0%	-1.5%
2 - Disagree	1.5%	0.0%	-1.5%
3 - Slightly Disagree	5.2%	4.2%	-1.0%
4 - Slightly Agree	13.3%	4.2%	-9.1%
5 - Agree	37.0%	70.8%	33.8%
6 - Strongly Agree	41.5%	20.8%	-20.7%
MEAN=	5.07	5.08	0.01
24. The specific knowledge, skills, and expertise I acquired at UCCS in my graduate program have been useful in my present occupation.			
1 - Strongly Disagree	1.5%	0.0%	-1.5%
2 - Disagree	4.5%	4.2%	-0.3%
3 - Slightly Disagree	3.3%	0.0%	-3.3%
4 - Slightly Agree	17.8%	12.5%	-5.3%
5 - Agree	40.9%	70.8%	29.9%
6 - Strongly Agree	32.0%	12.5%	-19.5%
MEAN=	4.88	4.88	0.00
25. Overall, I am satisfied with the graduate education I received at UCCS.			
1 - Strongly Disagree	1.1%	0.0%	-1.1%
2 - Disagree	1.5%	0.0%	-1.5%
3 - Slightly Disagree	1.9%	0.0%	-1.9%
4 - Slightly Agree	11.5%	12.5%	1.0%
5 - Agree	44.6%	66.7%	22.1%
6 - Strongly Agree	39.4%	20.8%	-18.6%
MEAN=	5.15	5.08	-0.07
26. In retrospect, I wish I had chosen a different graduate program of study at UCCS.			
1 - Yes	9.7%	8.7%	-1.0%
2 - No	90.3%	91.3%	1.0%
26a. If yes, what degree program do you wish you had chosen?			
Other	N= 22	2	
	22.7%	50.0%	27.3%
Not Sure	9.1%	50.0%	40.9%
26b. Do you wish you had attended a different institution?			
1 - Yes	11.9%	4.3%	-7.6%
2 - No	88.1%	95.7%	7.6%
26c. Could you have attended a different institution?			
1 - Yes	87.3%	77.8%	-9.5%
2 - No	12.7%	22.2%	9.5%
27. I sought formal graduate advisement on a regular basis (at least once a semester).			
1 - Yes	44.7%	26.1%	-18.6%
2 - No	55.3%	73.9%	18.6%
28. How would you evaluate the advising you received in your graduate program?			
0 - Never was advised	2.6%	0.0%	-2.6%
1 - Never requested or needed advisement	17.9%	12.5%	-5.4%
2 - Very Poor	13.1%	0.0%	-13.1%
3 - Poor	3.4%	4.2%	0.8%
4 - Fair	4.9%	12.5%	7.6%
5 - Good	22.0%	58.3%	36.3%
6 - Excellent	36.2%	12.5%	-23.7%
MEAN*	4.72	4.90	0.18

\* Only includes responses 2 through 6



29. How would you evaluate the mentoring you received in your graduate program?			
0 - Never requested or needed a mentor	20.5%	25.0%	4.5%
1 - Never had a mentor, but could have benefited from one	11.2%	8.3%	-2.9%
2 - Never had a mentor	9.7%	8.3%	-1.4%
3 - Very Poor	1.1%	0.0%	-1.1%
4 - Poor	1.9%	0.0%	-1.9%
5 - Fair	11.6%	16.7%	5.1%
6 - Good	24.6%	33.3%	8.7%
7 - Excellent	19.4%	8.3%	-11.1%
MEAN*=	6.01	5.86	-0.15

\* Only includes responses 3 through 7

30. Did you work directly with any faculty member on research, service, or creative projects during your time at UCCS, either in or outside of class?			
1 - Yes	41.0%	79.2%	38.2%
2 - No	59.0%	20.8%	-38.2%
3 - No, but I wanted a mentor	0.0%	0.0%	0.0%

31. How often were courses needed for your graduate program unavailable in the semester that you needed them?			
1 - Never	35.9%	20.8%	-15.1%
2 - Rarely	32.6%	29.2%	-3.4%
3 - Sometimes	26.7%	41.7%	15.0%
4 - Often	4.1%	8.3%	4.2%
5 - Always	0.7%	0.0%	-0.7%
MEAN=	2.01	2.38	0.37


32. In your opinion, what were the advantages of going to graduate school at UCCS?			
Location	12.8%	23.3%	10.5%
Class hours/schedule	8.1%	16.3%	8.2%
Faculty	13.6%	11.6%	-2.0%
Night classes	3.7%	9.3%	5.6%
Curriculum	2.7%	7.0%	4.3%
Convenient	11.4%	4.7%	-6.7%
Good departmental programs	3.3%	4.7%	1.4%
Quality education	2.3%	4.7%	2.4%
Able to get a degree	1.0%	2.3%	1.3%
Cost	6.4%	2.3%	-4.1%
Good equipment, facilities, resources	1.0%	2.3%	1.3%
Had major I wanted	0.6%	2.3%	1.7%
Orientation to non-traditional students	3.5%	2.3%	-1.2%
Personable/small student: teacher ratio	1.2%	2.3%	1.1%
Small class size	6.2%	2.3%	-3.9%

33. In your opinion, what were the disadvantages of going to graduate school at UCCS?			
Need wider selection of courses	7.7%	13.6%	5.9%
Department/program disorganized	4.2%	9.1%	4.9%
Faculty	5.4%	9.1%	3.7%
High fees, costs	5.0%	9.1%	4.1%
Location	3.8%	9.1%	5.3%
Parking	9.6%	9.1%	-0.5%
Availability of faculty	1.9%	4.5%	2.6%
Class hours/schedule	3.8%	4.5%	0.7%
Curriculum	3.8%	4.5%	0.7%
Inadequate library resources	2.3%	4.5%	2.2%
Need more graduate programs	2.3%	4.5%	2.2%
Out-dated equipment/ technology, lack of	2.7%	4.5%	1.8%
School is too small	2.3%	4.5%	2.2%
Students too young	0.0%	4.5%	4.5%

34*. What one piece of advice would you give students just starting a graduate program at UCCS?			
Choose program carefully	3.0%	30.8%	27.8%
Enroll full time	3.9%	23.1%	19.2%
Plan course of study early / take classes in order / take summer classes	5.6%	15.4%	9.8%
Be prepared / work hard	13.0%	7.7%	-5.3%
Don't give up / challenge yourself / stay committed / focus	9.1%	7.7%	-1.4%
Advocate for yourself	6.9%	7.7%	0.8%
Enjoy yourself	3.0%	7.7%	4.7%

\* New question in 2005

35. Where did you first hear about your graduate program at UCCS?				
1 - I was a UCCS student at the time		16.2%	12.5%	-3.7%
2 - Professional publication		3.4%	4.2%	0.8%
3 - Brochure		3.0%	0.0%	-3.0%
4 - Web site		23.8%	25.0%	1.2%
5 - Word of mouth		34.3%	45.8%	11.5%
6- Other		19.2%	12.5%	-6.7%
35a. To what degree did you find the UCCS website helpful?	N=	262	24	
1 - Not helpful		0.8%	0.0%	-0.8%
2-		3.8%	4.2%	0.4%
3 - Somewhat helpful		29.0%	41.7%	12.7%
4-		39.7%	29.2%	-10.5%
5 - Very helpful		26.7%	25.0%	-1.7%
<b>Section D. Demographics</b>				
36. Your gender is:				
1 - Male		39.4%	87.0%	47.6%
2 - Female		60.6%	13.0%	-47.6%
37. Your primary ethnic group is?				
1 - White / Anglo / Caucasian		85.0%	78.3%	-6.7%
2 - African American or black		2.3%	4.3%	2.0%
3 - Mexican American, Chicano/a, Latino/a, or Hispanic		5.6%	4.3%	-1.3%
4 - Native American / Alaskan Native / Aleut		2.6%	12.9%	10.3%
5 - Asian American / Asian / Pacific Islander		4.5%	0.0%	-4.5%
6 - Other		0.0%	0.0%	0.0%
38. Your year of birth is:	MEAN=	1966.96	1968.42	1.46
	RANGE	1940-1981	1940-1978	
39. Your marital status is:				
1 - Single, Never Married		15.2%	29.2%	14.0%
2 - Married		69.9%	70.8%	0.9%
3 - Separated		0.4%	0.0%	-0.4%
4 - Divorced		12.6%	0.0%	-12.6%
5 - Widowed		0.7%	0.0%	-0.7%
6 - Other		1.1%	0.0%	-1.1%
40. How many dependants are in your household?				
0		39.4%	25.0%	-14.4%
1		19.0%	29.2%	10.2%
2		23.8%	20.8%	-3.0%
3		8.9%	16.7%	7.8%
4		5.2%	8.3%	3.1%
5-7		3.7%	0.0%	-3.7%
	MEAN=	1.35	1.54	0.19
41. Your total personal annual salary (before deductions) in the year following your graduation was:				
1 - Less than \$9,999		3.0%	4.2%	1.2%
2 - \$10,000 - \$19,999		2.6%	0.0%	-2.6%
3 - \$20,000 - \$29,999		6.8%	4.2%	-2.6%
4 - \$30,000 - \$39,999		27.9%	0.0%	-27.9%
5 - \$40,000 - \$54,999		18.9%	16.7%	-2.2%
6 - \$55,000 - \$79,999		22.3%	45.8%	23.5%
7 - \$80,000 - \$99,999		10.2%	16.7%	6.5%
8 - \$100,000 - \$109,999		2.3%	4.2%	1.9%
9 - \$110,000 or more		6.0%	8.3%	2.3%
	MEAN=	5.13	6.00	0.87



**University of Colorado at Colorado Springs  
2005 Graduate Alumni Survey Report  
Comparison of University Totals to the  
Graduate School of Public Affairs**

SECTION A: EDUCATION AT UCSS	2005 ALUMNI N=270	2005 GSPA N=12	DIFFERENCE
1. What semester and year did you start work toward a graduate degree at UCSS?			
Fall	59.9%	66.7%	6.8%
Spring	24.3%	0.0%	-24.3%
Summer	15.8%	33.3%	17.5%
2003	1.5%	0.0%	-1.5%
2002	11.5%	18.2%	6.7%
2001	35.5%	36.4%	0.9%
2000	27.4%	36.4%	9.0%
1999	11.6%	9.1%	-2.5%
1998	5.8%	0.0%	-5.8%
1997	4.1%	0.0%	-4.1%
1996	1.5%	0.0%	-1.5%
1995 and before	1.2%	0.0%	-1.2%
2. What was your initial student level?			
1 - Fully Accepted	75.0%	75.0%	0.0%
2 - Provisionally Accepted	11.2%	0.0%	-11.2%
3 - Unclassified	13.8%	25.0%	11.2%
3. What was your initial student tuition classification?			
1 - Resident	78.4%	91.7%	13.3%
2 - Non-resident	12.6%	8.3%	-4.3%
3- Online Instruction Only	8.9%	0.0%	-8.9%
4. During your graduate studies at UCSS, what was your course load during most semesters?			
1 - Full-time (5 or more hours a semester)	73.6%	83.3%	9.7%
2 - Part-time (less than 5 hours a semester)	26.4%	16.7%	-9.7%
5. Please indicate when you received your last graduate degree from UCSS.			
1 - May	60.3%	58.3%	-2.0%
2 - August	14.6%	0.0%	-14.6%
3 - December	25.1%	41.7%	16.6%
6. Which degree did you receive at the time of the above graduation?			
Master of Public Administration	4.5%	100.0%	95.5%
7. In what major field(s) or area(s) of emphasis did you receive your graduate degree from UCSS?			
Graduate School of Public Affairs (MPA)	4.3%	100.0%	95.7%
8. In which school/college were you enrolled as a graduate student?			
Graduate School of Public Affairs	4.5%	100.0%	95.5%
8a. Did you take any of your courses on-line?			
1 - Yes	32.6%	58.3%	25.7%
2 - No	67.4%	41.7%	-25.7%
8b. If yes, estimate what percent of your course work was done online			
	N=	86	7
	Percent <= 50%	54.8%	71.5%
	Percent > 50%	45.4%	28.6%
	MEAN=	48.6%	22.3%
9. What was your primary purpose in obtaining a graduate degree?			
1 - To become better qualified for future employment.	32.5%	58.3%	25.8%
2 - To become better qualified for my present employment.	11.6%	0.0%	-11.6%
3 - To qualify for advancement in my field of employment.	17.9%	8.3%	-9.6%
4 - To prepare for a better job than my present employment.	6.7%	25.0%	18.3%
5 - To prepare for changing my occupation.	13.8%	8.3%	-5.5%
6 - To prepare for a further graduate degree (e.g., earning a masters and a Ph.D.).	3.4%	0.0%	-3.4%
7 - For self-development.	11.2%	0.0%	-11.2%
8 - Other	3.0%	0.0%	-3.0%

10. Are you currently enrolled in an advanced degree (beyond your graduate degree at UCCS) or certificate program?			
1 - Yes		6.3%	8.3%
2 - No		93.7%	91.7%
10a. If yes, what is the program in which you are enrolled and at what university?			
Program:	N=	16	1
Juris Doctorate (JD)		6.3%	100.0%
University:*			
Other		42.9%	100.0%
*New question in 2005			
10b. If no, do you plan to pursue another advanced degree, credentials, licenses, and/or certifications within the next year?			
1 - Yes	N=	238	11
2 - No		27.3%	36.4%
		72.7%	63.6%
			9.1%
			-9.1%
<b>SECTION B: EMPLOYMENT</b>			
11. Upon graduation, what did you do?			
1 - Sought new employment		33.7%	41.7%
2 - Continued current employment		53.7%	50.0%
3 - Attended further graduate school		2.2%	0.0%
4 - Took Time Off		6.7%	0.0%
5 - Other		3.7%	8.3%
12. What is your current employment status?			
1 - Employed full-time		86.7%	91.7%
2 - Employed part-time		6.3%	0.0%
3 - Unemployed but seeking employment		4.1%	8.3%
4 - Unemployed and not seeking employment		3.0%	0.0%
12a. If unemployed, what is your current source of income?	N=	17	1
Retirement		11.8%	100.0%
Spouse		47.1%	0.0%
Other		17.6%	0.0%
Savings		17.6%	0.0%
Loans/Grants		5.9%	0.0%
Stipend		0.0%	0.0%
13b*. Where is your current job located?			
1 - In Colorado Springs		47.8%	42.9%
2 - Outside Colorado Springs, but in Colorado		21.7%	0.0%
3 - Outside of Colorado, but in the U.S.		29.6%	57.1%
4 - Outside of the U.S.		0.9%	0.0%
*New question in 2005			
14. In which sector of the economy is your primary employment?			
1 - Aerospace Industry		5.1%	0.0%
2 - Agricultural		0.0%	0.0%
3 - Contract Construction		2.0%	0.0%
4 - Education		39.0%	9.1%
5 - Finance		4.7%	0.0%
6 - Government		9.4%	27.3%
7 - Homemaker		1.2%	0.0%
8 - Insurance -- Real Estate		0.4%	0.0%
9 - Manufacturing		6.7%	0.0%
10 - Mining		0.0%	0.0%
11 - Medical/Nursing/Allied Health		13.4%	0.0%
12 - Professional (Medical or Law)		0.8%	9.1%
13 - Public Service		2.8%	27.3%
14 - Service		2.8%	0.0%
15 - Transportation & Public Utilities		0.8%	0.0%
16 - Wholesale & Retail Trades		0.4%	0.0%
17 - Other (specify)		10.6%	27.3%
14a. Are you currently employed in your chosen profession/occupation?			
1 - Yes		89.3%	60.0%
2 - No		10.7%	40.0%
14b. Overall, are you satisfied with your current job?			
1 - Very Satisfied		40.2%	45.5%
2 - Satisfied		43.8%	36.4%
3 - Neutral		12.0%	9.1%
4 - Dissatisfied		3.2%	9.1%
5 - Very dissatisfied		0.8%	0.0%
15. Did you already have your current job prior to graduation?			
1 - Yes		51.6%	63.6%
2 - No		48.4%	36.4%

15a. If yes, is your current job related to your field of study?			
1 - Yes	83.2%	66.7%	-16.5%
2 - No	16.8%	33.3%	16.5%
15b. If no, how many months did it take for you to find your first job related to your graduate degree after graduation?	MEAN=	4.87	2.00
< 1 month	28.0%	50.0%	22.0%
1 - 2 months	29.2%	0.0%	-29.2%
> 2 months	42.4%	50.0%	7.6%
16. Was it necessary for you to relocate for your first job after graduation?			
1 - Did not have to relocate	84.6%	72.7%	-11.9%
2 - Relocated within Colorado	4.3%	0.0%	-4.3%
3 - Relocated to another state	9.9%	27.3%	17.4%
4 - Relocated to another country	1.2%	0.0%	-1.2%
5 - N/A (e.g., already had a job in my field)	0.0%	0.0%	0.0%
17. How much previous experience did you have in your current field of employment?			
1 - Had no previous employment experience	19.6%	18.2%	-1.4%
2 - Had some previous employment experience	40.0%	18.2%	-21.8%
3 - Had substantial previous employment experience	40.4%	63.6%	23.2%
17a. What type of position would you like to have two years from now?			
18. My job is closely related to my chosen field of study.			
1 - Strongly Disagree	2.0%	0.0%	-2.0%
2 - Disagree	3.5%	9.1%	5.6%
3 - Slightly Disagree	1.2%	0.0%	-1.2%
4 - Slightly Agree	14.5%	27.3%	12.8%
5 - Agree	23.9%	27.3%	3.4%
6 - Strongly Agree	54.9%	36.4%	-18.5%
	MEAN=	5.20	4.82
			-0.38
19. My graduate studies at UCCS enhanced my ability to get a job.			
1 - Strongly Disagree	2.3%	0.0%	-2.3%
2 - Disagree	3.5%	9.1%	5.6%
3 - Slightly Disagree	3.1%	9.1%	6.0%
4 - Slightly Agree	10.2%	9.1%	-1.1%
5 - Agree	38.3%	27.3%	-11.0%
6 - Strongly Agree	42.6%	45.5%	2.9%
	MEAN=	5.06	4.91
			-0.15
20. A graduate degree is required to do my job well.			
1 - Strongly Disagree	3.1%	9.1%	6.0%
2 - Disagree	10.5%	0.0%	-10.5%
3 - Slightly Disagree	7.4%	18.2%	10.8%
4 - Slightly Agree	20.2%	36.4%	16.2%
5 - Agree	23.3%	27.3%	4.0%
6 - Strongly Agree	35.4%	9.1%	-26.3%
	MEAN=	4.56	4.00
			-0.56
<b>Section C: Rating My Education at UCCS</b>			
21. My UCCS graduate degree prepared me well for my chosen career.			
1 - Strongly Disagree	1.9%	0.0%	-1.9%
2 - Disagree	3.0%	8.3%	5.3%
3 - Slightly Disagree	4.1%	0.0%	-4.1%
4 - Slightly Agree	22.0%	16.7%	-5.3%
5 - Agree	41.0%	41.7%	0.7%
6 - Strongly Agree	28.0%	33.3%	5.3%
	MEAN=	4.81	4.92
			0.11
22. The technical skills I learned at UCCS during my graduate studies were complete and up-to-date.			
1 - Strongly Disagree	3.0%	8.3%	5.3%
2 - Disagree	2.3%	0.0%	-2.3%
3 - Slightly Disagree	6.4%	0.0%	-6.4%
4 - Slightly Agree	18.0%	8.3%	-9.7%
5 - Agree	44.7%	41.7%	-3.0%
6 - Strongly Agree	25.6%	41.7%	16.1%
	MEAN=	4.76	5.00
			0.24

23. I would recommend my graduate degree program to another interested person.			
1 - Strongly Disagree	1.5%	0.0%	-1.5%
2 - Disagree	1.5%	8.3%	6.8%
3 - Slightly Disagree	5.2%	8.3%	3.1%
4 - Slightly Agree	13.3%	0.0%	-13.3%
5 - Agree	37.0%	8.3%	-28.7%
6 - Strongly Agree	41.5%	75.0%	33.5%
MEAN=	5.07	5.33	0.26
24. The specific knowledge, skills, and expertise I acquired at UCCS in my graduate program have been useful in my present occupation.			
1 - Strongly Disagree	1.5%	0.0%	-1.5%
2 - Disagree	4.5%	0.0%	-4.5%
3 - Slightly Disagree	3.3%	8.3%	5.0%
4 - Slightly Agree	17.8%	8.3%	-9.5%
5 - Agree	40.9%	33.3%	-7.6%
6 - Strongly Agree	32.0%	50.0%	18.0%
MEAN=	4.88	5.25	0.37
25. Overall, I am satisfied with the graduate education I received at UCCS.			
1 - Strongly Disagree	1.1%	0.0%	-1.1%
2 - Disagree	1.5%	8.3%	6.8%
3 - Slightly Disagree	1.9%	0.0%	-1.9%
4 - Slightly Agree	11.5%	8.3%	-3.2%
5 - Agree	44.6%	16.7%	-27.9%
6 - Strongly Agree	39.4%	66.7%	27.3%
MEAN=	5.15	5.33	0.18
26. In retrospect, I wish I had chosen a different graduate program of study at UCCS.			
1 - Yes	9.7%	8.3%	-1.4%
2 - No	90.3%	91.7%	1.4%
26a. If yes, what degree program do you wish you had chosen?			
Not Sure	N= 22	1	
	9.1%	100.0%	90.9%
26b. Do you wish you had attended a different institution?			
1 - Yes	11.9%	18.2%	6.3%
2 - No	88.1%	81.8%	-6.3%
26c. Could you have attended a different institution?			
1 - Yes	87.3%	91.7%	4.4%
2 - No	12.7%	8.3%	-4.4%
27. I sought formal graduate advisement on a regular basis (at least once a semester).			
1 - Yes	44.7%	66.7%	22.0%
2 - No	55.3%	33.3%	-22.0%
28. How would you evaluate the advising you received in your graduate program?			
0 - Never was advised	2.6%	0.0%	-2.6%
1 - Never requested or needed advisement	17.9%	8.3%	-9.6%
2 - Very Poor	13.1%	0.0%	-13.1%
3 - Poor	3.4%	8.3%	4.9%
4 - Fair	4.9%	25.0%	20.1%
5 - Good	22.0%	16.7%	-5.3%
6 - Excellent	36.2%	41.7%	5.5%
MEAN*=	4.72	5.00	0.28
* Only includes responses 2 through 6			
29. How would you evaluate the mentoring you received in your graduate program?			
0 - Never requested or needed a mentor	20.5%	8.3%	-12.2%
1 - Never had a mentor, but could have benefited from one	11.2%	0.0%	-11.2%
2 - Never had a mentor	9.7%	8.3%	-1.4%
3 - Very Poor	1.1%	0.0%	-1.1%
4 - Poor	1.9%	0.0%	-1.9%
5 - Fair	11.6%	8.3%	-3.3%
6 - Good	24.6%	25.0%	0.4%
7 - Excellent	19.4%	50.0%	30.6%
MEAN*=	6.01	6.50	0.49
* Only includes responses 3 through 7			
30. Did you work directly with any faculty member on research, service, or creative projects during your time at UCCS, either in or outside of class?			
1 - Yes	41.0%	58.3%	17.3%
2 - No	59.0%	41.7%	-17.3%
3 - No, but I wanted a mentor	0.0%	0.0%	0.0%

31. How often were courses needed for your graduate program unavailable in the semester that you needed them?			
1 - Never	35.9%	33.3%	-2.6%
2 - Rarely	32.6%	50.0%	17.4%
3 - Sometimes	26.7%	8.3%	-18.4%
4 - Often	4.1%	8.3%	4.2%
5 - Always	0.7%	0.0%	-0.7%
MEAN=	2.01	1.92	-0.09
32. In your opinion, what were the advantages of going to graduate school at UCCS?			
Faculty	13.6%	17.2%	3.6%
Convenient	11.4%	13.8%	2.4%
Class hours/schedule	8.1%	10.3%	2.2%
Location	12.8%	10.3%	-2.5%
Night classes	3.7%	10.3%	6.6%
Cost	6.4%	6.9%	0.5%
Curriculum	2.7%	6.9%	4.2%
Orientation to non-traditional students	3.5%	6.9%	3.4%
Good departmental programs	3.3%	3.4%	0.1%
Good reputation	1.2%	3.4%	2.2%
Older, mature student body	1.0%	3.4%	2.4%
Part of CU system, affiliation w/Boulder	1.0%	3.4%	2.4%
33. In your opinion, what were the disadvantages of going to graduate school at UCCS?			
Faculty	5.4%	25.0%	19.6%
Need wider selection of courses	7.7%	25.0%	17.3%
Group projects	1.5%	12.5%	11.0%
Lack of internships, work experience	3.8%	12.5%	8.7%
Poor student/customer services	0.8%	12.5%	11.7%
34*. What one piece of advice would you give students just starting a graduate program at UCCS?			
Build relationship with faculty / mentor	9.5%	20.0%	10.5%
Don't give up / challenge yourself / stay committed / focus	9.1%	20.0%	10.9%
Be prepared / work hard	13.0%	13.3%	0.3%
Plan course of study early / take classes in order / take summer classes	5.6%	13.3%	7.7%
Choose program carefully	3.0%	13.3%	10.3%
Seek advice	7.4%	6.7%	-0.6%
Develop business / networking relationships	2.2%	6.7%	4.5%
* New question in 2005			
35. Where did you first hear about your graduate program at UCCS?			
1 - I was a UCCS student at the time	16.2%	8.3%	-7.9%
2 - Professional publication	3.4%	0.0%	-3.4%
3 - Brochure	3.0%	8.3%	5.3%
4 - Web site	23.8%	33.3%	9.5%
5 - Word of mouth	34.3%	25.0%	-9.3%
6- Other	19.2%	25.0%	5.8%
35a. To what degree did you find the UCCS website helpful?			
1 - Not helpful	N=	12	
2-	0.8%	0.0%	-0.8%
3 - Somewhat helpful	3.8%	0.0%	-3.8%
4-	29.0%	33.3%	4.3%
5 - Very helpful	39.7%	16.7%	-23.0%
	26.7%	50.0%	23.3%
<b>Section D. Demographics</b>			
36. Your gender is:			
1 - Male	39.4%	8.3%	-31.1%
2 - Female	60.6%	91.7%	31.1%
37. Your primary ethnic group is?			
1 - White / Anglo / Caucasian	85.0%	83.3%	-1.7%
2 - African American or black	2.3%	0.0%	-2.3%
3 - Mexican American, Chicano/a, Latino/a, or Hispanic	5.6%	8.3%	2.7%
4 - Native American / Alaskan Native / Aleut	2.6%	8.3%	5.7%
5 - Asian American / Asian / Pacific Islander	4.5%	0.0%	-4.5%
6 - Other	0.0%	0.0%	0.0%
38. Your year of birth is:			
	MEAN=	1966.96	1969.17
	RANGE	1940-1981	1951-1979

39. Your marital status is:			
1 - Single, Never Married	15.2%	25.0%	9.8%
2 - Married	69.9%	66.7%	-3.2%
3 - Separated	0.4%	0.0%	-0.4%
4 - Divorced	12.6%	8.3%	-4.3%
5 - Widowed	0.7%	0.0%	-0.7%
6 - Other	1.1%	0.0%	-1.1%
40. How many dependants are in your household?			
0	39.4%	58.3%	18.9%
1	19.0%	25.0%	6.0%
2	23.8%	16.7%	-7.1%
3	8.9%	0.0%	-8.9%
4	5.2%	0.0%	-5.2%
5-7	3.7%	0.0%	-3.7%
MEAN=	1.35	0.58	-0.77
41. Your total personal annual salary (before deductions) in the year following your graduation was:			
1 - Less than \$9,999	3.0%	0.0%	-3.0%
2 - \$10,000 - \$19,999	2.6%	0.0%	-2.6%
3 - \$20,000 - \$29,999	6.8%	25.0%	18.2%
4 - \$30,000 - \$39,999	27.9%	0.0%	-27.9%
5 - \$40,000 - \$54,999	18.9%	33.3%	14.4%
6 - \$55,000 - \$79,999	22.3%	33.3%	11.0%
7 - \$80,000 - \$99,999	10.2%	0.0%	-10.2%
8 - \$100,000 - \$109,999	2.3%	0.0%	-2.3%
9 - \$110,000 or more	6.0%	8.3%	2.3%
MEAN=	5.13	5.17	0.04





**University of Colorado at Colorado Springs  
2005 Graduate Alumni Survey Report  
Comparison of University Totals to the  
College of Letters, Arts, and Sciences**

SECTION A: EDUCATION AT UCCS	2005 ALUMNI N=270	2005 LAS N=41	DIFFERENCE
<b>1. What semester and year did you start work toward a graduate degree at UCCS?</b>			
Fall	59.9%	70.6%	10.7%
Spring	24.3%	20.6%	-3.7%
Summer	15.8%	8.8%	-7.0%
2003	1.5%	2.6%	1.1%
2002	11.5%	7.7%	-3.8%
2001	35.5%	46.2%	10.7%
2000	27.4%	17.9%	-9.5%
1999	11.6%	12.8%	1.2%
1998	5.8%	7.7%	1.9%
1997	4.1%	2.6%	-1.5%
1996	1.5%	2.6%	1.1%
1995 and before	1.2%	0.0%	-1.2%
<b>2. What was your initial student level?</b>			
1 - Fully Accepted	75.0%	82.9%	7.9%
2 - Provisionally Accepted	11.2%	9.8%	-1.4%
3 - Unclassified	13.8%	7.3%	-6.5%
<b>3. What was your initial student tuition classification?</b>			
1 - Resident	78.4%	78.0%	-0.4%
2 - Non-resident	12.6%	22.0%	9.4%
3- Online Instruction Only	8.9%	0.0%	-8.9%
<b>4. During your graduate studies at UCCS, what was your course load during most semesters?</b>			
1 - Full-time (5 or more hours a semester)	73.6%	85.4%	11.8%
2 - Part-time (less than 5 hours a semester)	26.4%	14.6%	-11.8%
<b>5. Please indicate when you received your last graduate degree from UCCS.</b>			
2003			
1 - May	60.3%	63.4%	3.1%
2 - August	14.6%	7.3%	-7.3%
3 - December	25.1%	29.3%	4.2%
<b>6. Which degree did you receive at the time of the above graduation?</b>			
Master of Arts	45.0%	80.5%	35.5%
Master of Basic Science	2.2%	14.6%	12.4%
Master of Science	6.3%	4.9%	-1.4%
<b>7. In what major field(s) or area(s) of emphasis did you receive your graduate degree from UCCS?</b>			
Communication (MA)	3.5%	20.0%	16.5%
Psychology (MA)	3.5%	20.0%	16.5%
Basic Science (MS)	2.6%	15.0%	12.4%
History (MA)	2.2%	12.5%	10.3%
Sociology (MA)	2.2%	12.5%	10.3%
Applied Geography (MA)	1.3%	7.5%	6.2%
Counseling & Human Services (MA)	10.4%	5.0%	-5.4%
Curriculum & Instruction (MA)	23.0%	2.5%	-20.5%
Special Education (MA)	4.8%	2.5%	-2.3%
Computer Science (MS)	3.0%	2.5%	-0.5%
<b>8. In which school/college were you enrolled as a graduate student?</b>			
Letters, Arts, & Sciences	15.2%	100.0%	84.8%
<b>8a. Did you take any of your courses on-line?</b>			
1 - Yes	32.6%	17.1%	-15.5%
2 - No	67.4%	82.9%	15.5%
<b>8b. If yes, estimate what percent of your course work was done online</b>			
	N=	86	6
Percent <= 50%		54.8%	100.0%
Percent > 50%		45.4%	0.0%
	MEAN=	48.6%	13.6%

9. What was your primary purpose in obtaining a graduate degree?			
1 - To become better qualified for future employment.	32.5%	39.0%	6.5%
2 - To become better qualified for my present employment.	11.6%	4.9%	-6.7%
3 - To qualify for advancement in my field of employment.	17.9%	12.2%	-5.7%
4 - To prepare for a better job than my present employment.	6.7%	4.9%	-1.8%
5 - To prepare for changing my occupation.	13.8%	7.3%	-6.5%
6 - To prepare for a further graduate degree (e.g., earning a masters and a Ph.D.).	3.4%	14.6%	11.2%
7 - For self-development.	11.2%	12.2%	1.0%
8 - Other	3.0%	4.9%	1.9%
10. Are you currently enrolled in an advanced degree (beyond your graduate degree at UCCS) or certificate program?			
1 - Yes	6.3%	14.6%	8.3%
2 - No	93.7%	85.4%	-8.3%
10a. If yes, what is the program in which you are enrolled and at what university?			
Program:	N=		
Ph.D.	16	6	
	50.0%	83.3%	33.3%
Master of Arts (MA)	6.3%	16.7%	10.4%
University:*			
Other	42.9%	50.0%	7.1%
PPCC	28.6%	16.7%	-11.9%
University of Denver (DU)	7.1%	16.7%	9.6%
Colorado State University (CSU)	7.1%	16.7%	9.6%
*New question in 2005			
10b. If no, do you plan to pursue another advanced degree, credentials, licenses, and/or certifications within the next year?			
	N=		
1 - Yes	238	33	
	27.3%	33.3%	6.0%
2 - No	72.7%	66.7%	-6.0%
<b>SECTION B: EMPLOYMENT</b>			
11. Upon graduation, what did you do?			
1 - Sought new employment	33.7%	51.2%	17.5%
2 - Continued current employment	53.7%	22.0%	-31.7%
3 - Attended further graduate school	2.2%	12.2%	10.0%
4 -Took Time Off	6.7%	12.2%	5.5%
5 - Other	3.7%	2.4%	-1.3%
12. What is your current employment status?			
1 - Employed full-time	86.7%	73.2%	-13.5%
2 - Employed part-time	6.3%	9.8%	3.5%
3 - Unemployed but seeking employment	4.1%	9.8%	5.7%
4 - Unemployed and not seeking employment	3.0%	7.3%	4.3%
12a. If unemployed, what is your current source of income?			
	N=		
Spouse	17	6	
	47.1%	50.0%	2.9%
Other	17.6%	33.3%	15.7%
Retirement	11.8%	16.7%	4.9%
13b*. Where is your current job located?			
1 - In Colorado Springs	47.8%	50.0%	2.2%
2 - Outside Colorado Springs, but in Colorado	21.7%	18.8%	-2.9%
3 - Outside of Colorado, but in the U.S.	29.6%	31.3%	1.7%
4 - Outside of the U.S.	0.9%	0.0%	-0.9%
*New question in 2005			
14. In which sector of the economy is your primary employment?			
1 - Aerospace Industry	5.1%	3.0%	-2.1%
2 - Agricultural	0.0%	0.0%	0.0%
3 - Contract Construction	2.0%	3.0%	1.0%
4 - Education	39.0%	45.5%	6.5%
5 - Finance	4.7%	0.0%	-4.7%
6 - Government	9.4%	18.2%	8.8%
7 - Homemaker	1.2%	0.0%	-1.2%
8 - Insurance -- Real Estate	0.4%	0.0%	-0.4%
9 - Manufacturing	6.7%	3.0%	-3.7%
10 - Mining	0.0%	0.0%	0.0%
11 - Medical/Nursing/Allied Health	13.4%	12.1%	-1.3%
12 - Professional (Medical or Law)	0.8%	0.0%	-0.8%
13 - Public Service	2.8%	0.0%	-2.8%
14 - Service	2.8%	0.0%	-2.8%
15 - Transportation & Public Utilities	0.8%	0.0%	-0.8%
16 - Wholesale & Retail Trades	0.4%	0.0%	-0.4%
17 - Other (specify)	10.6%	15.2%	4.6%

14a. Are you currently employed in your chosen profession/occupation?			
1 - Yes	89.3%	85.7%	-3.6%
2 - No	10.7%	14.3%	3.6%
14b. Overall, are you satisfied with your current job?			
1 - Very Satisfied	40.2%	32.4%	-7.8%
2 - Satisfied	43.8%	50.0%	6.2%
3 - Neutral	12.0%	11.8%	-0.2%
4 - Dissatisfied	3.2%	0.0%	-3.2%
5 - Very dissatisfied	0.8%	5.9%	5.1%
15. Did you already have your current job prior to graduation?			
1 - Yes	51.6%	41.7%	-9.9%
2 - No	48.4%	58.3%	9.9%
15a. If yes, is your current job related to your field of study?			
1 - Yes	83.2%	83.3%	0.1%
2 - No	16.8%	16.7%	-0.1%
15b. If no, how many months did it take for you to find your first job related to your graduate degree after graduation?			
	MEAN=	4.87	3.87
< 1 month		28.0%	20.0%
1 - 2 months		29.2%	40.0%
> 2 months		42.4%	40.1%
			-1.0
			-8.0%
			10.8%
			-2.3%
16. Was it necessary for you to relocate for your first job after graduation?			
1 - Did not have to relocate	84.6%	75.0%	-9.6%
2 - Relocated within Colorado	4.3%	8.3%	4.0%
3 - Relocated to another state	9.9%	11.1%	1.2%
4 - Relocated to another country	1.2%	5.6%	4.4%
5 - N/A (e.g., already had a job in my field)	0.0%	0.0%	0.0%
17. How much previous experience did you have in your current field of employment?			
1 - Had no previous employment experience	19.6%	16.7%	-2.9%
2 - Had some previous employment experience	40.0%	63.9%	23.9%
3 - Had substantial previous employment experience	40.4%	19.4%	-21.0%
18. My job is closely related to my chosen field of study.			
1 - Strongly Disagree	2.0%	5.6%	3.6%
2 - Disagree	3.5%	2.8%	-0.7%
3 - Slightly Disagree	1.2%	0.0%	-1.2%
4 - Slightly Agree	14.5%	22.2%	7.7%
5 - Agree	23.9%	25.0%	1.1%
6 - Strongly Agree	54.9%	44.4%	-10.5%
	MEAN=	5.20	4.92
			-0.28
19. My graduate studies at UCCS enhanced my ability to get a job.			
1 - Strongly Disagree	2.3%	0.0%	-2.3%
2 - Disagree	3.5%	2.7%	-0.8%
3 - Slightly Disagree	3.1%	2.7%	-0.4%
4 - Slightly Agree	10.2%	8.1%	-2.1%
5 - Agree	38.3%	32.4%	-5.9%
6 - Strongly Agree	42.6%	54.1%	11.5%
	MEAN=	5.06	5.32
			0.26
20. A graduate degree is required to do my job well.			
1 - Strongly Disagree	3.1%	0.0%	-3.1%
2 - Disagree	10.5%	10.8%	0.3%
3 - Slightly Disagree	7.4%	10.8%	3.4%
4 - Slightly Agree	20.2%	16.2%	-4.0%
5 - Agree	23.3%	29.7%	6.4%
6 - Strongly Agree	35.4%	32.4%	-3.0%
	MEAN=	4.56	4.62
			0.06
<b>Section C: Rating My Education at UCCS</b>			
21. My UCCS graduate degree prepared me well for my chosen career.			
1 - Strongly Disagree	1.9%	5.0%	3.1%
2 - Disagree	3.0%	0.0%	-3.0%
3 - Slightly Disagree	4.1%	10.0%	5.9%
4 - Slightly Agree	22.0%	20.0%	-2.0%
5 - Agree	41.0%	27.5%	-13.5%
6 - Strongly Agree	28.0%	37.5%	9.5%
	MEAN=	4.81	4.78
			-0.03


22. The technical skills I learned at UCCS during my graduate studies were complete and up-to-date.			
1 - Strongly Disagree	3.0%	2.4%	-0.6%
2 - Disagree	2.3%	2.4%	0.1%
3 - Slightly Disagree	6.4%	2.4%	-4.0%
4 - Slightly Agree	18.0%	19.5%	1.5%
5 - Agree	44.7%	41.5%	-3.2%
6 - Strongly Agree	25.6%	31.7%	6.1%
MEAN=	4.76	4.9	0.14
23. I would recommend my graduate degree program to another interested person.			
1 - Strongly Disagree	1.5%	2.4%	0.9%
2 - Disagree	1.5%	4.9%	3.4%
3 - Slightly Disagree	5.2%	4.9%	-0.3%
4 - Slightly Agree	13.3%	12.2%	-1.1%
5 - Agree	37.0%	31.7%	-5.3%
6 - Strongly Agree	41.5%	43.9%	2.4%
MEAN=	5.07	4.98	-0.09
24. The specific knowledge, skills, and expertise I acquired at UCCS in my graduate program have been useful in my present occupation.			
1 - Strongly Disagree	1.5%	2.5%	1.0%
2 - Disagree	4.5%	5.0%	0.5%
3 - Slightly Disagree	3.3%	7.5%	4.2%
4 - Slightly Agree	17.8%	12.5%	-5.3%
5 - Agree	40.9%	37.5%	-3.4%
6 - Strongly Agree	32.0%	35.0%	3.0%
MEAN=	4.88	4.83	-0.05
25. Overall, I am satisfied with the graduate education I received at UCCS.			
1 - Strongly Disagree	1.1%	2.4%	1.3%
2 - Disagree	1.5%	0.0%	-1.5%
3 - Slightly Disagree	1.9%	4.9%	3.0%
4 - Slightly Agree	11.5%	7.3%	-4.2%
5 - Agree	44.6%	39.0%	-5.6%
6 - Strongly Agree	39.4%	46.3%	6.9%
MEAN=	5.15	5.2	0.05
26. In retrospect, I wish I had chosen a different graduate program of study at UCCS.			
1 - Yes	9.7%	10.0%	0.3%
2 - No (go to Q. 26b)	90.3%	90.0%	-0.3%
26a. If yes, what degree program do you wish you had chosen?			
Other	N= 22	2	
Mechanical Engineering (<S)	22.7%	50.0%	27.3%
	4.5%	50.0%	45.5%
26b. Do you wish you had attended a different institution?			
1 - Yes	11.9%	15.8%	3.9%
2 - No	88.1%	84.2%	-3.9%
26c. Could you have attended a different institution?			
1 - Yes	87.3%	82.4%	-4.9%
2 - No	12.7%	17.6%	4.9%
27. I sought formal graduate advisement on a regular basis (at least once a semester).			
1 - Yes	44.7%	53.7%	9.0%
2 - No	55.3%	46.3%	-9.0%
28. How would you evaluate the advising you received in your graduate program?			
0 - Never was advised	2.6%	0.0%	-2.6%
1 - Never requested or needed advisement	17.9%	14.6%	-3.3%
2 - Very Poor	13.1%	4.9%	-8.2%
3 - Poor	3.4%	4.9%	1.5%
4 - Fair	4.9%	29.3%	24.4%
5 - Good	22.0%	19.5%	-2.5%
6 - Excellent	36.2%	26.8%	-9.4%
MEAN*=	4.72	4.69	-0.03
* Only includes responses 2 through 6			
29. How would you evaluate the mentoring you received in your graduate program?			
0 - Never requested or needed a mentor	20.5%	14.6%	-5.9%
1 - Never had a mentor, but could have benefited from one	11.2%	4.9%	-6.3%
2 - Never had a mentor	9.7%	2.4%	-7.3%
3 - Very Poor	1.1%	2.4%	1.3%
4 - Poor	1.9%	4.9%	3.0%
5 - Fair	11.6%	17.1%	5.5%
6 - Good	24.6%	22.0%	-2.6%
7 - Excellent	19.4%	31.7%	12.3%
MEAN*=	6.01	5.97	-0.04

\* Only includes responses 3 through 7

30. Did you work directly with any faculty member on research, service, or creative projects during your time at UCSS, either in or outside of class?			
1 - Yes	41.0%	65.9%	24.9%
2 - No	59.0%	34.1%	-24.9%
3 - No, but I wanted a mentor	0.0%	0.0%	0.0%
31. How often were courses needed for your graduate program unavailable in the semester that you needed them?			
1 - Never	35.9%	26.8%	-9.1%
2 - Rarely	32.6%	36.6%	4.0%
3 - Sometimes	26.7%	31.7%	5.0%
4 - Often	4.1%	4.9%	0.8%
5 - Always	0.7%	0.0%	-0.7%
MEAN=	2.01	2.15	0.14
32. In your opinion, what were the advantages of going to graduate school at UCSS?			
Faculty	13.6%	19.2%	5.6%
Location	12.8%	15.1%	2.3%
Small class size	6.2%	13.7%	7.5%
Cost	6.4%	6.8%	0.4%
Personable/small student: teacher ratio	1.2%	5.5%	4.3%
Able to get a degree	1.0%	2.7%	1.7%
Availability of Faculty	0.8%	2.7%	1.9%
Classes taught by PhD's, not TA's	0.6%	2.7%	2.1%
Convenient	11.4%	2.7%	-8.7%
Friendly atmosphere	1.2%	2.7%	1.5%
Good departmental programs	3.3%	2.7%	-0.6%
High academic standards	1.4%	2.7%	1.3%
Small school/atmosphere	1.2%	2.7%	1.5%
Accredited	2.3%	1.4%	-0.9%
Beautiful campus	0.4%	1.4%	1.0%
Curriculum	2.7%	1.4%	-1.3%
Diverse course offerings	0.6%	1.4%	0.8%
Financial aid	1.0%	1.4%	0.4%
Good equipment, facilities, resources	1.0%	1.4%	0.4%
Good reputation	1.2%	1.4%	0.2%
Had major I wanted	0.6%	1.4%	0.8%
Night classes	3.7%	1.4%	-2.3%
33. In your opinion, what were the disadvantages of going to graduate school at UCSS?			
Need wider selection of courses	7.7%	14.3%	6.6%
Parking	9.6%	9.5%	-0.1%
Need more graduate programs	2.3%	7.1%	4.8%
School is too small	2.3%	7.1%	4.8%
Inadequate library resources	2.3%	4.8%	2.5%
Lack of internships, work experience	3.8%	4.8%	1.0%
Location	3.8%	4.8%	1.0%
Unfriendly, uncaring atmosphere	1.2%	4.8%	3.6%
Availability of faculty	1.9%	2.4%	0.5%
Class hours/schedule	3.8%	2.4%	-1.4%
Curriculum	3.8%	2.4%	-1.4%
Department/program disorganized	4.2%	2.4%	-1.8%
Faculty	5.4%	2.4%	-3.0%
High fees, costs	5.0%	2.4%	-2.6%
Lack of financial aid	0.8%	2.4%	1.6%
Lack of funding for departments/ schools	1.2%	2.4%	1.2%
Out-dated equipment/ technology, lack of	2.7%	2.4%	-0.3%
Poor academic advising	1.9%	2.4%	0.5%
School lacks a big name	6.9%	2.4%	-4.5%
34*. What one piece of advice would you give students just starting a graduate program at UCSS?			
Be prepared / work hard	13.0%	17.4%	4.4%
Build relationship with faculty / mentor	9.5%	17.4%	7.9%
Choose program carefully	3.0%	15.2%	12.2%
Develop business / networking relationships	2.2%	8.7%	6.5%
Start thesis ASAP	1.7%	8.7%	7.0%
Don't give up / challenge yourself / stay committed / focus	9.1%	6.5%	-2.6%
Seek advice	7.4%	6.5%	-0.8%
Enjoy yourself	3.0%	6.5%	3.5%
Get involved in research / practical experience	1.3%	6.5%	5.2%
Be sure that this is what you want	10.0%	2.2%	-7.8%

\* New question in 2005

35. Where did you first hear about your graduate program at UCCS?				
1 - I was a UCCS student at the time		16.2%	48.7%	32.5%
2 - Professional publication		3.4%	2.6%	-0.8%
3 - Brochure		3.0%	0.0%	-3.0%
4 - Web site		23.8%	20.5%	-3.3%
5 - Word of mouth		34.3%	12.8%	-21.5%
6- Other		19.2%	15.4%	-3.8%
35a. To what degree did you find the UCCS website helpful?	N=	262	41	
1 - Not helpful		0.8%	0.0%	-0.8%
2-		3.8%	2.4%	-1.4%
3 - Somewhat helpful		29.0%	26.8%	-2.2%
4-		39.7%	41.5%	1.8%
5 - Very helpful		26.7%	29.3%	2.6%
<b>Section D. Demographics</b>				
36. Your gender is:				
1 - Male		39.4%	29.3%	-10.1%
2 - Female		60.6%	70.7%	10.1%
37. Your primary ethnic group is?				
1 - White / Anglo / Caucasian		85.0%	78.0%	-7.0%
2 - African American or black		2.3%	4.9%	2.6%
3 - Mexican American, Chicano/a, Latino/a, or Hispanic		5.6%	9.7%	4.1%
4 - Native American / Alaskan Native / Aleut		2.6%	2.4%	-0.2%
5 - Asian American / Asian / Pacific Islander		4.5%	4.9%	0.4%
6 - Other		0.0%	0.0%	0.0%
38. Your year of birth is:	MEAN=	1966.96	1969.33	2.37
	RANGE	1940-1981	1951-1980	
39. Your marital status is:				
1 - Single, Never Married		15.2%	24.4%	9.2%
2 - Married		69.9%	58.5%	-11.4%
3 - Separated		0.4%	2.4%	2.0%
4 - Divorced		12.6%	14.6%	2.0%
5 - Widowed		0.7%	0.0%	-0.7%
6 - Other		1.1%	0.0%	-1.1%
40. How many dependants are in your household?				
0		39.4%	51.2%	11.8%
1		19.0%	14.6%	-4.4%
2		23.8%	22.0%	-1.8%
3		8.9%	7.3%	-1.6%
4		5.2%	0.0%	-5.2%
5-7		3.7%	4.8%	1.1%
	MEAN=	1.35	1.1	-0.25
41. Your total personal annual salary (before deductions) in the year following your graduation was:				
1 - Less than \$9,999		3.0%	7.7%	4.7%
2 - \$10,000 - \$19,999		2.6%	5.1%	2.5%
3 - \$20,000 - \$29,999		6.8%	17.9%	11.1%
4 - \$30,000 - \$39,999		27.9%	43.6%	15.7%
5 - \$40,000 - \$54,999		18.9%	15.4%	-3.5%
6 - \$55,000 - \$79,999		22.3%	7.7%	-14.6%
7 - \$80,000 - \$99,999		10.2%	0.0%	-10.2%
8 - \$100,000 - \$109,999		2.3%	0.0%	-2.3%
9 - \$110,000 or more		6.0%	2.6%	-3.4%
	MEAN=	5.13	3.92	-1.21



**University of Colorado at Colorado Springs  
2005 Graduate Alumni Survey Report  
Comparison of Caucasian to Ethnic Minority Students**

SECTION A: EDUCATION AT UCCS	2005 CAUC N=226	2005 MIN N=40	DIFFERENCE
1. What semester and year did you start work toward a graduate degree at UCSS?			
Fall	59.8%	58.8%	-1.0%
Spring	23.4%	29.4%	6.0%
Summer	16.8%	11.8%	-5.0%
2003	1.4%	2.7%	1.3%
2002	11.5%	10.8%	-0.7%
2001	34.9%	43.2%	8.3%
2000	27.1%	29.7%	2.6%
1999	11.5%	10.8%	-0.7%
1998	6.9%	0.0%	-6.9%
1997	4.1%	2.7%	-1.4%
1996	1.4%	0.0%	-1.4%
1995 and before	1.5%	0.0%	-1.5%
2. What was your initial student level?			
1 - Fully Accepted	75.9%	70.0%	-5.9%
2 - Provisionally Accepted	9.8%	20.0%	10.2%
3 - Unclassified	14.3%	10.0%	-4.3%
3. What was your initial student tuition classification?			
1 - Resident	79.8%	70.0%	-9.8%
2 - Non-resident	11.1%	22.5%	11.4%
3- Online Instruction Only	9.3%	7.5%	-1.8%
4. During your graduate studies at UCSS, what was your course load during most semesters?			
1 - Full-time (5 or more hours a semester)	73.3%	80.0%	6.7%
2 - Part-time (less than 5 hours a semester)	26.7%	20.0%	-6.7%
5. Please indicate when you received your last graduate degree from UCSS.			
1 - May	58.7%	68.4%	9.7%
2 - August	15.6%	10.5%	-5.1%
3 - December	25.8%	21.1%	-4.7%
6. Which degree did you receive at the time of the above graduation?			
1 - Master of Arts	45.3%	42.5%	-2.8%
2 - Master of Science	4.9%	12.5%	7.6%
3 - Master of Basic Science	2.2%	2.5%	0.3%
4 - Master of Science Nursing	10.2%	5.0%	-5.2%
5 - Master of Business Administration	28.4%	30.0%	1.6%
6 - Master of Public Administration	4.4%	5.0%	0.6%
7 - Master of Engineering	4.4%	2.5%	-1.9%
8 - Doctor of Philosophy	0.0%	0.0%	0.0%
7. In what major field(s) or area(s) of emphasis did you receive your graduate degree from UCSS?			
Business Administration (MBA)	20.1%	21.2%	1.1%
Counseling & Human Services (MA)	10.3%	12.1%	1.8%
Computer Science (MS)	2.1%	9.1%	7.0%
Curriculum & Instruction (MA)	24.2%	9.1%	-15.1%
Other	9.8%	9.1%	-0.7%
Psychology (MA)	2.6%	9.1%	6.5%
Communication (MA)	3.1%	6.1%	3.0%
Nurse Practitioner (MSN)	9.8%	6.1%	-3.7%
Sociology (MA)	1.5%	6.1%	4.6%
Applied Mathematics (MS)	0.5%	3.0%	2.5%
Basic Science (MS)	0.5%	3.0%	2.5%
Electrical Engineering (MS)	1.5%	3.0%	1.5%
Special Education (MA)	5.2%	3.0%	-2.2%
Applied Geography (MA)	1.0%	0.0%	-1.0%
Computer Science (PhD)	0.0%	0.0%	0.0%
Electrical Engineering (PhD)	0.0%	0.0%	0.0%
Engineering (MS)	1.5%	0.0%	-1.5%
History (MA)	2.6%	0.0%	-2.6%
Mechanical Engineering (MS)	1.5%	0.0%	-1.5%
Graduate School of Public Affairs (MPA)	2.1%	0.0%	-2.1%
8. In which school/college were you enrolled as a graduate student?			
1 - Business	28.0%	30.0%	2.0%

2 - Education		34.7%	25.0%	-9.7%
3 - Engineering & Applied Science		8.0%	12.5%	4.5%
4 - Letters, Arts, & Sciences		14.2%	22.5%	8.3%
5 - Nursing		10.7%	5.0%	-5.7%
6 - Public Affairs		4.4%	5.0%	0.6%
8a. Did you take any of your courses on-line?				
1 - Yes		32.7%	35.0%	2.3%
2 - No		67.3%	65.0%	-2.3%
8b. If yes, estimate what percent of your course work was done online				
	N=	73	13	
	Percent <= 50%	50.9%	77.0%	26.1%
	Percent > 50%	49.2%	23.1%	-26.1%
	MEAN=	51.2%	34.1%	-17.1%
9. What was your primary purpose in obtaining a graduate degree?				
1 - To become better qualified for future employment.		32.4%	32.5%	0.1%
2 - To become better qualified for my present employment.		12.0%	7.5%	-4.5%
3 - To qualify for advancement in my field of employment.		19.1%	12.5%	-6.6%
4 - To prepare for a better job than my present employment.		6.7%	7.5%	0.8%
5 - To prepare for changing my occupation.		13.8%	15.0%	1.2%
6 - To prepare for a further graduate degree (e.g., earning a masters and a Ph.D.).		3.1%	5.0%	1.9%
7 - For self-development.		9.8%	20.0%	10.2%
8 - Other		3.1%	0.0%	-3.1%
10. Are you currently enrolled in an advanced degree (beyond your graduate degree at UCCS) or certificate program?				
1 - Yes		6.2%	5.0%	-1.2%
2 - No		93.8%	95.0%	1.2%
10a. If yes, what is the program in which you are enrolled and at what university?				
Program:	N=	13	2	
Ph.D.		53.8%	50.0%	-3.8%
Master of Business Administration (MBA)		0.0%	50.0%	50.0%
Other		23.1%	0.0%	-23.1%
Juris Doctorate (JD)		7.7%	0.0%	-7.7%
Master of Public Administration (MPA)		7.7%	0.0%	-7.7%
Master of Arts (MA)		7.7%	0.0%	-7.7%
Master of Science (MS)		0.0%	0.0%	0.0%
University:*				
PPCC		18.2%	50.0%	31.8%
Other		45.5%	50.0%	4.5%
CU-Boulder		9.1%	0.0%	-9.1%
University of Denver (DU)		9.1%	0.0%	-9.1%
Colorado State University (CSU)		9.1%	0.0%	-9.1%
CU-Denver		9.1%	0.0%	-9.1%
UCCS		0.0%	0.0%	0.0%
CTU (Colorado Technical University)		0.0%	0.0%	0.0%
*New question in 2005				
10b. If no, do you plan to pursue another advanced degree, credentials, licenses, and/or certifications within the next year?				
1 - Yes	N=	199	36	
2 - No		25.6%	33.3%	7.7%
		74.4%	66.7%	-7.7%

#### SECTION B: EMPLOYMENT

11. Upon graduation, what did you do?				
1 - Sought new employment		32.3%	42.5%	10.2%
2 - Continued current employment		55.3%	45.0%	-10.3%
3 - Attended further graduate school		2.2%	2.5%	0.3%
4 -Took Time Off		5.8%	10.0%	4.2%
5 - Other		4.4%	0.0%	-4.4%
12. What is your current employment status?				
1 - Employed full-time		85.8%	90.0%	4.2%
2 - Employed part-time		7.5%	0.0%	-7.5%
3 - Unemployed but seeking employment		3.5%	7.5%	4.0%
4 - Unemployed and not seeking employment		3.1%	2.5%	-0.6%



	N=	13	4	
12a. If unemployed, what is your current source of income?				
Spouse		38.5%	75.0%	36.5%
Savings		15.4%	25.0%	9.6%
Other		23.1%	0.0%	-23.1%
Retirement		15.4%	0.0%	-15.4%
Loans/Grants		7.7%	0.0%	-7.7%
Stipend		0.0%	0.0%	0.0%
13b*. Where is your current job located?				
1 - In Colorado Springs		46.4%	58.8%	12.4%
2 - Outside Colorado Springs, but in Colorado		19.6%	29.4%	9.8%
3 - Outside of Colorado, but in the U.S.		34.0%	5.9%	-28.1%
4 - Outside of the U.S.		0.0%	5.9%	5.9%
*New question in 2005				
14. In which sector of the economy is your primary employment?				
1 - Aerospace Industry		5.1%	5.7%	0.6%
2 - Agricultural		0.0%	0.0%	0.0%
3 - Contract Construction		2.3%	0.0%	-2.3%
4 - Education		40.9%	25.7%	-15.2%
5 - Finance		3.7%	11.4%	7.7%
6 - Government		8.8%	11.4%	2.6%
7 - Homemaker		0.9%	2.9%	2.0%
8 - Insurance -- Real Estate		0.5%	0.0%	-0.5%
9 - Manufacturing		6.5%	8.6%	2.1%
10 - Mining		0.0%	0.0%	0.0%
11 - Medical/Nursing/Allied Health		13.5%	11.4%	-2.1%
12 - Professional (Medical or Law)		0.9%	0.0%	-0.9%
13 - Public Service		2.8%	2.9%	0.1%
14 - Service		2.8%	2.9%	0.1%
15 - Transportation & Public Utilities		0.9%	0.0%	-0.9%
16 - Wholesale & Retail Trades		0.5%	0.0%	-0.5%
17 - Other (specify)		9.8%	17.1%	7.3%
14a. Are you currently employed in your chosen profession/occupation?				
1 - Yes		89.2%	88.9%	-0.3%
2 - No		10.8%	11.1%	0.3%
14b. Overall, are you satisfied with your current job?				
1 - Very Satisfied		41.7%	32.4%	-9.3%
2 - Satisfied		42.7%	50.0%	7.3%
3 - Neutral		10.9%	17.6%	6.7%
4 - Dissatisfied		3.8%	0.0%	-3.8%
5 - Very dissatisfied		0.9%	0.0%	-0.9%
15. Did you already have your current job prior to graduation?				
1 - Yes		53.0%	45.9%	-7.1%
2 - No		47.0%	54.1%	7.1%
15a. If yes, is your current job related to your field of study?				
1 - Yes		84.4%	73.7%	-10.7%
2 - No		15.6%	26.3%	10.7%
15b. If no, how many months did it take for you to find your first job related to your graduate degree after graduation?				
	MEAN=	4.68	4.73	0.1
	< 1 month	26.0%	40.0%	14.0%
	1 - 2 months	17.8%	6.7%	-11.1%
	> 2 months	56.3%	53.4%	-2.9%
16. Was it necessary for you to relocate for your first job after graduation?				
1 - Did not have to relocate		85.8%	78.4%	-7.4%
2 - Relocated within Colorado		3.8%	5.4%	1.6%
3 - Relocated to another state		9.9%	10.8%	0.9%
4 - Relocated to another country		0.5%	5.4%	4.9%
5 - N/A (e.g., already had a job in my field)		0.0%	0.0%	0.0%
17. How much previous experience did you have in your current field of employment?				
1 - Had no previous employment experience		20.0%	19.4%	-0.6%
2 - Had some previous employment experience		40.0%	41.7%	1.7%
3 - Had substantial previous employment experience		40.0%	38.9%	-1.1%

18. My job is closely related to my chosen field of study.			
1 - Strongly Disagree	2.3%	2.8%	0.5%
2 - Disagree	4.2%	0.0%	-4.2%
3 - Slightly Disagree	0.9%	0.0%	-0.9%
4 - Slightly Agree	14.0%	19.4%	5.4%
5 - Agree	24.7%	19.4%	-5.3%
6 - Strongly Agree	54.0%	58.3%	4.3%
MEAN=	5.16	5.33	0.17
19. My graduate studies at UCCS enhanced my ability to get a job.			
1 - Strongly Disagree	2.3%	2.7%	0.4%
2 - Disagree	4.2%	0.0%	-4.2%
3 - Slightly Disagree	2.8%	5.4%	2.6%
4 - Slightly Agree	10.7%	8.1%	-2.6%
5 - Agree	37.7%	43.2%	5.5%
6 - Strongly Agree	42.3%	40.5%	-1.8%
MEAN=	5.04	5.11	0.07
20. A graduate degree is required to do my job well.			
1 - Strongly Disagree	2.3%	8.1%	5.8%
2 - Disagree	11.1%	8.1%	-3.0%
3 - Slightly Disagree	6.5%	10.8%	4.3%
4 - Slightly Agree	20.4%	16.2%	-4.2%
5 - Agree	23.1%	27.0%	3.9%
6 - Strongly Agree	36.6%	29.7%	-6.9%
MEAN=	4.61	4.35	-0.26
<b>Section C: Rating My Education at UCCS</b>			
21. My UCCS graduate degree prepared me well for my chosen career.			
1 - Strongly Disagree	2.2%	0.0%	-2.2%
2 - Disagree	3.1%	2.6%	-0.5%
3 - Slightly Disagree	3.6%	7.7%	4.1%
4 - Slightly Agree	20.9%	25.6%	4.7%
5 - Agree	40.4%	46.2%	5.8%
6 - Strongly Agree	29.8%	17.9%	-11.9%
MEAN=	4.84	4.69	-0.15
22. The technical skills I learned at UCCS during my graduate studies were complete and up-to-date.			
1 - Strongly Disagree	3.2%	2.5%	-0.7%
2 - Disagree	2.7%	0.0%	-2.7%
3 - Slightly Disagree	5.9%	7.5%	1.6%
4 - Slightly Agree	17.1%	22.5%	5.4%
5 - Agree	45.9%	40.0%	-5.9%
6 - Strongly Agree	25.2%	27.5%	2.3%
MEAN=	4.76	4.80	0.04
23. I would recommend my graduate degree program to another interested person.			
1 - Strongly Disagree	1.8%	0.0%	-1.8%
2 - Disagree	1.8%	0.0%	-1.8%
3 - Slightly Disagree	4.4%	5.0%	0.6%
4 - Slightly Agree	14.2%	10.0%	-4.2%
5 - Agree	37.2%	40.0%	2.8%
6 - Strongly Agree	40.7%	45.0%	4.3%
MEAN=	5.05	5.25	0.2
24. The specific knowledge, skills, and expertise I acquired at UCCS in my graduate program have been useful in my present occupation.			
1 - Strongly Disagree	1.8%	0.0%	-1.8%
2 - Disagree	5.3%	0.0%	-5.3%
3 - Slightly Disagree	2.7%	5.1%	2.4%
4 - Slightly Agree	17.3%	20.5%	3.2%
5 - Agree	40.3%	46.2%	5.9%
6 - Strongly Agree	32.7%	28.2%	-4.5%
MEAN=	4.87	4.97	0.1
25. Overall, I am satisfied with the graduate education I received at UCCS.			
1 - Strongly Disagree	1.3%	0.0%	-1.3%
2 - Disagree	1.8%	0.0%	-1.8%
3 - Slightly Disagree	1.8%	0.0%	-1.8%
4 - Slightly Agree	12.0%	7.5%	-4.5%
5 - Agree	44.9%	47.5%	2.6%
6 - Strongly Agree	38.2%	45.0%	6.8%
MEAN=	5.12	5.38	0.26

26. In retrospect, I wish I had chosen a different graduate program of study at UCCS.			
1 - Yes	10.3%	0.0%	-10.3%
2 - No	89.7%	100.0%	10.3%
26a. If yes, what degree program do you wish you had chosen?			
	N=	20	0
Other	35.0%	0.0%	-35.0%
Business (MBA)	20.0%	0.0%	-20.0%
Not Sure	10.0%	0.0%	-10.0%
Not Offered at UCCS	5.0%	0.0%	-5.0%
Applied Mathematics	5.0%	0.0%	-5.0%
Computer Science (MS, Ph.D.)	5.0%	0.0%	-5.0%
Graduate School of Public Affairs (MPA)	5.0%	0.0%	-5.0%
Mechanical Engineering (MS)	5.0%	0.0%	-5.0%
Psychology (MA)	5.0%	0.0%	-5.0%
Sociology (MA)	5.0%	0.0%	-5.0%
26b. Do you wish you had attended a different institution?			
1 - Yes	11.3%	16.7%	5.4%
2 - No	88.7%	83.3%	-5.4%
26c. Could you have attended a different institution?			
1 - Yes	89.1%	78.8%	-10.3%
2 - No	10.9%	21.2%	10.3%
27. I sought formal graduate advisement on a regular basis (at least once a semester).			
1 - Yes	46.4%	39.5%	-6.9%
2 - No	53.6%	60.5%	6.9%
28. How would you evaluate the advising you received in your graduate program?			
0 - Never was advised	2.7%	2.5%	-0.2%
1 - Never requested or needed advisement	11.1%	25.0%	13.9%
2 - Very Poor	3.6%	2.5%	-1.1%
3 - Poor	4.0%	10.0%	6.0%
4 - Fair	21.8%	22.5%	0.7%
5 - Good	37.8%	25.0%	-12.8%
6 - Excellent	19.1%	12.5%	-6.6%
	MEAN*=	4.76	4.48
* Only includes responses 2 through 6			
29. How would you evaluate the mentoring you received in your graduate program?			
0 - Never requested or needed a mentor	19.6%	25.0%	5.4%
1 - Never had a mentor, but could have benefited from one	12.5%	5.0%	-7.5%
2 - Never had a mentor	8.9%	12.5%	3.6%
3 - Very Poor	1.3%	0.0%	-1.3%
4 - Poor	1.8%	2.5%	0.7%
5 - Fair	11.2%	12.5%	1.3%
6 - Good	25.9%	20.0%	-5.9%
7 - Excellent	18.8%	22.5%	3.7%
	MEAN*=	6.00	6.09
* Only includes responses 3 through 7			
30. Did you work directly with any faculty member on research, service, or creative projects during your time at UCCS, either in or outside of class?			
1 - Yes	40.5%	45.0%	4.5%
2 - No	59.5%	55.0%	-4.5%
3 - No, but I wanted a mentor	0.0%	0.0%	0.0%
31. How often were courses needed for your graduate program unavailable in the semester that you needed them?			
1 - Never	36.7%	32.5%	-4.2%
2 - Rarely	33.2%	30.0%	-3.2%
3 - Sometimes	26.1%	30.0%	3.9%
4 - Often	3.1%	7.5%	4.4%
5 - Always	0.9%	0.0%	-0.9%
	MEAN=	1.98	2.13

32. In your opinion, what were the advantages of going to graduate school at UCCS?

Location	12.9%	14.3%	1.4%
Convenient	11.2%	12.7%	1.5%
Faculty	13.9%	12.7%	-1.2%
Cost	5.8%	9.5%	3.7%
Class hours/schedule	8.8%	4.8%	-4.0%
Small class size	5.6%	4.8%	-0.8%
Friendly atmosphere	1.0%	3.2%	2.2%
Good cohesiveness, communication	0.2%	3.2%	3.0%
Night classes	3.6%	3.2%	-0.4%
Able to get a degree	1.0%	1.6%	0.6%
Accredited	2.4%	1.6%	-0.8%
Classes taught by PhD's, not TA's	0.5%	1.6%	1.1%
Curriculum	2.9%	1.6%	-1.3%
Diversity among students	0.2%	1.6%	1.4%
Good academic advising	0.5%	1.6%	1.1%
Good career placement, guidance	0.5%	1.6%	1.1%
Good departmental programs	3.6%	1.6%	-2.0%
Good equipment, facilities, resources	1.0%	1.6%	0.6%
Good reputation	1.2%	1.6%	0.4%
Older, mature student body	1.0%	1.6%	0.6%
Orientation to non-traditional students	3.9%	1.6%	-2.3%
Part of CU system, affiliation w/Boulder	1.0%	1.6%	0.6%
Personable/small student: teacher ratio	1.0%	1.6%	0.6%
Quality education	2.4%	1.6%	-0.8%
Small school/atmosphere	1.0%	1.6%	0.6%

33. In your opinion, what were the disadvantages of going to graduate school at UCCS?

Faculty	4.9%	10.7%	5.8%
High fees, costs	4.9%	7.1%	2.2%
Lack of internships, work experience	3.6%	7.1%	3.5%
Location	3.1%	7.1%	4.0%
Need wider selection of courses	8.0%	7.1%	-0.9%
Parking	10.2%	7.1%	-3.1%
School is too small	1.8%	7.1%	5.3%
Availability of faculty	1.3%	3.6%	2.3%
Class hours/schedule	4.0%	3.6%	-0.4%
Curriculum	3.6%	3.6%	0.0%
Inadequate library resources	2.2%	3.6%	1.4%
Lack of diversity among instructors	0.4%	3.6%	3.2%
Need more graduate programs	2.2%	3.6%	1.4%
Out-dated equipment/ technology, lack of	2.7%	3.6%	0.9%
Poor student/customer services	0.4%	3.6%	3.2%
School lacks a big name	7.1%	3.6%	-3.5%
Too many unnecessary requirements	0.7%	3.6%	2.9%

34\*. What one piece of advice would you give students just starting a graduate program at UCCS?

Be prepared / work hard	17.1%	23.1%	6.0%
Build relationship with faculty / mentor	16.1%	10.3%	-5.8%
Seek advice	3.9%	10.3%	6.4%
Plan course of study early / take classes in order / take summer classes	6.3%	10.3%	4.0%
Choose program carefully	14.6%	10.3%	-4.3%
Develop business / networking relationships	2.0%	7.7%	5.7%
Enjoy yourself	3.4%	5.4%	2.0%
Advocate for yourself	6.3%	5.1%	-1.2%
Start thesis ASAP	1.0%	5.1%	4.1%
Be sure that this is what you want	2.0%	2.6%	0.6%
Enroll full time	3.9%	2.6%	-1.3%
Seek out students with similar interests	0.5%	2.6%	2.1%
Don't give up / challenge yourself / stay committed / focus	10.2%	0.0%	-10.2%
Choose on-campus courses rather than on-line courses	1.5%	0.0%	-1.5%
Get involved in research / practical experience	2.0%	0.0%	-2.0%

\* New question in 2005

35. Where did you first hear about your graduate program at UCCS?

1 - I was a UCCS student at the time	13.5%	33.3%	19.8%
2 - Professional publication	3.6%	0.0%	-3.6%
3 - Brochure	3.2%	2.6%	-0.6%
4 - Web site	23.4%	25.6%	2.2%
5 - Word of mouth	36.5%	20.5%	-16.0%
6- Other	19.8%	17.9%	-1.9%

35a. To what degree did you find the UCCS website helpful?	N=	218	40	
1 - Not helpful		0.9%	0.0%	-0.9%
2-		4.1%	2.5%	-1.6%
3 - Somewhat helpful		28.0%	30.0%	2.0%
4-		41.7%	30.0%	-11.7%
5 - Very helpful		25.2%	37.5%	12.3%
<b>Section D. Demographics</b>				
36. Your gender is:				
1 - Male		41.2%	30.0%	-11.2%
2 - Female		58.8%	70.0%	11.2%
37. Your primary ethnic group is?				
1 - White / Anglo / Caucasian		100.0%	0.0%	-100.0%
2 - African American or black		0.0%	15.0%	15.0%
3 - Mexican American, Chicano/a, Latino/a, or Hispanic		0.0%	37.5%	37.5%
4 - Native American / Alaskan Native / Aleut		0.0%	17.5%	17.5%
5 - Asian American / Asian / Pacific Islander		0.0%	30.0%	30.0%
6 - Other		0.0%	0.0%	0.0%
38. Your year of birth is:	MEAN=	1966.64	1968.95	2.31
	RANGE	1940-1981	1949-1980	
39. Your marital status is:				
1 - Single, Never Married		15.1%	17.5%	2.4%
2 - Married		69.8%	70.0%	0.2%
3 - Separated		0.4%	0.0%	-0.4%
4 - Divorced		12.9%	10.0%	-2.9%
5- Widowed		0.4%	2.5%	2.1%
6 - Other		1.3%	0.0%	-1.3%
40. How many dependants are in your household?				
0		37.6%	48.7%	11.1%
1		18.6%	23.1%	4.5%
2		24.3%	20.5%	-3.8%
3		9.7%	2.6%	-7.1%
4		5.3%	5.1%	-0.2%
5-7		4.4%	0.0%	-4.4%
	MEAN=	1.42	0.92	-0.50
41. Your total personal annual salary (before deductions) in the year following your graduation was:				
1 - Less than \$9,999		3.6%	0.0%	-3.6%
2 - \$10,000 - \$19,999		2.3%	5.1%	2.8%
3 - \$20,000 - \$29,999		7.7%	2.6%	-5.1%
4 - \$30,000 - \$39,999		27.9%	25.6%	-2.3%
5 - \$40,000 - \$54,999		18.5%	23.1%	4.6%
6 - \$55,000 - \$79,999		21.6%	23.1%	1.5%
7 - \$80,000 - \$99,999		9.0%	17.9%	8.9%
8 - \$100,000 - \$109,999		2.7%	0.0%	-2.7%
9 - \$110,000 or more		6.8%	2.6%	-4.2%
	MEAN=	5.11	5.23	0.12