

Alumni Survey Results

UCCS Alumni Survey

July 27th 2018, 4:15 pm MDT

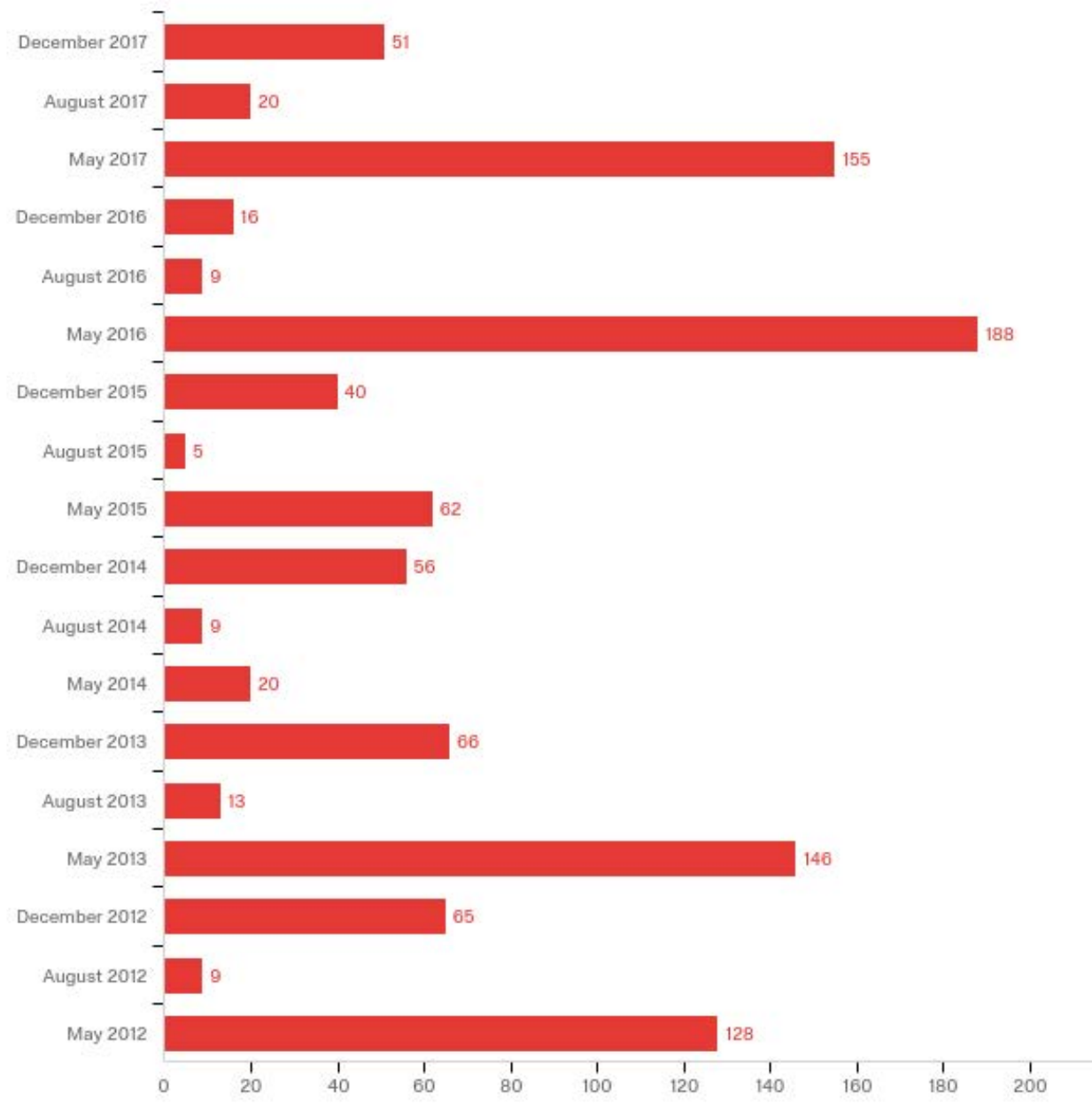
This survey is administered twice per year six months after the winter ceremony and six months after the spring ceremony to students in the graduating class. Students from prior graduating classes are not re-surveyed. For customized, cross-tabulated, or further analyses, please contact the Institutional Research Office.

Contents

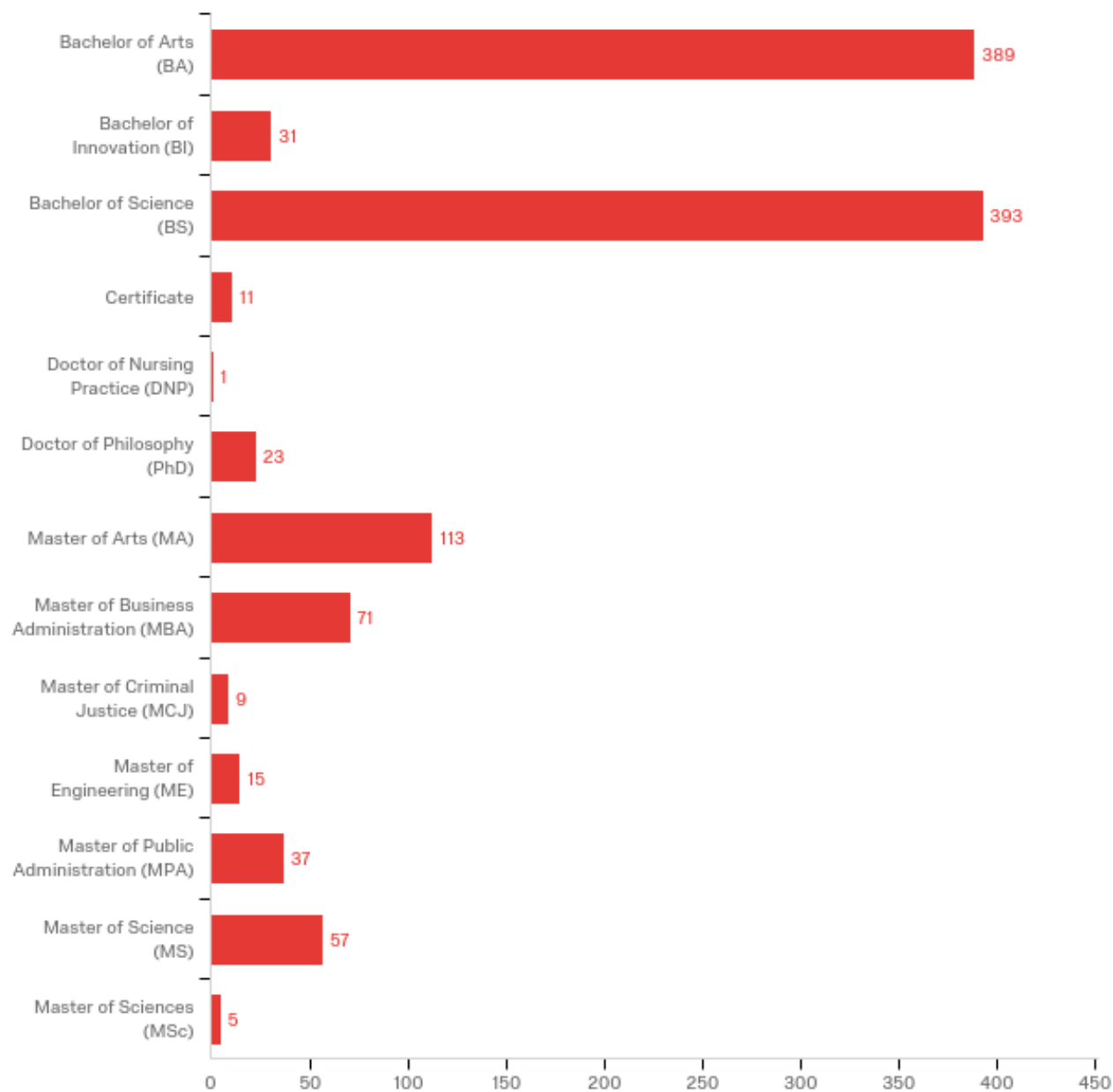
When did you graduate from UCCS?	3
What degree or degrees did you most recently earn?	4
Which certificate program(s) did you complete?	5
Please select your primary college of enrollment.	7
What was your primary major?	8
If you majored in Health Sciences, please select your area of emphasis.	9
During your studies as a student at UCCS, were you enrolled full-time?	11
Did you work off campus while enrolled at UCCS?	12
What is your current status?	13
Where are you enrolled and in which program?	14
What is your current occupation?	15
Is your job related to your UCCS major?	16
What is your current annual salary ?	17
Please estimate what you think your salary might be had you not graduated from UCCS.	19
In which sector of the economy are you employed?	21
Where do you live?	23
How would you rate UCCS in the following areas?	24
Please rate your level of agreement with the following statements:	25
How would you rate the overall quality of your education at UCCS, in the following areas?	27
Please rate the quality of services you feel you received while attending UCCS.	29
In your opinion, what was the single most important advantage of attending UCCS?	32
In your opinion, what was the single most important disadvantage of attending UCCS?	33
Approximately how many faculty members took an interest in your educational and career goals?	34
Who was your favorite professor/instructor?	35
What was your most memorable experience on campus at UCCS?	36
What one piece of advice would you give to a new student attending UCCS?	37

Are you affiliated with the military?	38
Were you a Colorado resident when you enrolled at UCCS?	39
Were you a first-generation student?	40
Please mark the highest level of education achieved by your parent(s) when you enrolled at UCCS.....	41
How many dependents (children or elderly persons) did you care for.....	42
What would you have done had you not attended UCCS?	43
If you plan on attending graduate school, have you applied?	44
Looking back, why did you choose to attend UCCS?	45

When did you graduate from UCCS?



What degree or degrees did you most recently earn? Please check all that apply.

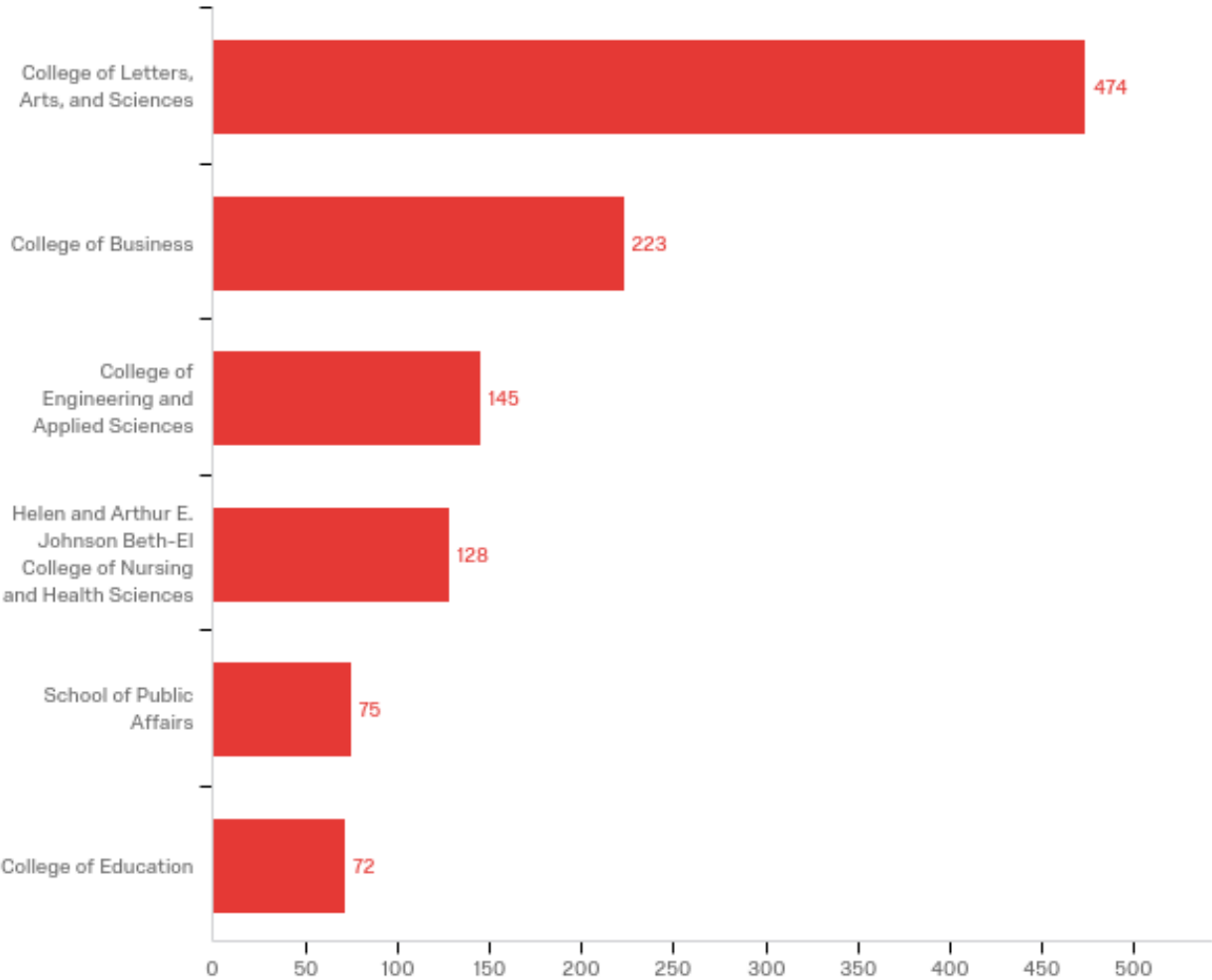


Which certificate program(s) did you complete?

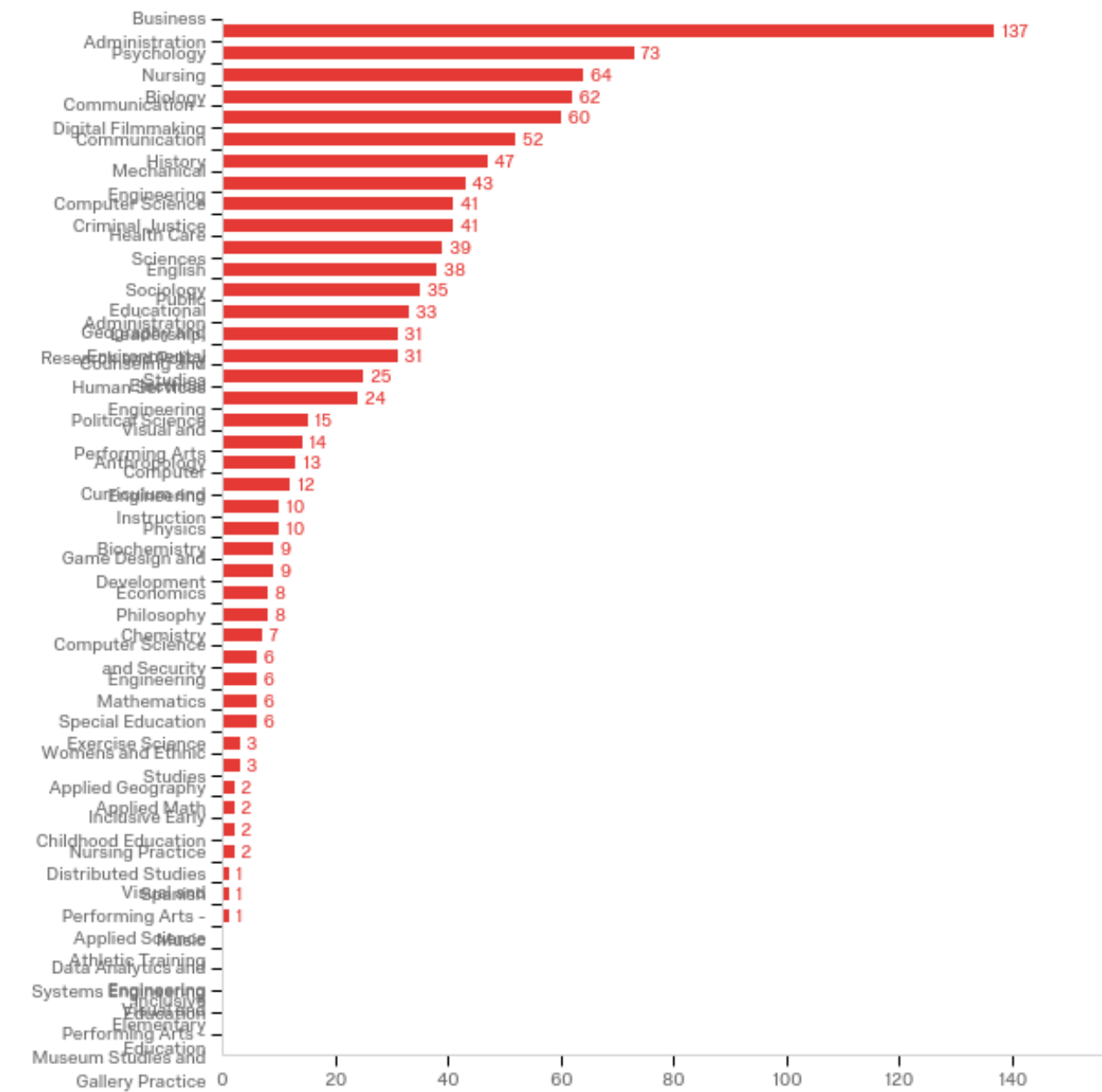
#	Answer	%	Count
1	Accounting	16.67%	1
5	Criminal Justice	16.67%	1
6	Disaster Public Health	0.00%	0
9	Finance	0.00%	0
10	Forensic Nursing	0.00%	0
19	Grant Writing & Program Evaluation	0.00%	0
11	Health Care Administration (Business)	0.00%	0
13	Homeland Security & Emergency Management	33.33%	2
14	Innovation Management	0.00%	0
15	Instructional Technology	0.00%	0
16	International Business	0.00%	0
12	Local Government Management	16.67%	1
17	Management	0.00%	0
18	Marketing	0.00%	0
20	Medical Laboratory Science	0.00%	0
28	National Security Intelligence	0.00%	0
21	Nonprofit Fund Development	0.00%	0
22	Nonprofit Management	0.00%	0
25	Nursing Education	0.00%	0
23	Operations Management	0.00%	0
24	Post Masters Nurse Practitioner	0.00%	0
32	Post Masters Psychiatric Mental Health Nurse Practitioner	0.00%	0
8	Primary Care Adult/Gero Nurse Practitioner	0.00%	0
33	Primary Care Family Nurse Practitioner	0.00%	0
26	Project Management	0.00%	0
27	Public Management	0.00%	0
29	Service Management	0.00%	0

31	Teaching English as Second Language	16.67%	1
	Total	100%	6

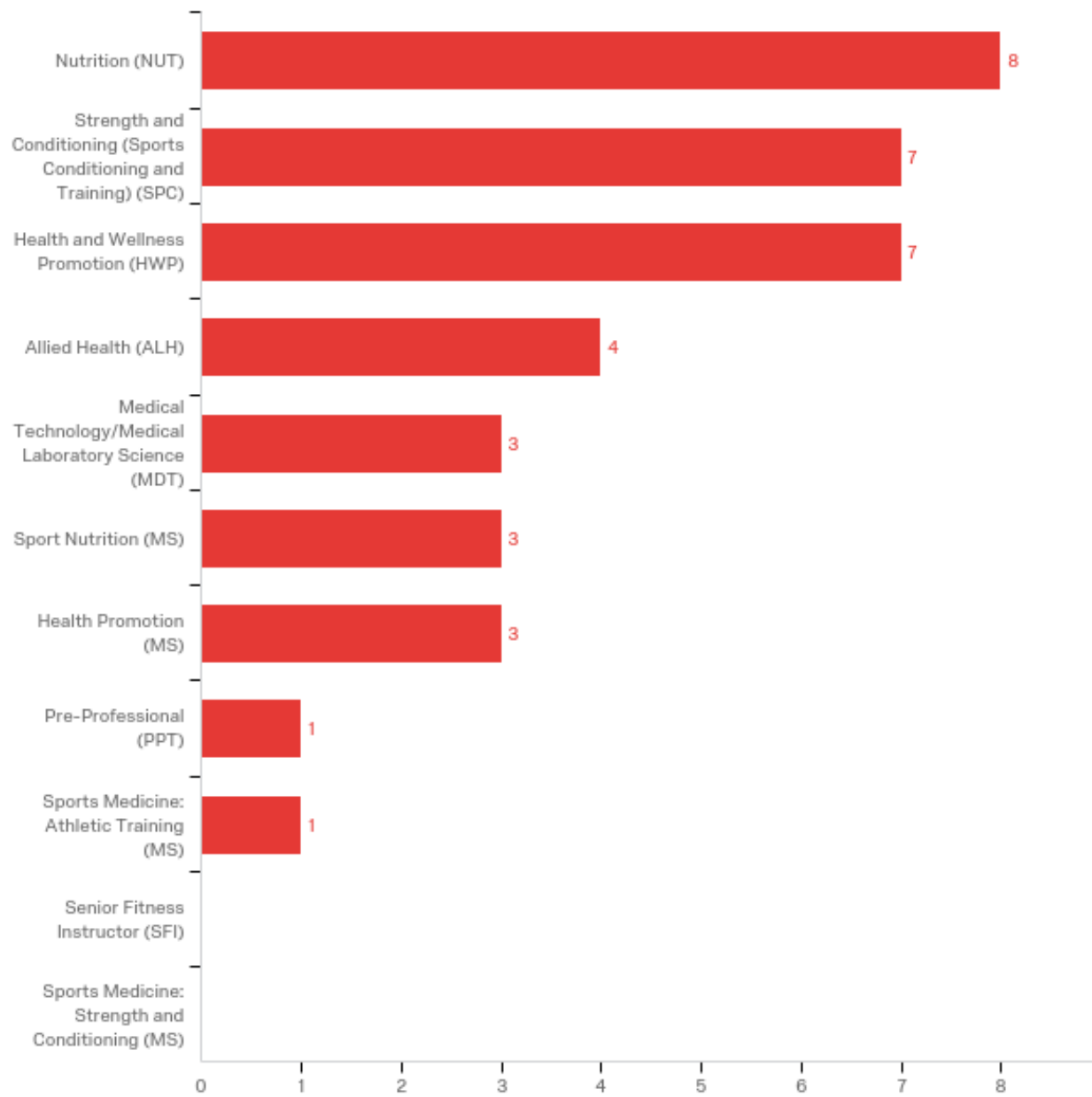
Please select your primary college of enrollment.



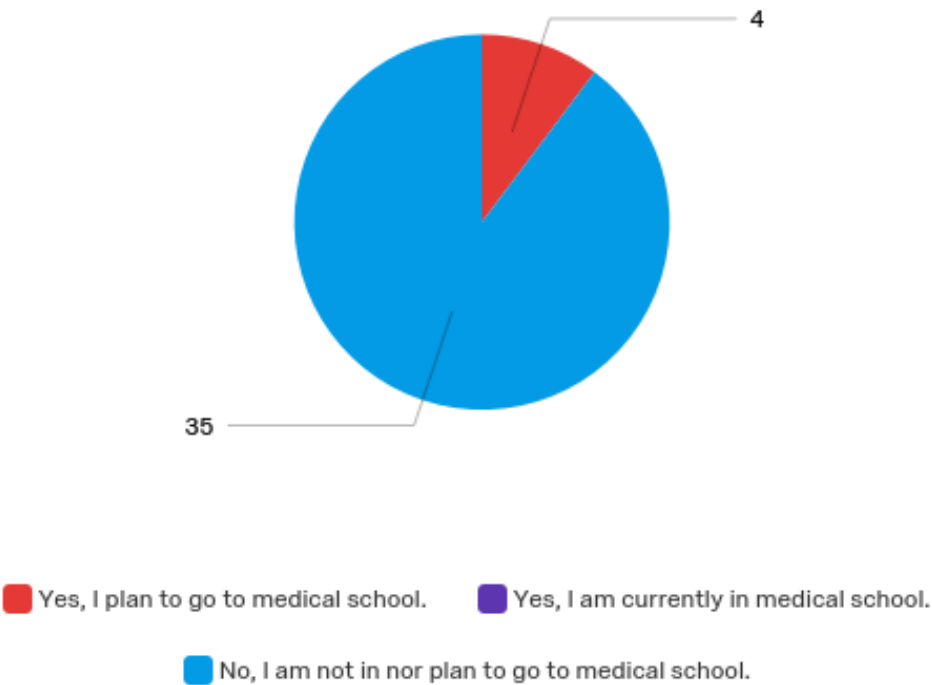
What was your primary major?



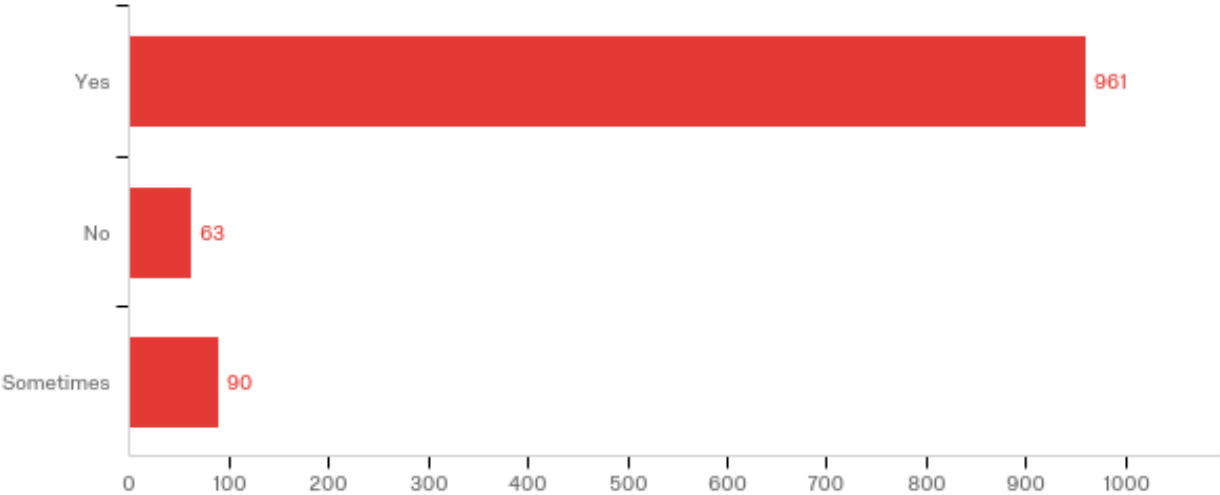
If you majored in Health Sciences, please select your area of emphasis.



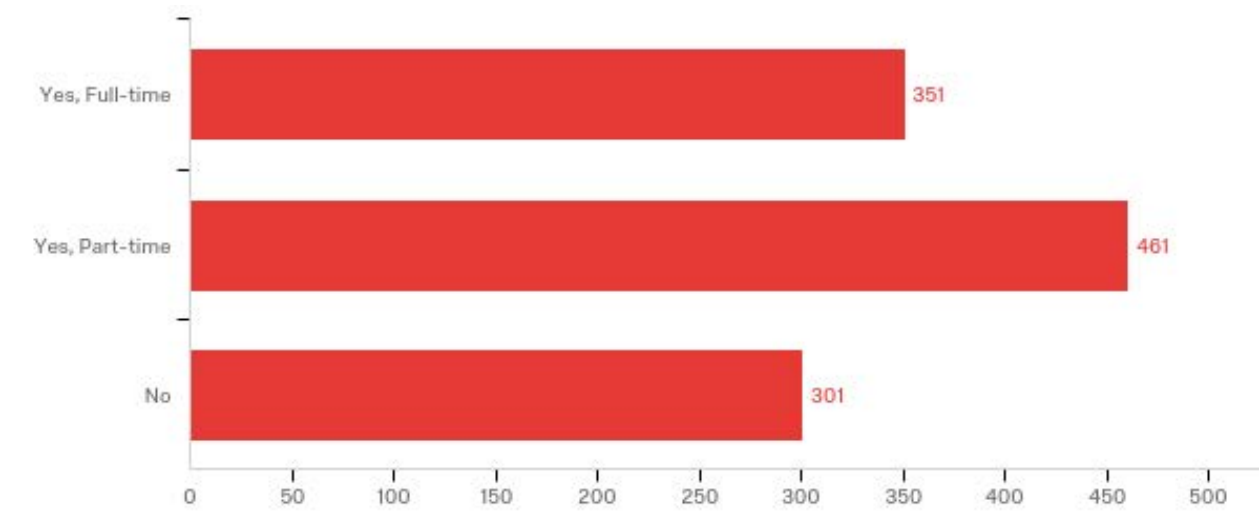
After completing your program within Nursing or Health Sciences, have you or do you plan to go to medical school?



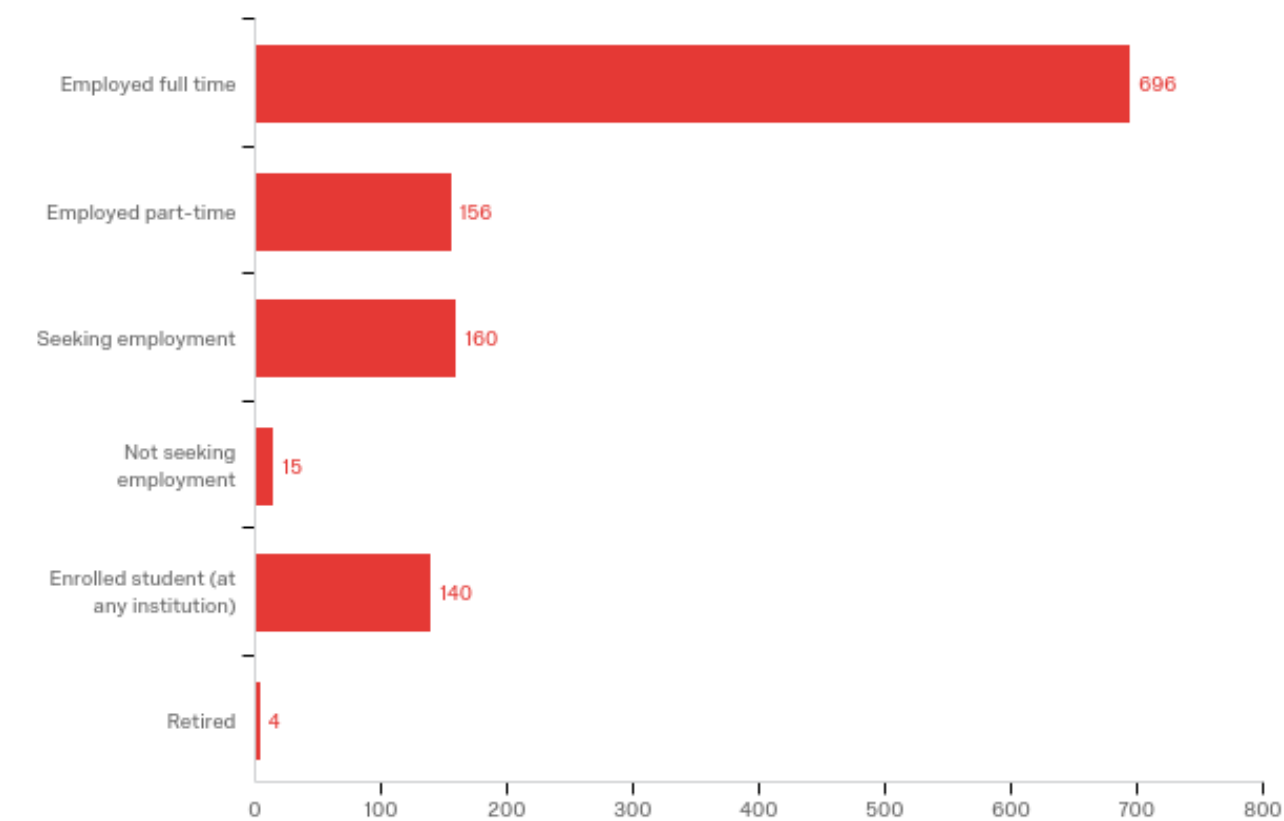
During your studies as a student at UCCS, were you enrolled full-time?



Did you work off campus while enrolled at UCCS?



What is your current status?



#	Answer	%	Count
31	Employed full time	59.44%	696
32	Employed part-time	13.32%	156
33	Seeking employment	13.66%	160
34	Not seeking employment	1.28%	15
35	Enrolled student (at any institution)	11.96%	140
36	Retired	0.34%	4
	Total	100%	1171

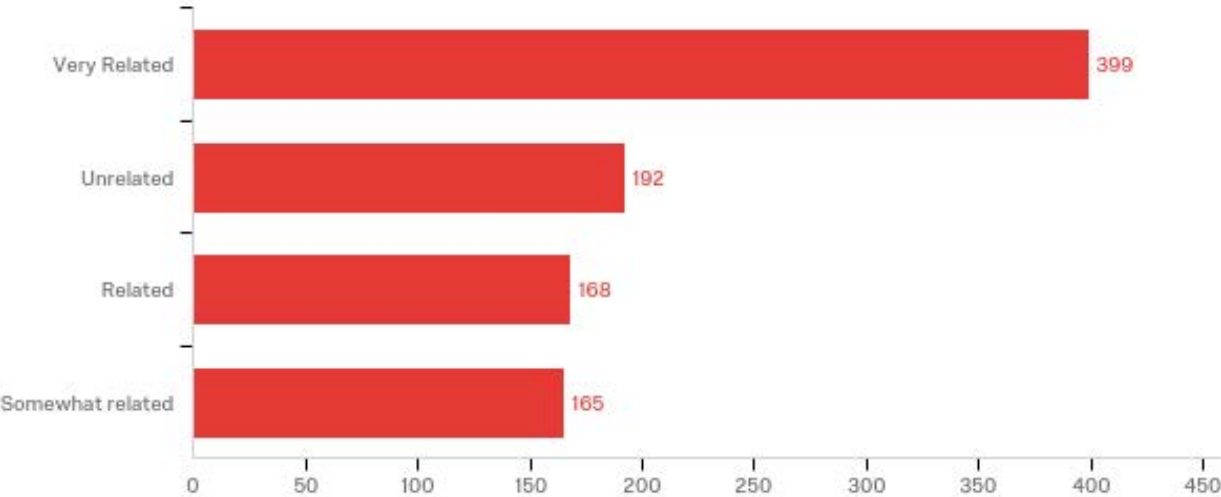
Where are you enrolled and in which program?



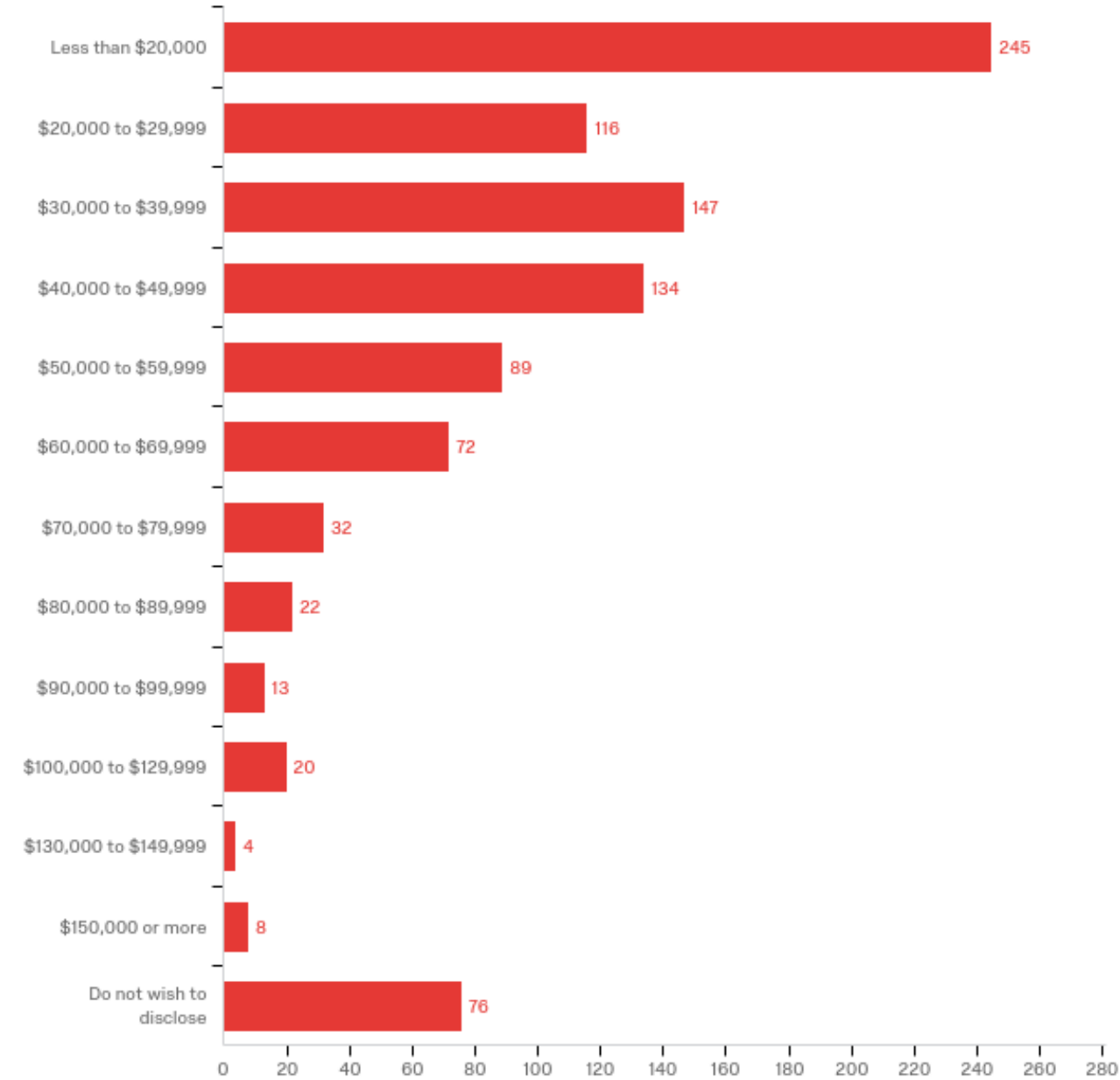
What is your current occupation?



Is your job related to your UCCS major?



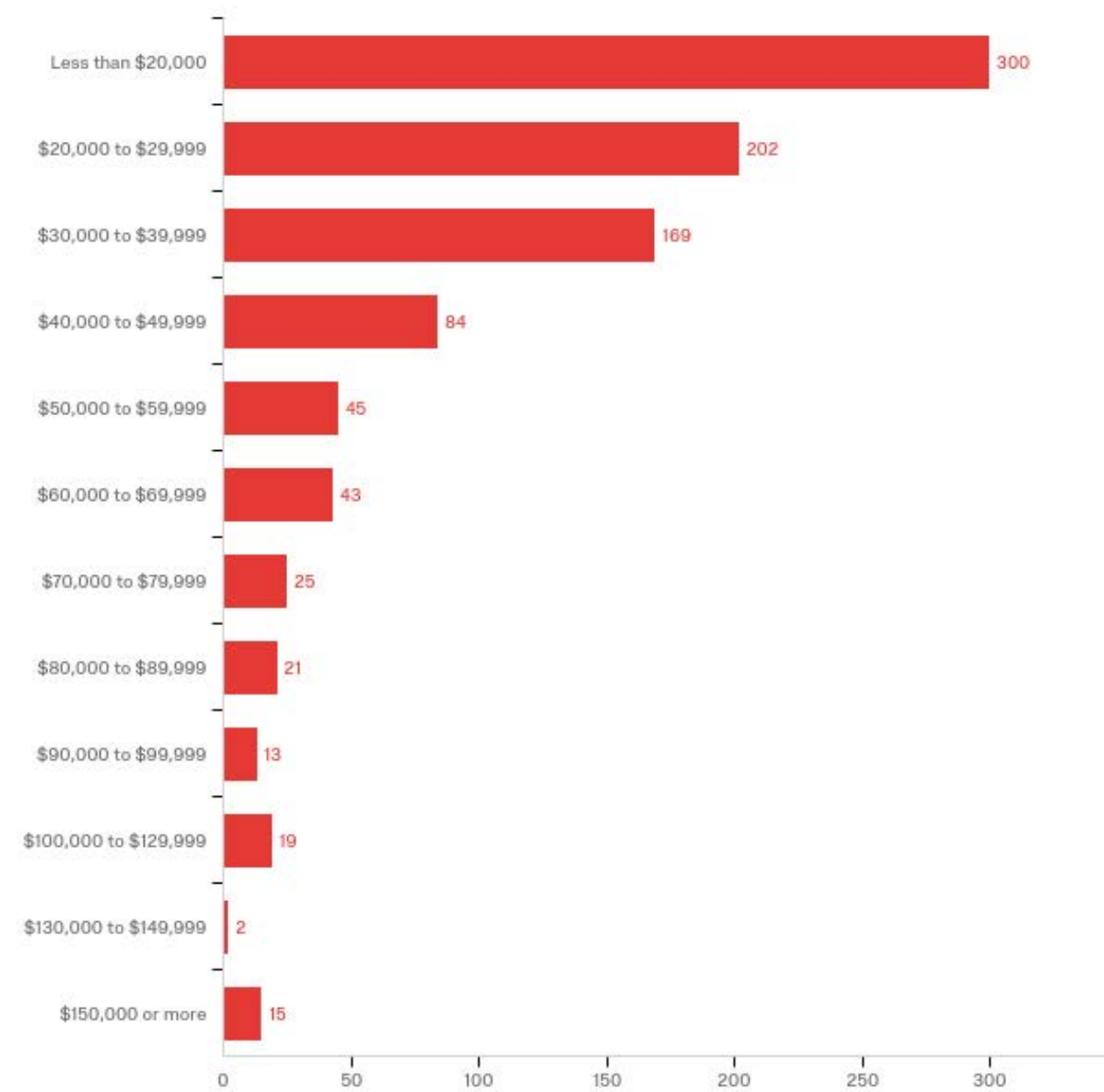
What is your current annual salary ?



#	Answer	%	Count
1	Less than \$20,000	25.05%	245
2	\$20,000 to \$29,999	11.86%	116
3	\$30,000 to \$39,999	15.03%	147
4	\$40,000 to \$49,999	13.70%	134
5	\$50,000 to \$59,999	9.10%	89
6	\$60,000 to \$69,999	7.36%	72

7	\$70,000 to \$79,999	3.27%	32
8	\$80,000 to \$89,999	2.25%	22
9	\$90,000 to \$99,999	1.33%	13
10	\$100,000 to \$129,999	2.04%	20
11	\$130,000 to \$149,999	0.41%	4
12	\$150,000 or more	0.82%	8
13	Do not wish to disclose	7.77%	76
	Total	100%	978

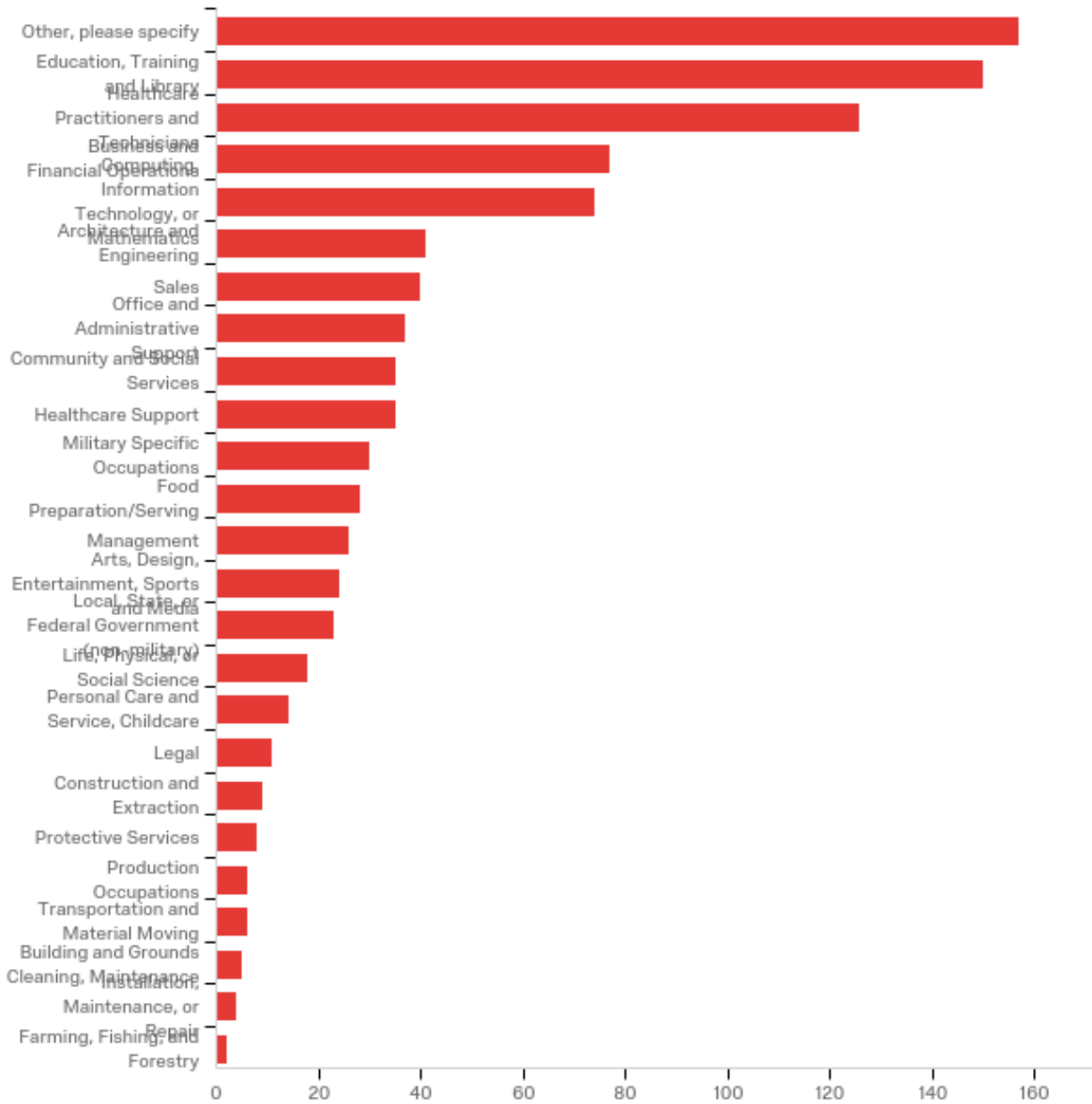
Please estimate what you think your salary might be had you not graduated from UCCS.



#	Answer	%	Count
1	Less than \$20,000	31.98%	300
2	\$20,000 to \$29,999	21.54%	202
3	\$30,000 to \$39,999	18.02%	169
4	\$40,000 to \$49,999	8.96%	84
5	\$50,000 to \$59,999	4.80%	45

6	\$60,000 to \$69,999	4.58%	43
7	\$70,000 to \$79,999	2.67%	25
8	\$80,000 to \$89,999	2.24%	21
9	\$90,000 to \$99,999	1.39%	13
10	\$100,000 to \$129,999	2.03%	19
11	\$130,000 to \$149,999	0.21%	2
12	\$150,000 or more	1.60%	15
	Total	100%	938

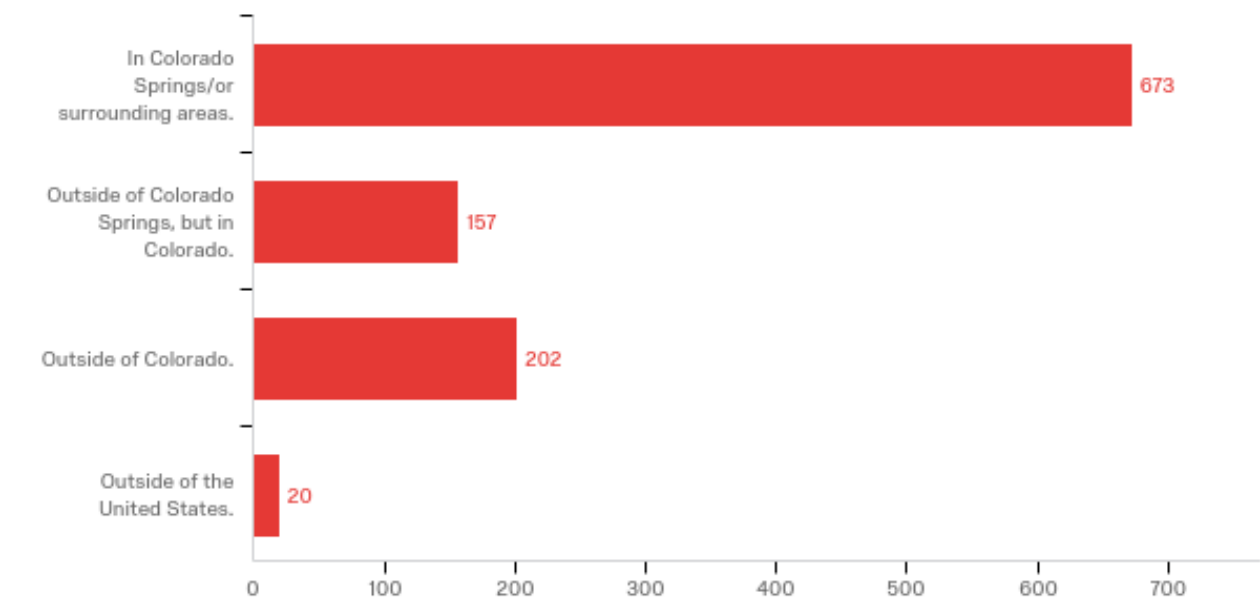
In which sector of the economy are you employed?



#	Answer	%	Count
1	Architecture and Engineering	4.16%	41
2	Arts, Design, Entertainment, Sports and Media	2.43%	24
3	Building and Grounds Cleaning, Maintenance	0.51%	5
4	Business and Financial Operations	7.81%	77
5	Community and Social Services	3.55%	35
6	Computing, Information Technology, or Mathematics	7.51%	74

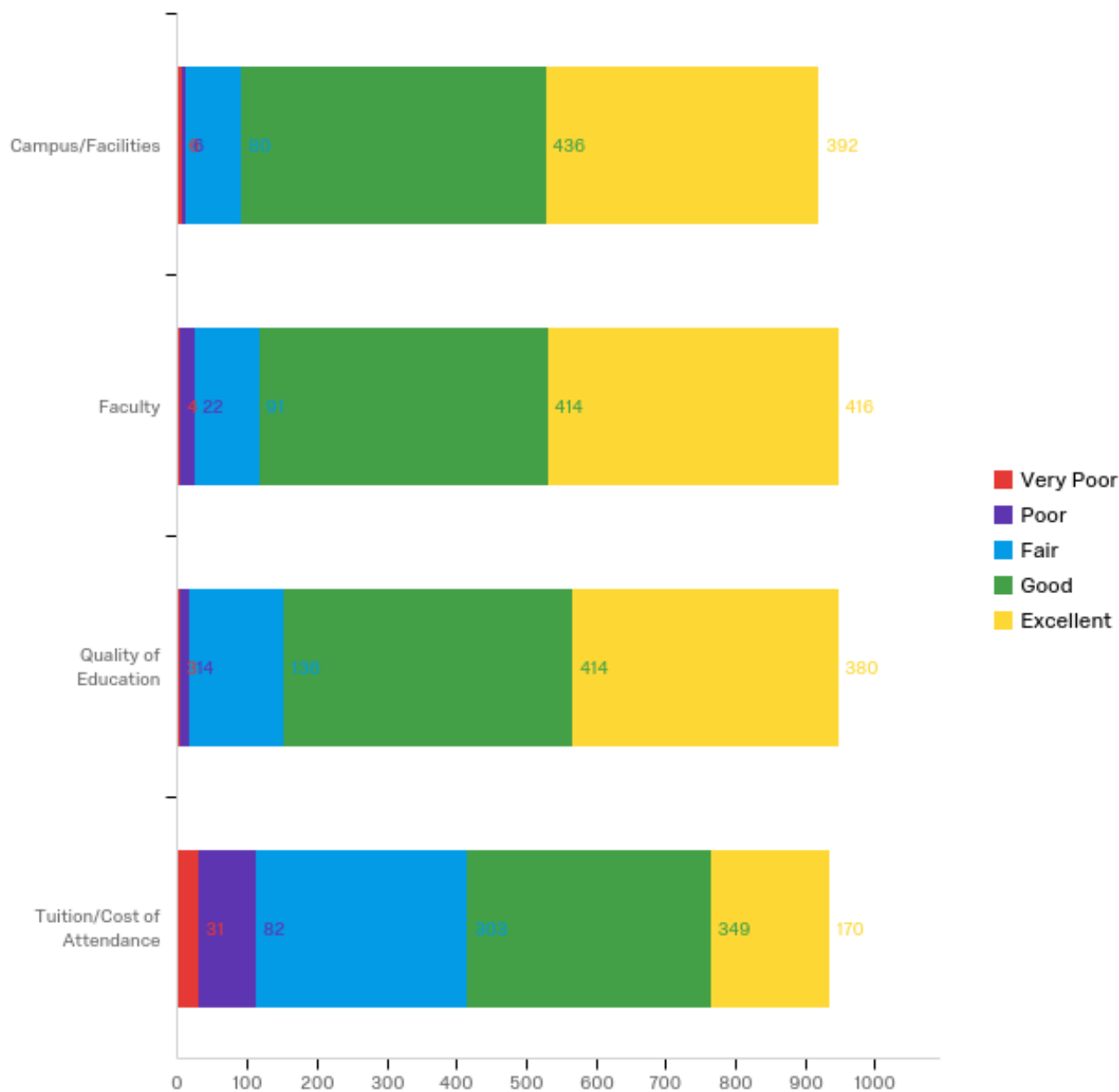
7	Construction and Extraction	0.91%	9
8	Education, Training and Library	15.21%	150
9	Farming, Fishing, and Forestry	0.20%	2
10	Food Preparation/Serving	2.84%	28
25	Local, State, or Federal Government (non-military)	2.33%	23
11	Healthcare Practitioners and Technicians	12.78%	126
12	Healthcare Support	3.55%	35
13	Installation, Maintenance, or Repair	0.41%	4
14	Legal	1.12%	11
15	Life, Physical, or Social Science	1.83%	18
16	Management	2.64%	26
17	Military Specific Occupations	3.04%	30
18	Office and Administrative Support	3.75%	37
19	Personal Care and Service, Childcare	1.42%	14
20	Production Occupations	0.61%	6
21	Protective Services	0.81%	8
22	Sales	4.06%	40
23	Transportation and Material Moving	0.61%	6
24	Other, please specify	15.92%	157
	Total	100%	986

Where do you live?



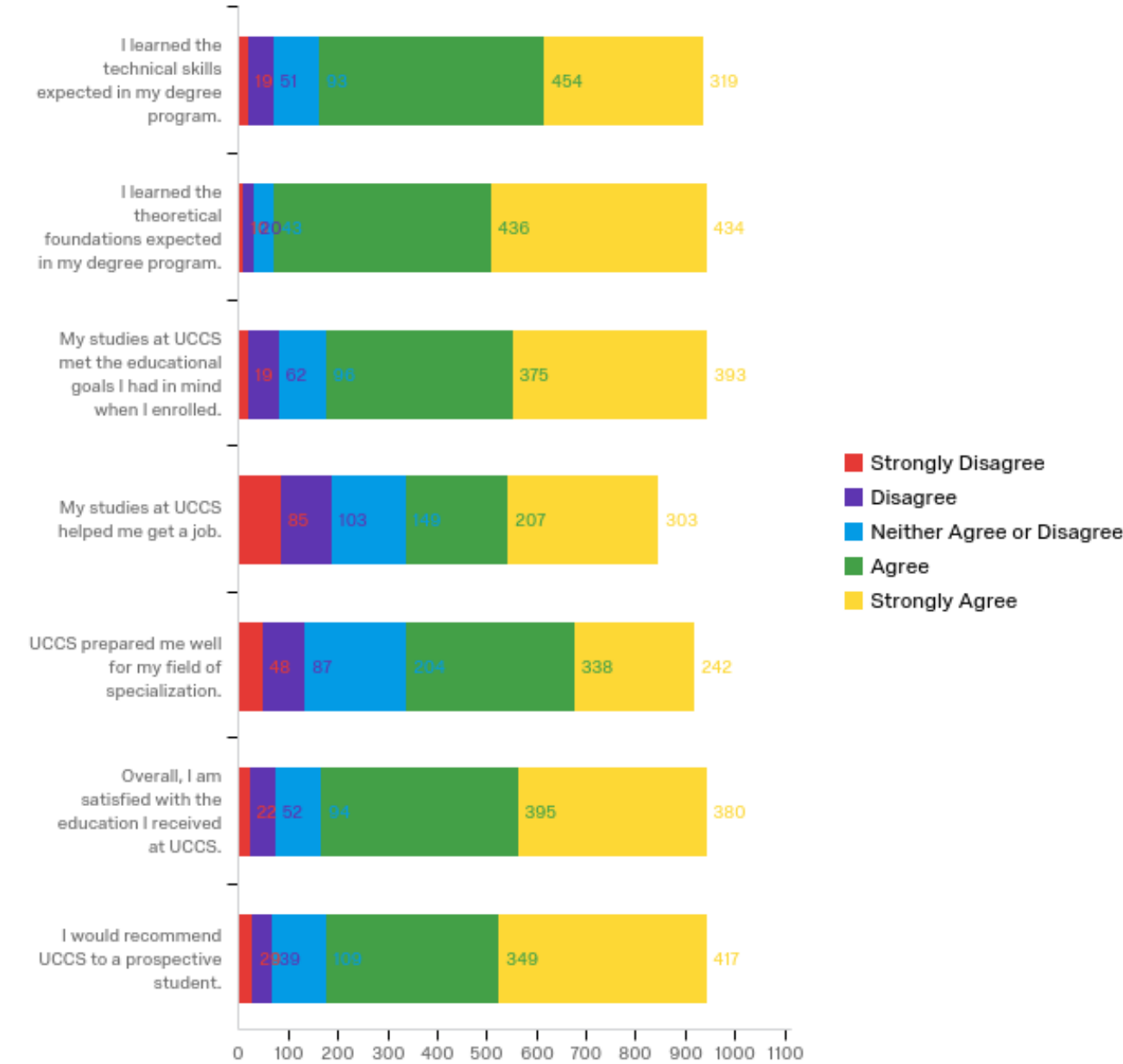
#	Answer	%	Count
1	In Colorado Springs/or surrounding areas.	63.97%	673
2	Outside of Colorado Springs, but in Colorado.	14.92%	157
3	Outside of Colorado.	19.20%	202
4	Outside of the United States.	1.90%	20
	Total	100%	1052

How would you rate UCCS in the following areas?



#	Question	Very Poor		Poor		Fair		Good		Excellent		Total
1	Campus/Facilities	0.65%	6	0.65%	6	8.70%	80	47.39%	436	42.61%	392	920
2	Faculty	0.42%	4	2.32%	22	9.61%	91	43.72%	414	43.93%	416	947
3	Quality of Education	0.32%	3	1.48%	14	14.36%	136	43.72%	414	40.13%	380	947
4	Tuition/Cost of Attendance	3.32%	31	8.77%	82	32.41%	303	37.33%	349	18.18%	170	935

Please rate your level of agreement with the following statements:

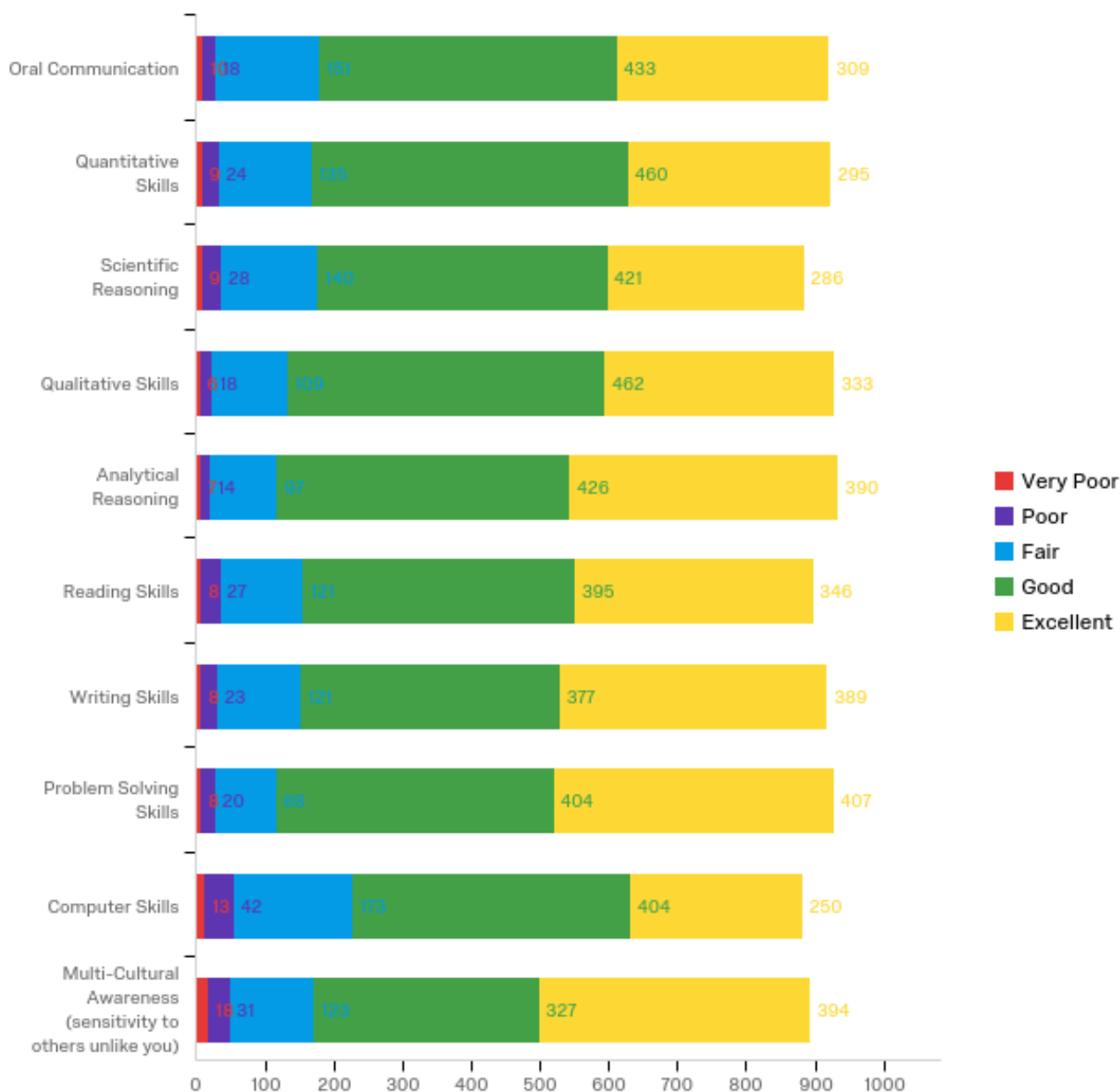


#	Question	Strongly Disagree		Disagree		Neither Agree or Disagree		Agree		Strongly Agree		Total
1	I learned the technical skills expected in my degree program.	2.03%	19	5.45%	51	9.94%	93	48.50%	454	34.08%	319	936
2	I learned the theoretical foundations expected in my degree program.	1.06%	10	2.12%	20	4.56%	43	46.24%	436	46.02%	434	943

3	My studies at UCCS met the educational goals I had in mind when I enrolled.	2.01%	19	6.56%	62	10.16%	96	39.68%	375	41.59%	393	945
4	My studies at UCCS helped me get a job.	10.04%	85	12.16%	103	17.59%	149	24.44%	207	35.77%	303	847
5	UCCS prepared me well for my field of specialization.	5.22%	48	9.47%	87	22.20%	204	36.78%	338	26.33%	242	919
6	Overall, I am satisfied with the education I received at UCCS.	2.33%	22	5.51%	52	9.97%	94	41.89%	395	40.30%	380	943
7	I would recommend UCCS to a prospective student.	3.08%	29	4.14%	39	11.56%	109	37.01%	349	44.22%	417	943

#	Field	Minimum	Maximum	Mean	Std Deviation	Variance	Count
1	I learned the technical skills expected in my degree program.	1.00	5.00	4.07	0.91	0.84	936
2	I learned the theoretical foundations expected in my degree program.	1.00	5.00	4.34	0.76	0.57	943
3	My studies at UCCS met the educational goals I had in mind when I enrolled.	1.00	5.00	4.12	0.97	0.95	945
4	My studies at UCCS helped me get a job.	1.00	5.00	3.64	1.34	1.79	847
5	UCCS prepared me well for my field of specialization.	1.00	5.00	3.70	1.11	1.24	919
6	Overall, I am satisfied with the education I received at UCCS.	1.00	5.00	4.12	0.96	0.92	943
7	I would recommend UCCS to a prospective student.	1.00	5.00	4.15	0.99	0.98	943

How would you rate the overall quality of your education at UCCS, in the following areas?

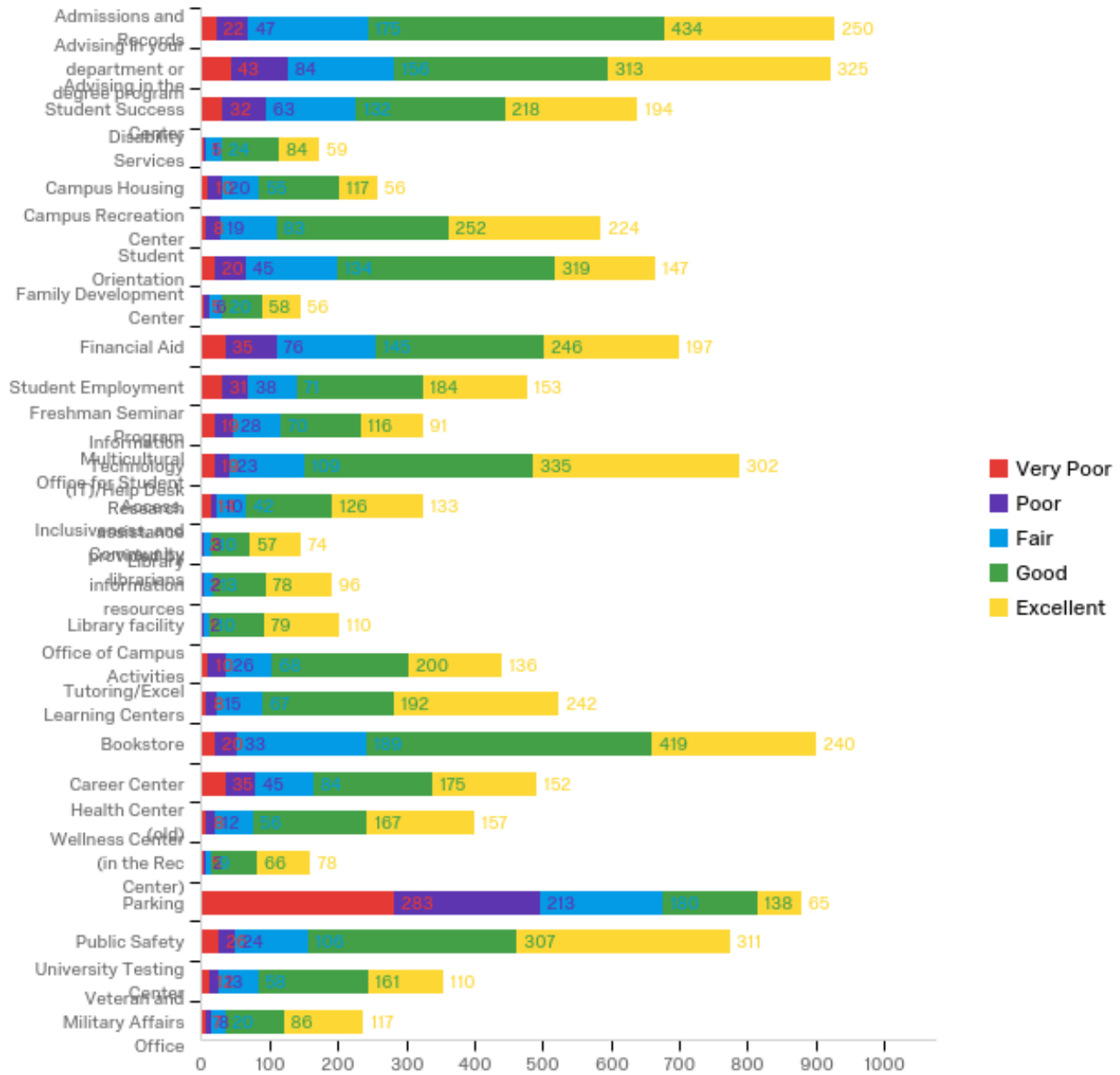


#	Field	Minimum	Maximum	Mean	Std Deviation	Variance	Count
1	Oral Communication	1.00	5.00	4.10	0.82	0.67	921
2	Quantitative Skills	1.00	5.00	4.09	0.81	0.65	923
3	Scientific Reasoning	1.00	5.00	4.07	0.83	0.70	884
4	Qualitative Skills	1.00	5.00	4.18	0.76	0.58	928
5	Analytical Reasoning	1.00	5.00	4.26	0.76	0.58	934

6	Reading Skills	1.00	5.00	4.16	0.83	0.69	897
7	Writing Skills	1.00	5.00	4.22	0.83	0.69	918
8	Problem Solving Skills	1.00	5.00	4.28	0.79	0.62	927
9	Computer Skills	1.00	5.00	3.95	0.89	0.80	882
10	Multi-Cultural Awareness (sensitivity to others unlike you)	1.00	5.00	4.17	0.93	0.87	893

#	Question	Very Poor		Poor		Fair		Good		Excellent		Total
1	Oral Communication	1.09%	10	1.95%	18	16.40%	151	47.01%	433	33.55%	309	921
2	Quantitative Skills	0.98%	9	2.60%	24	14.63%	135	49.84%	460	31.96%	295	923
3	Scientific Reasoning	1.02%	9	3.17%	28	15.84%	140	47.62%	421	32.35%	286	884
4	Qualitative Skills	0.65%	6	1.94%	18	11.75%	109	49.78%	462	35.88%	333	928
5	Analytical Reasoning	0.75%	7	1.50%	14	10.39%	97	45.61%	426	41.76%	390	934
6	Reading Skills	0.89%	8	3.01%	27	13.49%	121	44.04%	395	38.57%	346	897
7	Writing Skills	0.87%	8	2.51%	23	13.18%	121	41.07%	377	42.37%	389	918
8	Problem Solving Skills	0.86%	8	2.16%	20	9.49%	88	43.58%	404	43.91%	407	927
9	Computer Skills	1.47%	13	4.76%	42	19.61%	173	45.80%	404	28.34%	250	882
10	Multi-Cultural Awareness (sensitivity to others unlike you)	2.02%	18	3.47%	31	13.77%	123	36.62%	327	44.12%	394	893

Please rate the quality of services you feel you received while attending UCCS.



#	Field	Minimum	Maximum	Mean	Std Deviation	Variance	Count
1	Admissions and Records	1.00	5.00	3.91	0.93	0.87	928
2	Advising in your department or degree program	1.00	5.00	3.86	1.13	1.29	921
3	Advising in the Student Success Center	1.00	5.00	3.75	1.14	1.29	639
4	Disability Services	1.00	5.00	4.10	0.87	0.75	173
5	Campus Housing	1.00	5.00	3.73	1.01	1.02	258

6	Campus Recreation Center	1.00	5.00	4.13	0.87	0.76	586
7	Student Orientation	1.00	5.00	3.79	0.96	0.92	665
8	Family Development Center	1.00	5.00	4.06	1.00	1.00	145
9	Financial Aid	1.00	5.00	3.71	1.14	1.29	699
10	Student Employment	1.00	5.00	3.82	1.16	1.34	477
11	Freshman Seminar Program	1.00	5.00	3.72	1.14	1.29	324
12	Information Technology (IT)/Help Desk	1.00	5.00	4.11	0.92	0.84	788
13	Multicultural Office for Student Access, Inclusiveness, and Community	1.00	5.00	4.09	1.02	1.04	325
14	Research assistance provided by librarians	1.00	5.00	4.36	0.81	0.65	146
15	Library information resources	1.00	5.00	4.38	0.75	0.56	191
16	Library facility	1.00	5.00	4.46	0.68	0.47	202
17	Office of Campus Activities	1.00	5.00	3.97	0.95	0.90	440
18	Tutoring/Excel Learning Centers	1.00	5.00	4.23	0.89	0.79	524
19	Bookstore	1.00	5.00	3.92	0.90	0.82	901
20	Career Center	1.00	5.00	3.74	1.19	1.42	491
21	Health Center (old)	1.00	5.00	4.13	0.90	0.81	400
22	Wellness Center (in the Rec Center)	1.00	5.00	4.31	0.88	0.78	160
23	Parking	1.00	5.00	2.42	1.28	1.64	879
24	Public Safety	1.00	5.00	4.10	0.98	0.95	774
25	University Testing Center	1.00	5.00	3.97	0.96	0.93	354
26	Veteran and Military Affairs Office	1.00	5.00	4.25	0.95	0.91	238

#	Question	Very Poor		Poor		Fair		Good		Excellent		Total
1	Admissions and Records	2.37%	22	5.06%	47	18.86%	175	46.77%	434	26.94%	250	928
2	Advising in your department or degree program	4.67%	43	9.12%	84	16.94%	156	33.98%	313	35.29%	325	921
3	Advising in the Student Success Center	5.01%	32	9.86%	63	20.66%	132	34.12%	218	30.36%	194	639

4	Disability Services	2.89%	5	0.58%	1	13.87%	24	48.55%	84	34.10%	59	173
5	Campus Housing	3.88%	10	7.75%	20	21.32%	55	45.35%	117	21.71%	56	258
6	Campus Recreation Center	1.37%	8	3.24%	19	14.16%	83	43.00%	252	38.23%	224	586
7	Student Orientation	3.01%	20	6.77%	45	20.15%	134	47.97%	319	22.11%	147	665
8	Family Development Center	3.45%	5	4.14%	6	13.79%	20	40.00%	58	38.62%	56	145
9	Financial Aid	5.01%	35	10.87%	76	20.74%	145	35.19%	246	28.18%	197	699
10	Student Employment	6.50%	31	7.97%	38	14.88%	71	38.57%	184	32.08%	153	477
11	Freshman Seminar Program	5.86%	19	8.64%	28	21.60%	70	35.80%	116	28.09%	91	324
12	Information Technology (IT)/Help Desk	2.41%	19	2.92%	23	13.83%	109	42.51%	335	38.32%	302	788
13	Multicultural Office for Student Access, Inclusiveness, and Community	4.31%	14	3.08%	10	12.92%	42	38.77%	126	40.92%	133	325
28	Research assistance provided by librarians	1.37%	2	2.05%	3	6.85%	10	39.04%	57	50.68%	74	146
29	Library information resources	1.05%	2	1.05%	2	6.81%	13	40.84%	78	50.26%	96	191
40	Library facility	0.50%	1	0.99%	2	4.95%	10	39.11%	79	54.46%	110	202
14	Office of Campus Activities	2.27%	10	5.91%	26	15.45%	68	45.45%	200	30.91%	136	440
15	Tutoring/Excel Learning Centers	1.53%	8	2.86%	15	12.79%	67	36.64%	192	46.18%	242	524
16	Bookstore	2.22%	20	3.66%	33	20.98%	189	46.50%	419	26.64%	240	901
17	Career Center	7.13%	35	9.16%	45	17.11%	84	35.64%	175	30.96%	152	491
18	Health Center (old)	2.00%	8	3.00%	12	14.00%	56	41.75%	167	39.25%	157	400
23	Wellness Center (in the Rec Center)	3.13%	5	1.25%	2	5.63%	9	41.25%	66	48.75%	78	160
19	Parking	32.20%	283	24.23%	213	20.48%	180	15.70%	138	7.39%	65	879
20	Public Safety	3.36%	26	3.10%	24	13.70%	106	39.66%	307	40.18%	311	774
21	University Testing Center	3.39%	12	3.67%	13	16.38%	58	45.48%	161	31.07%	110	354
22	Veteran and Military Affairs Office	2.94%	7	3.36%	8	8.40%	20	36.13%	86	49.16%	117	238

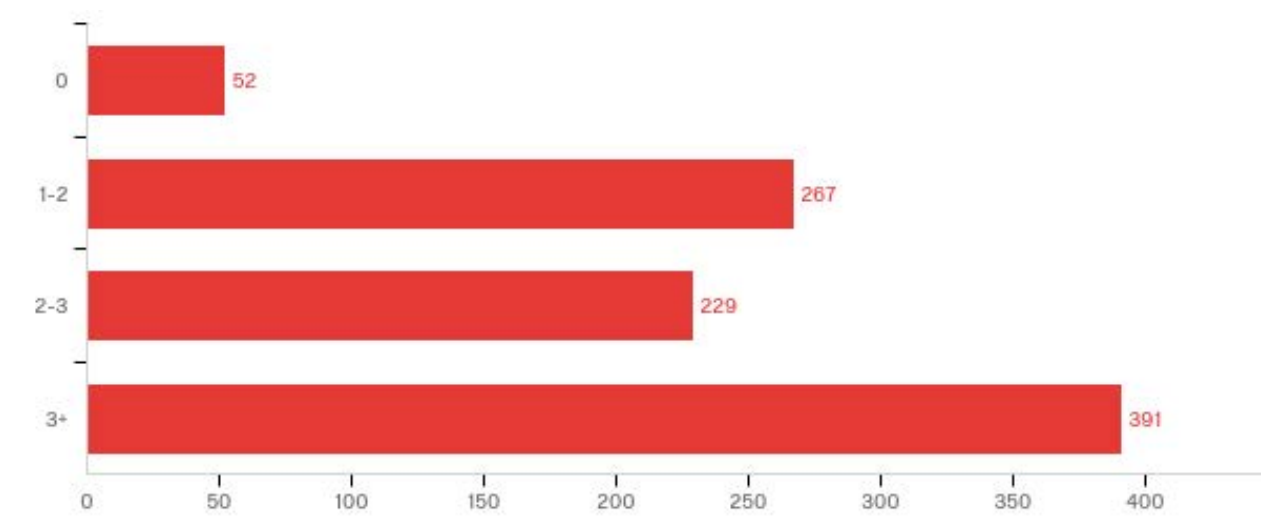
In your opinion, what was the single most important advantage of attending UCCS?



In your opinion, what was the single most important disadvantage of attending UCCS?



Approximately how many faculty members took an interest in your educational and career goals?



#	Answer	%	Count
1	0	5.54%	52
2	1-2	28.43%	267
3	2-3	24.39%	229
4	3+	41.64%	391
	Total	100%	939

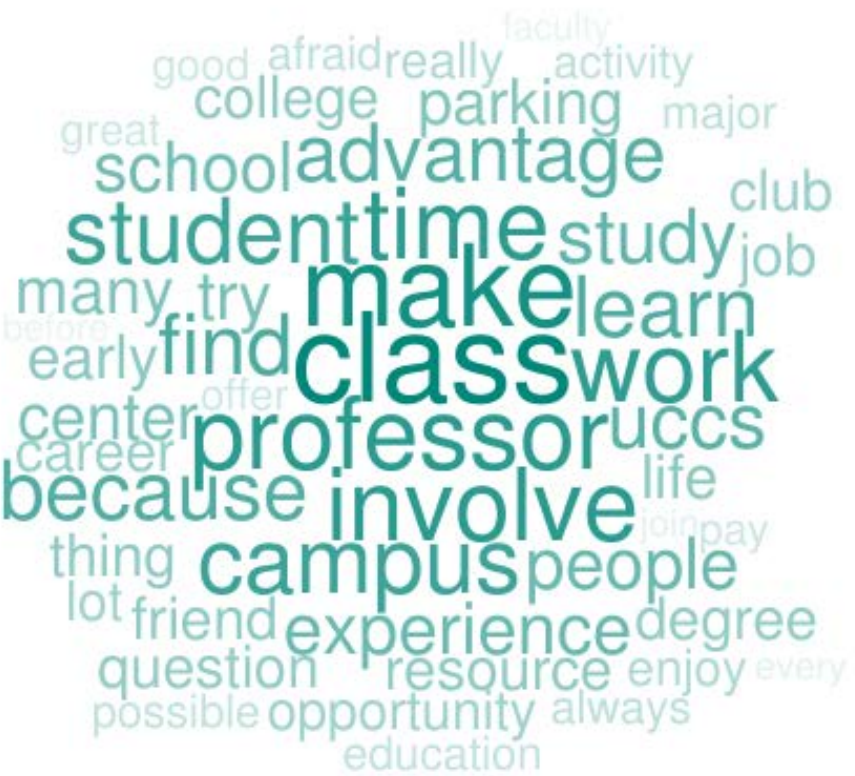
Who was your favorite professor/instructor?



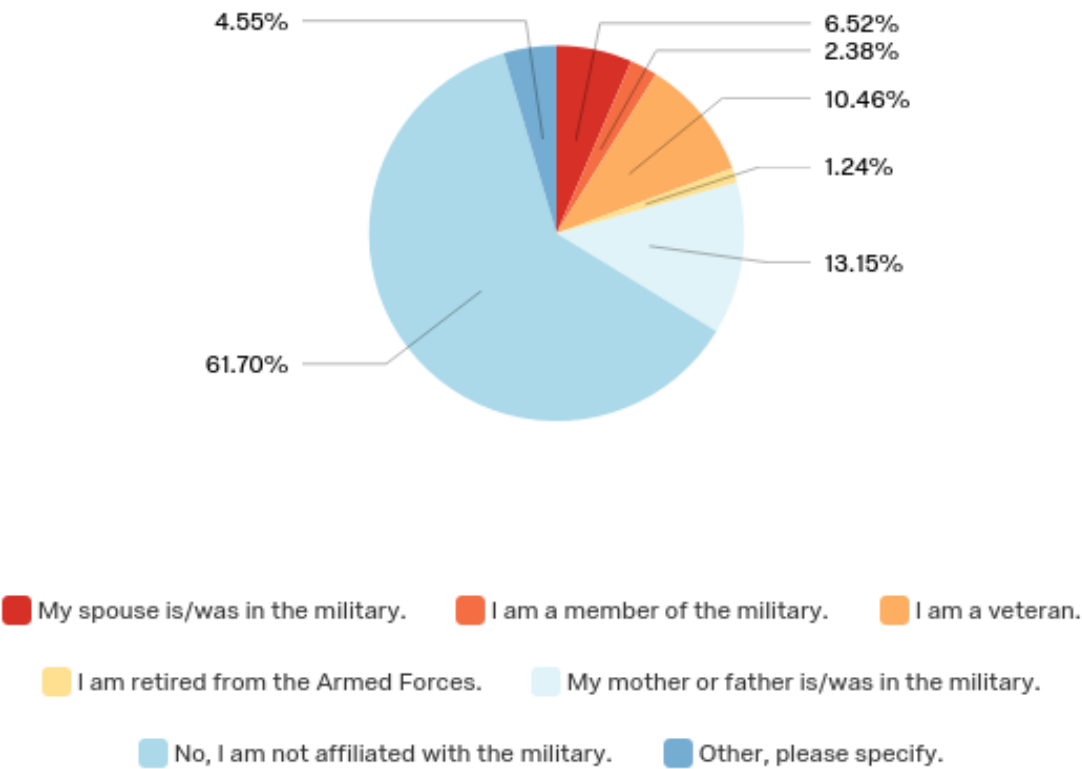
What was your most memorable experience on campus at UCCS?



What one piece of advice would you give to a new student attending UCCS?

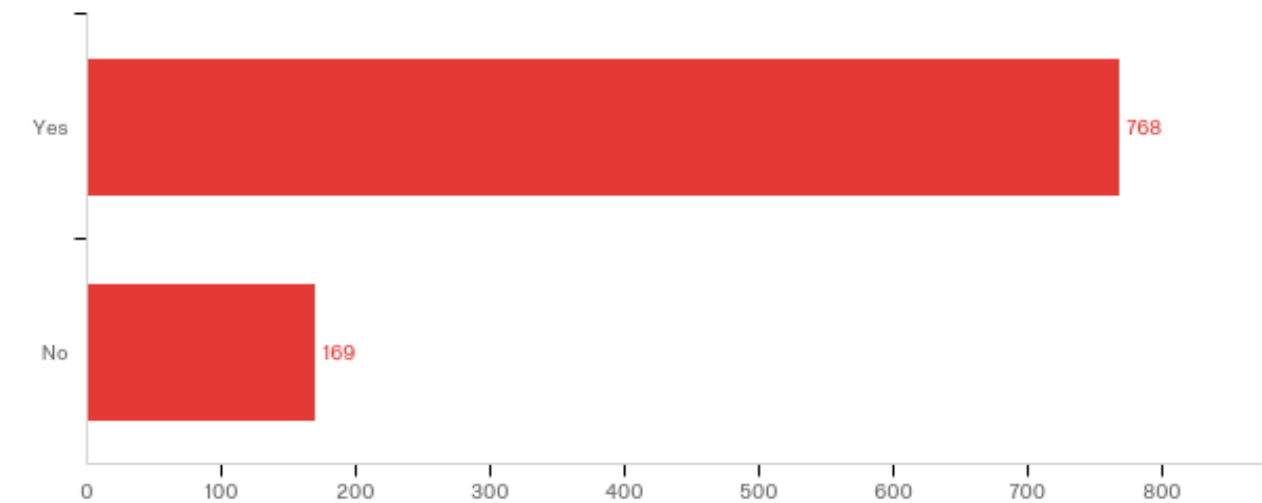


Are you affiliated with the military?

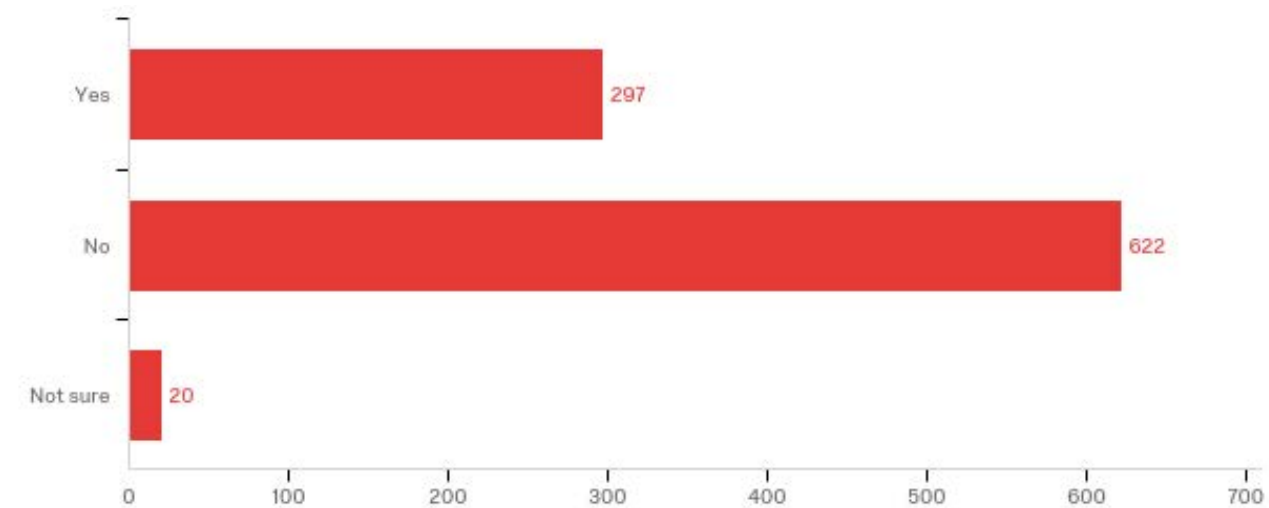


#	Answer	%	Count
1	My spouse is/was in the military.	6.52%	63
2	I am a member of the military.	2.38%	23
3	I am a veteran.	10.46%	101
7	I am retired from the Armed Forces.	1.24%	12
4	My mother or father is/was in the military.	13.15%	127
5	No, I am not affiliated with the military.	61.70%	596
6	Other, please specify.	4.55%	44
	Total	100%	966

Were you a Colorado resident when you enrolled at UCCS?

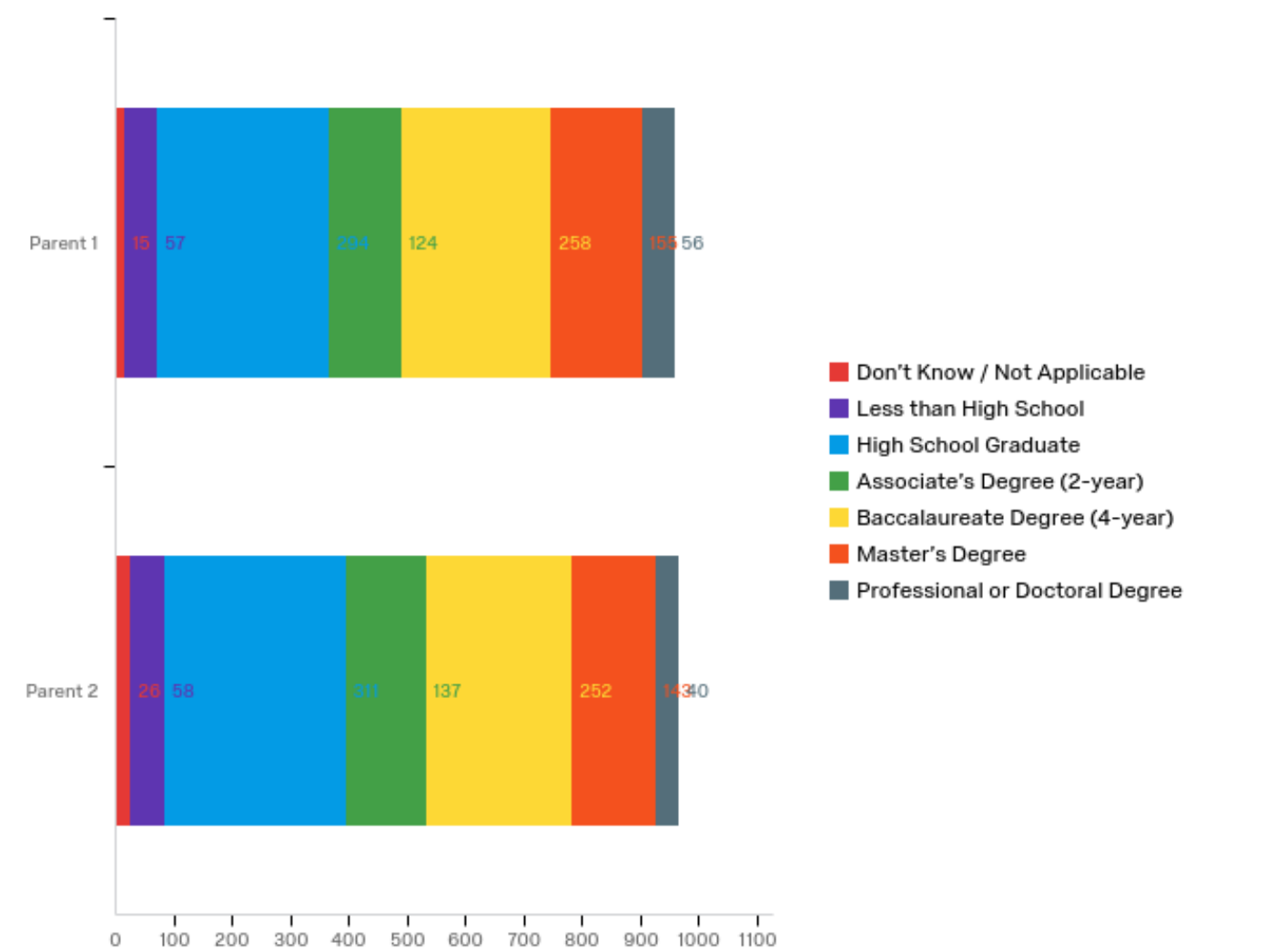


Were you a first-generation student?



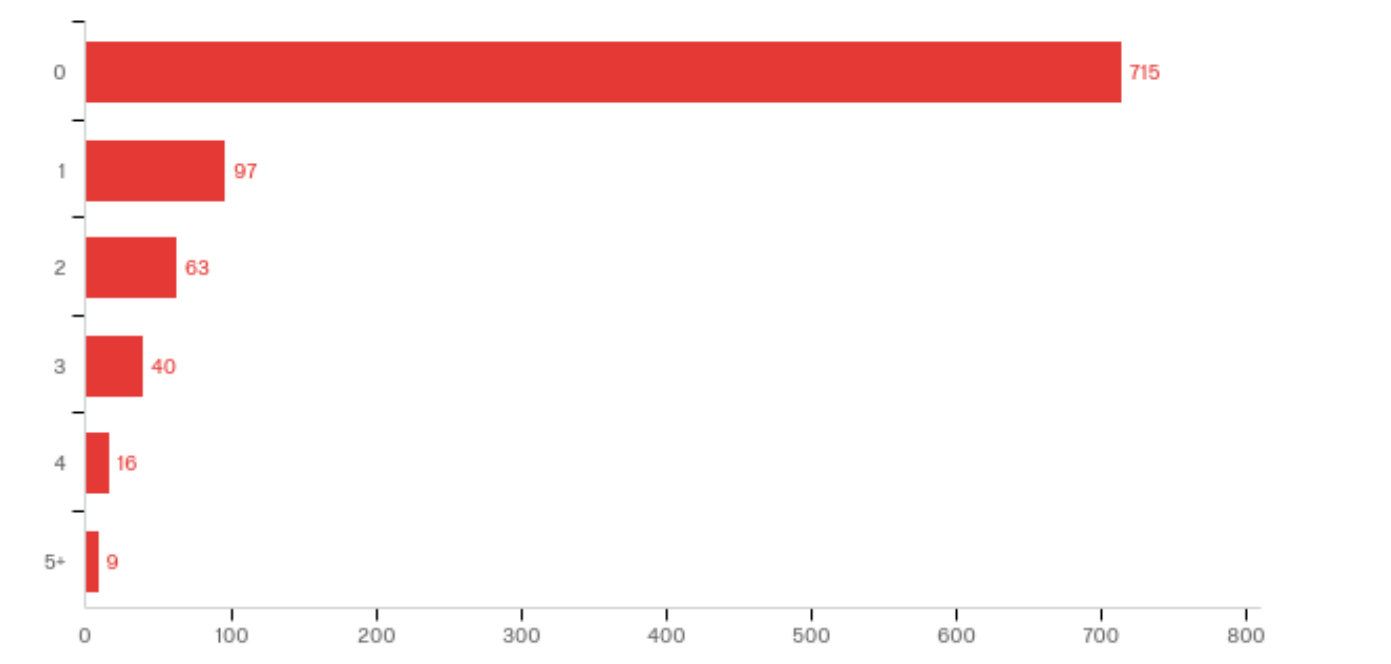
#	Answer	%	Count
1	Yes	31.63%	297
2	No	66.24%	622
3	Not sure	2.13%	20
	Total	100%	939

Please mark the highest level of education achieved by your parent(s) when you enrolled at UCCS.



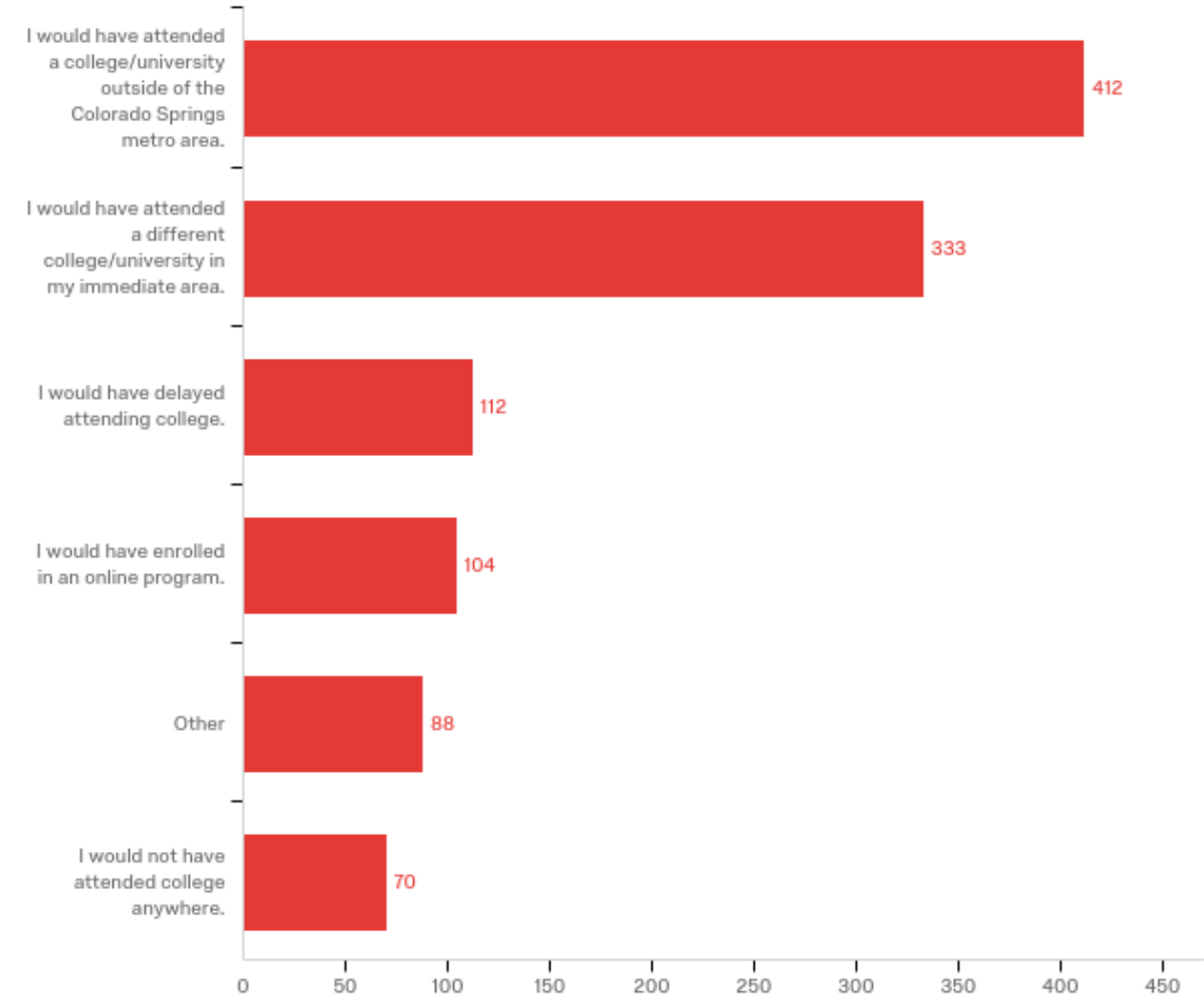
#	Question	Parent 1		Parent 2		Total
1	Don't Know / Not Applicable	36.59%	15	63.41%	26	41
2	Less than High School	49.57%	57	50.43%	58	115
3	High School Graduate	48.60%	294	51.40%	311	605
4	Associate's Degree (2-year)	47.51%	124	52.49%	137	261
5	Baccalaureate Degree (4-year)	50.59%	258	49.41%	252	510
6	Master's Degree	52.01%	155	47.99%	143	298
7	Professional or Doctoral Degree	58.33%	56	41.67%	40	96

How many dependents (children or elderly persons) did you care for in your household while you were enrolled at UCCS? If you were not caring for dependents, please select 0.



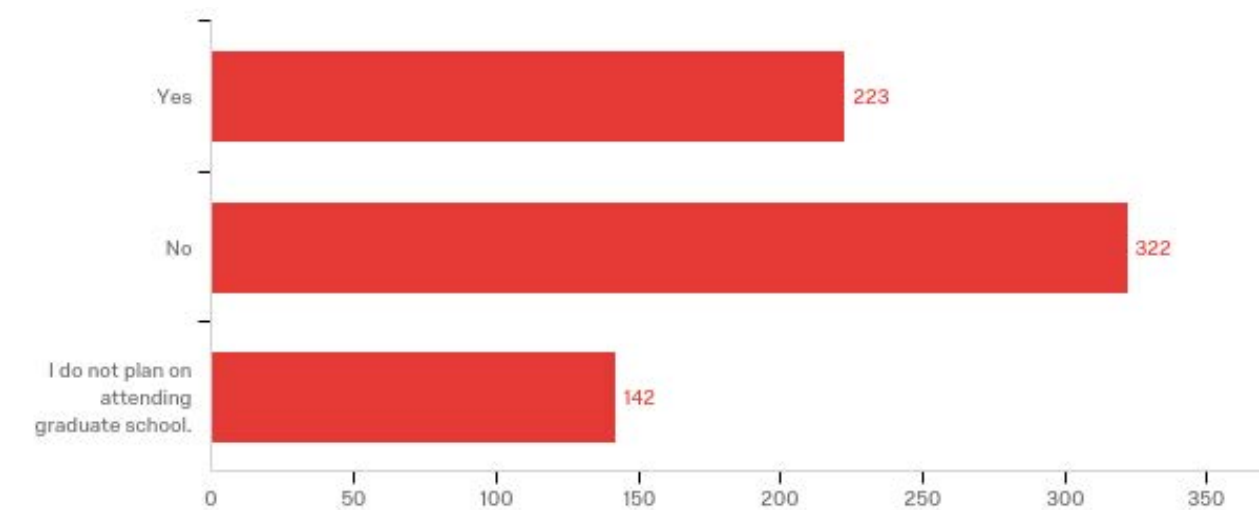
#	Answer	%	Count
6	5+	0.96%	9
5	4	1.70%	16
4	3	4.26%	40
3	2	6.70%	63
2	1	10.32%	97
1	0	76.06%	715
	Total	100%	940

What would you have done had you not attended UCCS?



#	Answer	%	Count
1	I would have attended a different college/university in my immediate area.	29.76%	333
2	I would have enrolled in an online program.	9.29%	104
3	I would have attended a college/university outside of the Colorado Springs metro area.	36.82%	412
4	I would have delayed attending college.	10.01%	112
5	I would not have attended college anywhere.	6.26%	70
6	Other	7.86%	88
	Total	100%	1119

If you plan on attending graduate school, have you applied?



#	Answer	%	Count
1	Yes	32.46%	223
2	No	46.87%	322
3	I do not plan on attending graduate school.	20.67%	142
	Total	100%	687

Looking back, why did you choose to attend UCCS?

