

Student Financial Aid 2009-10

Institution: University of Colorado at Colorado Springs (126580)


User ID: P91265801

Part A**Part A - Establish Your Groups.**

Due to requirements included in the Higher Education Opportunity Act (HEOA), there are now multiple groups of students on which you must report financial aid data. Use Part A to establish these groups below.

Institutions need to report aid on this component such that their net price calculations shown on College Navigator and used for the College Affordability lists is a reflection of what students actually pay.

Report the number of students in each of the following groups:

	Fall 2008	Fall 2008 counts reported on Fall Enrollment	Fall 2007 counts reported on PY SFA
01 Group 1. All undergraduate students enrolled in Fall 2008.	<input type="text" value="6,885"/>	6,885	6,550
02 Group 2. Of those in Group 1, those who are full-time, first-time degree/certificate-seeking undergraduates.	 <input type="text" value="1,128"/>	1,110	934
02a Of those in Group 2, those who received any Federal Work Study, loans to students, or grant or scholarship aid from federal, state or local governments, the institution, or other sources known to the institution.	<input type="text" value="888"/>		750
03 Group 3. Of those in Group 2, those paying the in-state or in-district tuition rate who received grant or scholarship aid from federal, state or local governments, or the institution. Exclude other sources of grants. (Data on Group 3 will be used to calculate net price as required by HEOA.)	<input type="text" value="673"/>		
04 Group 4. Of those in Group 2, those paying the in-state or in-district tuition rate who received Title IV federal student aid. (Data on Group 4 will be used to calculate net price by income as required by HEOA.)	<input type="text" value="526"/>		

Institution: University of Colorado at Colorado Springs (126580)

User ID: P91265801

Part B

Part B - Financial Aid About Group 1

For reporting on Group 1 below, please include:

- all undergraduates enrolled in Fall 2008.
- aid from all sources: federal, state, local governments; your institution; and other sources known to the institution.
- aid received anytime during the full aid year (academic year 2008-09).

	Fall 2008	Prior Fall
Total number of undergraduate students (Group 1). (Carried forward from A01.)	6,885	6,550

For **Group 1**, report the number of students and the total amount of aid received by those students at any time during the full aid year 2008-09, for each type of aid listed below. The percentages will be calculated for you as will the average amount of aid they received.

Aid Type	Number of students in Group 1 receiving aid in 2008-09	Percentage of students receiving aid	Total amount of aid received by Group 1 in 2008-09	Average amount of aid received by students in Group 1
01 Grant or scholarship aid received, from the federal government, a state or local government, the institution, and other sources known by the institution	3,558	52	15,337,669	4,311
02 Pell grants	1,576	23	4,996,534	3,170
03 Federal student loans	3,022	44	22,621,303	7,486

You may use the space below to provide context for the data you've reported above. These context notes will be posted on the College Navigator website, and should be written to be understood by students and parents.

Institution: University of Colorado at Colorado Springs (126580)

User ID: P91265801

Part C, Page 1

Part C - Financial Aid About Group 2, Page 1

For reporting on Group 2 below, please include:

- full-time, first-time degree-seeking students enrolled in Fall 2008.

Information from Part A:	Fall 2008 Number of Students	Percentage of total number of undergraduate students	Prior Year Percentage of total number of undergraduate students
01 Total number of undergraduate students (Group 1). (Carried forward from A01.)	6,885		
02 Number of full-time, first-time degree/certificate-seeking undergraduates (Group 2). (Carried forward from A02.)	1,128	16	14
02a Of those in Group 2, those who received any Federal Work Study, loans to students, or grant or scholarship aid from federal, state or local governments, the institution, or other sources known to the institution. (Carried forward from A02a.)	888	79	80

Please provide student counts information as requested below. Enter the requested information; percentages will be calculated for you.

Number of full-time, first-time degree/certificate-seeking undergraduates (Group 2)	Fall 2008 Number of Students in Group 2	Percentage of Fall 2008 students in Group 2	Prior Year Percentage
04 Of these -			
<u>04a paying in-district tuition rates</u>	<input type="text" value="0"/>	0	0
<u>04b paying in-state tuition rates</u>	<input type="text" value="983"/>	87	92
<u>04c paying out-of-state tuition rates</u>	<input type="text" value="75"/>	7	8
04d Unknown(calculated value) CV=[02-(04a+04b+04c)]	70	0	0

You may use the space below to provide context for the data you've reported above.

The 70 students in the "unknown" group, line 04d, are non-residents who pay in-state rates, 110% of the in-state rate, or 150% of the in-state rate (all of which are less than the out-of-state rate).

Institution: University of Colorado at Colorado Springs (126580)

User ID: P91265801

Part C, Page 2

Part C - Financial Aid About Group 2, Page 2

For reporting on Group 2 below, please include:

- full-time, first-time degree-seeking students enrolled in Fall 2008.
- grants and scholarships from federal, state, local governments and from your institution; **do not include aid from other sources.**
- loans to students from the federal government and from other sources (including private lenders).
- aid received anytime during the full aid year (academic year 2008-09).

Information from Part A:

All full-time, first-time degree/certificate-seeking undergraduates. (Group 2) (Carried forward from A02.)	1,128
Full-time, first-time degree/certificate-seeking undergraduates who received any Federal Work Study, loans to students, or grant or scholarship aid from federal, state or local governments, the institution, or other sources known to the institution (Carried forward from A02a.)	888


Column 1: For each type of aid, report the **number of students receiving aid** anytime during the full 2008-09 aid year. The percentage (column 2) and average amount of aid received (column 4) will be calculated for you. Because students may receive more than one type of aid, the sum of the detail will not necessarily equal the total number of students for the category. However, the total number of students reported for the aid category cannot exceed the sum of detail numbers (e.g., number receiving Federal grants cannot exceed Number of students receiving Pell Grants + number receiving Other Federal grants).

Column 3: For each type of aid, report the **total amount of aid** received by these students anytime during the entire aid year. Total amounts for each category will be calculated from detail amounts you report as follows (CV indicates calculated dollar value):

- CV 01=02+03+04
- CV 02=02a+02b
- CV 05=05a+05b

Types of aid	Number of students in Group 2 receiving aid in 2008-09	Percentage of students in Group 2 receiving aid	Total dollar amount of aid received by Group 2 in 2008-09	Average amount of aid they received	PY Average amount
01 Grants or scholarships from Federal, State, or Local Governments, or the Institution	744	66	2,637,817	3,545	4,040
02 Federal grants	238	21	961,112	4,038	3,527
02a Pell grants	238	21	778,458	3,271	2,826
02b Other Federal grants	174	15	182,654	1,050	933
03 State/local government grants or scholarships (grants/scholarships/waivers)	265	23	475,297	1,794	1,346
04 Institutional grants or scholarships (scholarships/fellowships)	644	57	1,201,408	1,866	1,184
05 Loans to students	513	45	3,959,243	7,718	4,045
05a Federal loans	507	45	3,649,077	7,197	3,706
05b Other loans	33	3	310,166	9,399	6,017

You may use the space below to provide context for the data you've reported above. These context notes will be posted on the College Navigator website, and should be written to be understood by students and parents. For example, institutions may report here other sources of private aid not included in the categories above.



Institution: University of Colorado at Colorado Springs (126580)

User ID: P91265801

Part D

Part D - Financial Aid About Group 3

For reporting on Group 3 below, please include:

- of the full-time, first-time degree-seeking students enrolled in the Fall (Group 2) those who received grant or scholarship aid from federal, state, or local governments, or from your institution and who paid in-state or in-district tuition rates.
- grants and scholarships from federal, state, local governments or from your institution; do not include aid from other sources.
- aid received anytime during the full aid year (academic year 2008-09).

These data will be used in Part F to calculate net price.

	2008-2009	2007-2008	2006-2007
Number of full-time, first-time degree/certificate-seeking undergraduates. (Group 2) . (Carried forward from A02.)	1,128	934	926
01 Number of full-time, first-time degree/certificate-seeking undergraduates paying the in-state or in-district tuition rate who received grant or scholarship aid from federal, state or local governments, or the institution. Exclude other sources of grants. (Group 3) . (Carried forward from A03.)	673	620	486
Provide counts of living arrangements, and total grant aid, for these students.			
02 Of these, what were their living arrangements?			
02a On-campus	288	243	217
02b Off-campus (with family)	230	234	59
02c Off-campus (not with family)	92	72	170
02d Unknown (calculated) CV=[D01-(D02a+D02b+D02c)]	63	71	40
03 Total grant and scholarship aid from federal, state or local governments, or institutional sources received by these students. Exclude other sources of aid.	2,234,001	1,934,841	1,773,021
04 Average total grant and scholarship aid from federal, state or local governments, or institutional sources received by these students. Exclude other sources of aid. CV=D03/D01	3,319	3,121	3,648

You may use the space below to provide context for the data you've reported above.

Institution: University of Colorado at Colorado Springs (126580)

User ID: P91265801

Part E

Part E - Financial Aid About Group 4

For reporting on Group 4 below, please include:

- of the full-time, first-time degree-seeking students enrolled in Fall 2008 (Group 2) those who received Title IV federal student aid, including federal grants or federal student loans and who paid in-state or in-district tuition rates.
- dollar amounts for grants and scholarships from federal, state, local governments or from your institution; do not include grants or scholarships from other sources and do not include loan dollar amounts.
- aid received anytime during the full aid year (academic year 2008-09).

These data will be used in Part G to calculate net price.

	2008-2009	2007-2008	2006-2007
01 Number of full-time, first-time degree/certificate-seeking undergraduates paying the in-state or in-district tuition rate who received Title IV federal student aid (Group 4) (Carried forward from A04.)	526		

Provide counts of living arrangements for these students.


02 Of these, what were their living arrangements?

02a On-campus	230
02b Off-campus (with family)	223
02c Off-campus (not with family)	73
02d Unknown (calculated) CV=[E01-(E02a+E02b+E02c)]	0

03 For each income level, provide the number and the total amount of grant or scholarship aid from federal, state or local governments, or institutional sources received by these students. **Exclude other sources of aid.**

Income level	2008-2009			Available in future years, preloaded			Available in future years, preloaded		
	Number of students in Group 4 receiving aid	Total grant and scholarship aid received by these students	Average amount of grant and scholarship aid received	Number of students in Group 4 receiving aid	Total grant and scholarship aid received by these students	Average amount of grant and scholarship aid received	Number of students in Group 4 receiving aid	Total grant and scholarship aid received by these students	Average amount of grant and scholarship aid received
\$0-30,000	94	781,474	8,314						
\$30,001-48,000	89	632,894	7,111						
\$48,001-75,000	118	277,724	2,354						
\$75,001-110,000	112	102,730	917						
\$110,001 and more	113	71,541	633						
Total all income levels	526	1,866,363	3,548						

You may use the space below to provide context for the data you've reported above.



Institution: University of Colorado at Colorado Springs (126580)

User ID: P91265801

Part F

Part F - Net Price Calculation for Group 3

Group 3. Of those in Group 2, those paying the in-state or in-district tuition rate who received grant or scholarship aid from federal, state or local governments, or the institution. Exclude other sources of grants.

This is based on information the institution reported in the Institutional Characteristics component and the Student Financial Aid component. This information will appear on College Navigator.

	2008-2009	2007-2008	2006-2007
01 and 02 Components of Cost of Attendance (Carried forward from the Institutional Characteristics component)			
01 Published tuition and required fees (lower of in-district or in-state)	5,517	5,296	4,899
02 Books and supplies	1,748	1,698	1,296
03 Room and board and other expenses by living arrangement			
03a On campus	11,976	12,934	10,728
03b Off campus (with family)	2,384	2,266	1,702
03c Off campus (not with family)	13,250	12,646	11,834
04 Number of students (Group 3) by living arrangement (from Part D)			
04a On campus	288	243	217
04b Off campus (with family)	230	234	59
04c Off campus (not with family)	92	72	170
04d Unknown	63	71	40
05 Weighted average by living arrangement (excluding Unknown) for Room and board and other expenses (see instructions for calculation formula).	8,551	8,349	9,956
06 Total Cost of Attendance CV = (F01+F02+F05)	15,816	15,343	16,151
07 Average total grant or scholarship aid from federal, state or local governments, or institutional sources received by these students. Exclude other sources of aid. (from Part D).	3,319	3,121	3,648

08 Average Net Price for Group 3 students.

These amounts will be posted on College Navigator.

	2008-2009	2007-2008	2006-2007
Full-time, first-time degree/certificate-seeking paying the in-state or in-district tuition rate who received grant or scholarship aid from federal, state or local governments, or the institution. CV = (F06-F07)	12,497	12,222	12,503

Do you wish to provide additional context notes?

Yes No

You may use the space below to provide context for these data. These context notes will be posted on the College Navigator website, and should be written to be understood by students and parents.

Institution: University of Colorado at Colorado Springs (126580)

User ID: P91265801

Part G

Part G - Net Price Calculation for Group 4

Group 4. Of those in Group 2, those paying the in-state or in-district tuition rate who received Title IV aid.

This is based on information the institution reported in the Institutional Characteristics component and the Student Financial Aid component. This information will appear on College Navigator.

	2008-2009	2007-2008	2006-2007
01 and 02 Components of Cost of Attendance (Carried forward from the Institutional Characteristics component)			
01 Published tuition and required fees (lower of in-district or in-state)	5,517		
02 Books and supplies	1,748		
03 Room and board and other expenses by living arrangement			
03a On campus	11,976		
03b Off campus (with family)	2,384		
03c Off campus (not with family)	13,250		
04 Number of students (Group 4) by living arrangement (from Part E)			
04a On campus	230		
04b Off campus (with family)	223		
04c Off campus (not with family)	73		
04d Unknown	0		
05 Weighted average by living arrangement (excluding Unknown) for Room and board and other expenses (see instructions for calculation formula).	8,086		
06 Total Cost of Attendance CV = (G01+G02+G05)	15,351		
07 Average total grant or scholarship aid from federal, state or local governments, or institutional sources received by these students by income (from Part E).			
\$0 - 30,000	8,314		
\$30,001 - 48,000	7,111		
\$48,001 - 75,000	2,354		
\$75,001 - 110,000	917		
\$110,001 and more	633		

08 Average Net Price for Group 4 students.

These amounts will be posted on College Navigator.

Full-time, first-time degree/certificate-seeking **paying the in-state or in-district tuition rate** who received Title IV aid.


CV = (G06-G07) for a given income

\$0 - 30,000	7,037
\$30,001 - 48,000	8,240
\$48,001 - 75,000	12,997
\$75,001 - 110,000	14,434
\$110,001 and more	14,718

Do you wish to provide additional context notes?

Yes No

You may use the space below to provide context for these data. These context notes will be posted on the College Navigator website, and should be written to be understood by students and parents.



Institution: University of Colorado at Colorado Springs (126580)

User ID: P91265801

Explanation Report

Number	Source	Location	Description	Severity	Accepted
Screen: Part A - Establish your groups					
1	Row 5 Column 2	Screen Entry	The Number of full-time, first-time degree/certificate-seeking undergraduates reported here is not within the expected range when compared to what was reported for this value on last year's Student Financial Aid component. Please explain.	Explanation	Yes
Reason: The school experienced a spike in new student enrollment					
Screen: Part C - Financial Aid About Group 2, Page 2					
2	Row 17 Column 6	Screen Entry	The average amount of this aid type is outside the expected range when compared to last year's value. Please verify that the values reported for the number of students and the total amount of aid received are correct.	Explanation	Yes
Reason: Variations in packaging and student cost of attendance values resulted in an increase of institutional grant to the population.					
3	Row 14 Column 7	Screen Entry	The average amount of this aid type is outside the expected range when compared to last year's value. Please verify that the values reported for the number of students and the total amount of aid received are correct.	Explanation	Yes
Reason: On average EFCs decreased for students and Pell awards increased based on the schedule.					
4	Row 15 Column 7	Screen Entry	The average amount of this aid type is outside the expected range when compared to last year's value. Please verify that the values reported for the number of students and the total amount of aid received are correct.	Explanation	Yes
Reason: More students in the group were eligible for ACG2 on entry to the university.					
5	Row 13 Column 6	Screen Entry	The average amount of this aid type is outside the expected range when compared to last year's value. Please verify that the values reported for the number of students and the total amount of aid received are correct.	Explanation	Yes
Reason: On average EFCs decreased for students and Pell awards increased based on the schedule.					
6	Row 16 Column 6	Screen Entry	The average amount of this aid type is outside the expected range when compared to last year's value. Please verify that the values reported for the number of students and the total amount of aid received are correct.	Explanation	Yes

Reason:	Variations in packaging and student cost of attendance values resulted in an increase of institutional grant to the population.				
7	Row 12 Column 5	Screen Entry	The average amount of this aid type is outside the expected range when compared to last year's value. Please verify that the values reported for the number of students and the total amount of aid received are correct.	Explanation	Yes
Reason:	More students recieved smaller amounts of institutional grants, which decreased the average. Smaller grants were a result of institional packaging and increased Pell				
8	Row 19 Column 7	Screen Entry	The average amount of this aid type is outside the expected range when compared to last year's value. Please verify that the values reported for the number of students and the total amount of aid received are correct.	Explanation	Yes
Reason:	Loan volume is constantly increasing, and prior year values might have excluded some funds. The current value is correct.				
9	Row 20 Column 7	Screen Entry	The average amount of this aid type is outside the expected range when compared to last year's value. Please verify that the values reported for the number of students and the total amount of aid received are correct.	Explanation	Yes
Reason:	Alternative loan volume is constantly increasing.				
10	Row 18 Column 5	Screen Entry	The average amount of this aid type is outside the expected range when compared to last year's value. Please verify that the values reported for the number of students and the total amount of aid received are correct.	Explanation	Yes
Reason:	Loan volume is constantly increasing, and prior year values might have excluded some funds. The current value is correct.				