

Part A - Mission Statement

1. Provide the institution's mission statement or a web address (URL) where the mission statement can be found. Typed statements are limited to 2,000 characters or less. The mission statement will be available to the public on College Navigator.

Mission Statement URL:

Please begin URL with "http://" or "https://"

Mission Statement

The Colorado Springs campus of the University of Colorado shall be a comprehensive baccalaureate and specialized graduate research university with selective admission standards. The Colorado Springs campus shall offer liberal arts and sciences, business, engineering, health sciences, and teacher preparation undergraduate degree programs, and a selected number of master's and doctoral degree programs.

2. Are all the programs at your institution offered completely via distance education?

Yes

No

Part B - Admissions and Estimated Enrollment


1. Does your institution have an open admission policy for all or most entering first-time degree/certificate-seeking undergraduate-level students?

If the only requirement for admission is a high school diploma or GED/other equivalent, your institution is still considered open admission. Institutions that require only an Ability to Benefit or similar test beyond the diploma/equivalent, and only reject a very small number of students based on the test, are also considered open admission.

If your institution does not have an open admission policy, you will be expected to answer additional questions (B2, B3, and B4) regarding your admissions procedures and admissions yield.

Yes

No

 You may use the space below to provide context for the data you've reported above. These context notes will be posted on the College Navigator website, and should be written to be understood by students and parents.

Part B - Admission Requirements and Services - Admission Considerations

2. Please select the option that best describes how your institution uses any of the following data in its undergraduate selection process.

Admission Considerations	Required	Recommended	Neither Required nor Recommended	Don't Know
Secondary school GPA	<input checked="" type="radio"/>	<input type="radio"/>	<input type="radio"/>	<input type="radio"/>
Secondary school rank	<input type="radio"/>	<input checked="" type="radio"/>	<input type="radio"/>	<input type="radio"/>
Secondary school record	<input checked="" type="radio"/>	<input type="radio"/>	<input type="radio"/>	<input type="radio"/>
Completion of college-preparatory program	<input type="radio"/>	<input checked="" type="radio"/>	<input type="radio"/>	<input type="radio"/>
Recommendations	<input type="radio"/>	<input checked="" type="radio"/>	<input type="radio"/>	<input type="radio"/>
Formal demonstration of competencies (e.g., portfolios, certificates of mastery, assessment instruments)	<input type="radio"/>	<input checked="" type="radio"/>	<input type="radio"/>	<input type="radio"/>
Admission test scores				
<u>SAT / ACT</u>	<input checked="" type="radio"/>	<input type="radio"/>	<input type="radio"/>	<input type="radio"/>
Other Test (ABT, Wonderlic, WISC-III, etc.) Note: If this is the only requirement other than a diploma or equivalent, and few students are not admitted due to this test, please return to question 1 and indicate that your institution is open admission.	<input type="radio"/>	<input type="radio"/>	<input type="radio"/>	<input checked="" type="radio"/>
<u>TOEFL</u> (Test of English as a Foreign Language)	<input checked="" type="radio"/>	<input type="radio"/>	<input type="radio"/>	<input type="radio"/>

Part B - Admission Requirements and Services - Selection Process

3. Provide the number of first-time, degree/certificate-seeking undergraduate students who applied, who were admitted, and who enrolled (either full- or part-time) at your institution for the most recent Fall period available. Include early decision, early action, and students who began studies during the summer prior to the selected fall reporting period.

Remember that this question is only applicable to first-time students, do not include other students in these totals.

Only report students at levels that you indicated were offered in the IC Header. If you made an error in the IC Header, please call the IPEDS Help Desk and correct your error.


Select reporting period:	<input type="radio"/> Fall 2011	<input checked="" type="radio"/> Fall 2012	
	Men	Women	Total
Number of <u>applicants</u>	<input type="text" value="3,767"/>	<input type="text" value="4,985"/>	<input type="text" value="8,847"/>
Number of <u>admissions</u>	<input type="text" value="2,233"/>	<input type="text" value="3,034"/>	<input type="text" value="5,273"/>
Number (of admitted) that enrolled full-time	<input type="text" value="606"/>	<input type="text" value="720"/>	<input type="text" value="1,326"/>
Number (of admitted) that enrolled part-time	<input type="text" value="64"/>	<input type="text" value="51"/>	<input type="text" value="115"/>
Total enrolled full-time and part-time	670	771	1,441
Percent of admissions enrolled full-time and part-time	30	25	27

4. If test scores are required for admission for first-time, degree/certificate-seeking undergraduate students, provide the number and percentage of *enrolled* students submitting SAT and/or ACT scores, as well as the 25th and 75th percentile scores for each test. Provide writing test scores *only* if used for admission. Provide data for the most recent group of *enrolled* students for whom data are available. Include new students admitted the summer prior to the selected fall reporting period.

DO NOT convert test scores (e.g., do not convert an SAT score to an ACT scale, etc.). If you have numbers for both SAT and ACT scores, **provide the percentiles for both tests.**

Select reporting period:	<input type="radio"/> Fall 2011	<input checked="" type="radio"/> Fall 2012	<input type="radio"/> Test scores NOT required
Number of enrolled students that submitted <u>SAT</u> scores	<input type="text" value="352"/>		
Percent of enrolled students that submitted SAT scores	<input type="text" value="24"/>		
Number of enrolled students that submitted <u>ACT</u> scores	<input type="text" value="1,288"/>		
Percent of enrolled students that submitted ACT scores	<input type="text" value="89"/>		
	25th Percentile	75th Percentile	
SAT Critical Reading	<input type="text" value="485"/>	<input type="text" value="590"/>	
SAT Math			

	<input type="text" value="490"/>	<input type="text" value="600"/>
SAT Writing	<input type="text" value="460"/>	<input type="text" value="570"/>
ACT Composite	<input type="text" value="21"/>	<input type="text" value="25"/>
ACT English	<input type="text" value="20"/>	<input type="text" value="26"/>
ACT Math	<input type="text" value="20"/>	<input type="text" value="26"/>
ACT Writing	<input type="text" value="6"/>	<input type="text" value="8"/>

 You may use the space below to provide context for the data you've reported above. These context notes will be posted on the College Navigator website, and should be written to be understood by students and parents.

Part B - Estimated Fall Enrollment

Estimated 2012 Fall Enrollment

Provide an early estimate of the institution's fall enrollment for all levels offered. Levels should match those indicated 'Yes' in the IC Header survey. If you made an error in the IC Header survey, please contact the Help Desk.

These data will NOT appear in College Navigator, but will be made available via the IPEDS Data Center.

Estimates should be based on the definitions used in the IPEDS Fall Enrollment component submitted during the spring collection (for academic institutions report an estimate of the students that are/will be enrolled as of October 15, 2012; for program reporter institutions report an estimate of students enrolled in your institution at any time between August 1 and October 31, 2012). Prior year (PY) Fall Enrollment counts are provided for reference.

	Full-time	FT PY Enrollment	Part-time	PT PY Enrollment	Total
Undergraduate (academic or occupational programs)	<input type="text" value="6,440"/>	6,138	<input type="text" value="1,914"/>	1,874	8,354
Of undergraduates, those who are first-time, degree/certificate-seeking students	<input type="text" value="1,326"/>	1,279	<input type="text" value="115"/>	75	1,441
Graduate	<input type="text" value="414"/>	438	<input type="text" value="1,489"/>	1,733	1,903

Part C - Student Services - Special Learning Opportunities

1. Does your institution accept any of the following? [Check all that apply]

- Dual credit (college credit earned while in high school)
- Credit for life experiences
- Advanced placement (AP) credits
- None of the above

2. What types of special learning opportunities are offered by your institution? [Check all that apply]

- ROTC
 - Army
 - Navy
 - Air Force
- Study abroad
- Weekend/evening college
- Teacher certification (for the elementary, middle school/junior high, or secondary level)

Do **not** include certifications to teach at the postsecondary level.

 - Students can complete their preparation in certain areas of specialization
 - Students must complete their preparation at another institution for certain areas of specialization
 - This institution is approved by the state for the initial certification or licensure of teachers
- None of the above

3. If your institution grants a bachelor's degree or higher but does not offer a full 4-year program of study at the undergraduate level, how many years of completed college-level work are required for entrance?

Number of years

Part C - Student Services - Distance Opportunities

4. Which of the following selected student services are offered by your institution? [Check all that apply]

- Remedial services
- Academic/career counseling services
- Employment services for current students
- Placement services for program completers
- On-campus day care for children of students
- None of the above

5. Does your institution have its own library or are you financially supporting a shared library with another postsecondary education institution?

- Have our own library
- Do not have our own library but contribute financial support to a shared library
- Neither of the above


6. Indicate whether or not any of the following alternative tuition plans are offered by your institution.

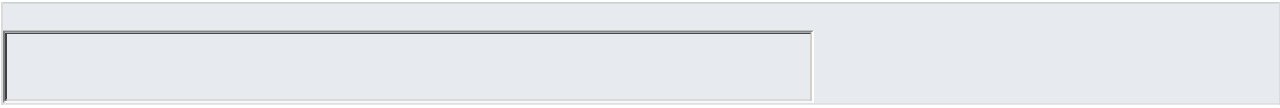
- No
- Yes

- Tuition guarantee
- Prepaid tuition plan
- Tuition payment plan
- Other (specify in box below)

7. Please indicate at what level(s) your institution offers distance education opportunities (courses and/or programs).

- Undergraduate
- Graduate
- The institution does not offer distance education opportunities


 You may use the space below to provide context for the data you've reported above. These context notes will be posted on the College Navigator website, and should be written to be understood by students and parents.



Part C - Disability Service

Please indicate the percentage of all undergraduates enrolled during fall 2011 who were formally registered as students with disabilities with the institution's office of disability services (or the equivalent office).

<input type="radio"/>	3 percent or less	
<input checked="" type="radio"/>	More than 3 percent:	<input type="text" value="4"/> %

 You may use the space below to provide context for the data you've reported above. These context notes will be posted on the College Navigator website, and should be written to be understood by students and parents.

Part D - Student Charges Questions**1. Are all full-time, first-time degree/certificate-seeking students required to live on campus or in institutionally-controlled housing?**

If you answer **Yes** to this question, you will not be asked to report off-campus room and board in the price of attendance (D11).

This is only a screening question, and your response does not show up on College Navigator.

If you make any exceptions to this rule, and have even one first-time, full-time student living off-campus, please answer **No** so that this does not cause conflicts with the Student Financial Aid survey. Making changes to the SFA component is very difficult and may lead to inaccurate reporting for your institution.

- No
- Yes, and we do not make **ANY** (even one) exceptions to this rule

2. Does your institution charge different tuition for in-district, in-state, or out-of-state students?

If you answer **Yes** to this question, you will be expected to report tuition amounts for in-district, in-state, and out-of-state students.

*Please only select **Yes** if you really charge different tuition rates, or you will be reporting the same numbers 3 times.*

- No
- Yes

3. Does your institution offer institutionally-controlled housing (either on or off campus)?

If you answer **Yes** to this question, you will be expected to specify a housing capacity, and to report a room charge or a combined room and board charge (D10).

- No
- Yes

Specify housing capacity for academic year 2012-13

1,081

4. Do you offer board or meal plans to your students?

If you answer **Yes** to this question, you will be expected to report a board charge or combined room and board charge (D10).

- No
- Yes - Enter the number of meals per week in the maximum meal plan available

- Yes - Number of meals per week can vary (e.g., students' charge meals against a meal card)

Part D - Undergraduate Student Charges

If the institution charges an application fee, indicate the amount.

	Amount	Prior year
<u>Undergraduate application fee</u>	50	50

5. Charges to full-time undergraduate students for the full academic year 2012-13

Please be sure to report an average tuition that includes all students at all levels (freshman, sophomore, etc.).

	<u>In-district</u>	<u>Prior year</u>	<u>In-state</u>	<u>Prior year</u>	<u>Out-of-state</u>	<u>Prior year</u>
All full-time undergraduates						
Average tuition	5,640	5,376	5,640	5,376	16,720	16,240
Required fees	1,048	1,036	1,048	1,036	1,048	1,036

6. Per credit hour charge for part-time undergraduate students

Please be sure to report an average per credit tuition that includes all students at all levels (freshman, sophomore, etc.).

	<u>In-district</u>	<u>Prior year</u>	<u>In-state</u>	<u>Prior year</u>	<u>Out-of-state</u>	<u>Prior year</u>
Per credit hour charge	235	224	235	224	836	812

Part D - Graduate Student Charges

If the institution charges an application fee, indicate the amount.

	Amount	Prior year
Graduate application fee	60	60

*Please do not include tuition for Doctor's Degree – Professional Practice programs.
Data for those programs are collected separately.*

7. Charges to full-time graduate students for the full academic year 2012-13

	In-district	Prior year	In-state	Prior year	Out-of-state	Prior year
Average tuition	8,882	8,430	8,882	8,430	17,432	16,937
Required fees	0	0	0	0	0	0

8. Per credit hour charge for part-time graduate students

	In-district	Prior year	In-state	Prior year	Out-of-state	Prior year
Per credit hour charge	515	490	515	490	515	490

Part D - Student Charges - Room and Board

10. What are the typical room and board charges for a student for the full academic year 2012-13?

If your institution offers room or board at no charge to students, enter zero.


If you report room and board separately, leave the combined charge blank. If you report a combined charge, leave the room and board charges blank.


Room and board charges	Amount	Prior year
Room charge (Double occupancy)	NA	7,990
Board charge (Maximum plan)	NA	1,170
Combined room and board charge (Answer only if you CANNOT separate room and board charges.)	8,300	

Part D - Student Charges - Price of Attendance


11. Cost of attendance for full-time, first-time undergraduate students:

Please enter the amounts requested below. These data will be made available to the public on College Navigator. If your institution participates in any Title IV programs (Pell, Stafford, etc.), you must complete all information. *Estimates of expenses for books and supplies, room and board, and other expenses are those from the **Cost of Attendance report** used by the financial aid office in determining financial need. Please talk to your financial aid office to get these numbers, to ensure that you are reporting correctly.*

 If the **2012-13 tuition and/or fees as reported on this page** for full-time, first-time students are covered by a tuition guarantee program, check the applicable box(es) under 'Tuition Guarantee'. Additionally, please indicate the maximum % increase that is guaranteed. *These numbers are expected to be fairly small. Please contact the Help Desk if you are confused about these values and how to report them.*

Charges for full academic year	2009-10	2010-11	2011-12	2012-13	 Tuition Guarantee (check only if applicable to entering students in 2012-13)	Guaranteed increase %
Published tuition and required fees:						
In-district						
Tuition	4,680	5,016	5,376	<input type="text" value="5,640"/>	<input type="checkbox"/>	<input type="text"/>
Required fees	1,053	1,013	1,136	<input type="text" value="1,048"/>	<input type="checkbox"/>	<input type="text"/>
Tuition + fees total	5,733	6,029	6,512	6,688		
In-state						
Tuition	4,680	5,016	5,376	<input type="text" value="5,640"/>	<input type="checkbox"/>	<input type="text"/>
Required fees	1,053	1,013	1,136	<input type="text" value="1,048"/>	<input type="checkbox"/>	<input type="text"/>
Tuition + fees total	5,733	6,029	6,512	6,688		
Out-of-state						
Tuition	15,600	15,920	16,240	<input type="text" value="16,720"/>	<input type="checkbox"/>	<input type="text"/>
Required fees	1,053	1,013	1,136	<input type="text" value="1,048"/>	<input type="checkbox"/>	<input type="text"/>
Tuition + fees total	16,653	16,933	17,376	17,768		
Books and supplies	1,728	1,728	1,728	<input type="text" value="1,800"/>		
On campus:						
Room and board	7,490	8,758	9,160	<input type="text" value="8,300"/>		

Other expenses	5,096	5,096	5,198	2,800	
Room and board and other expenses	12,586	13,854	14,358		11,100
Off campus (not with family):					
Room and board	8,478	8,478	8,712	8,950	
Other expenses	5,096	5,096	5,198	2,950	
Room and board and other expenses	13,574	13,574	13,910		11,900
Off campus (with family):					
Other expenses	2,420	2,420	2,440	2,670	

 You may use the space below to provide context for the data you've reported above. These context notes will be posted on the College Navigator website, and should be written to be understood by students and parents.

Other expenses include personal expenses and transportation. Student Health Insurance expenses are not included as it is an optional cost for students. Visit the UCCS Financial Aid website for more information at www.uccs.edu/finaid.

Part E - Athletic Association

1. Is this institution a member of a national athletic association?

- No
- Yes - Check all that apply
 - National Collegiate Athletic Association (NCAA)
 - National Association of Intercollegiate Athletics (NAIA)
 - National Junior College Athletic Association (NJCAA)
 - United States Collegiate Athletic Association (USCAA)
 - National Christian College Athletic Association (NCCAA)
 - Other

2. If this institution is a member of the NCAA or NAIA, specify the conference FOR EACH SPORT using the pull down menu.

Sport	NCAA or NAIA member		Conference
Football	<input checked="" type="radio"/> No	<input type="radio"/> Yes-Specify	Select One
Basketball	<input type="radio"/> No	<input checked="" type="radio"/> Yes-Specify	Rocky Mountain Athletic Conference
Baseball	<input checked="" type="radio"/> No	<input type="radio"/> Yes-Specify	Select One
Cross country and/or track	<input type="radio"/> No	<input checked="" type="radio"/> Yes-Specify	Rocky Mountain Athletic Conference

Institution: University of Colorado Colorado Springs (126580)

User ID: P1265801

Prepared by

This survey component was prepared by:

Keyholder SFA Contact HR Contact Finance Contact Other

Name:

Robyn Marschke

Email:

rmarschk@uccs.edu

How long did it take to prepare this survey component?

hours

minutes

The name of the preparer is being collected so that we can follow up with the appropriate person in the event that there are questions concerning the data. The Keyholder will be copied on all email correspondence to other preparers.

The time it took to prepare this component is being collected so that we can continue to improve our estimate of the reporting burden associated with IPEDS. Please include in your estimate the time it took for you to review instructions, query and search data sources, complete and review the component, and submit the data through the Data Collection System.

Thank you for your assistance.

Summary**Institutional Characteristics Component Summary
Academic Year Reporters**

IPEDS collects important information regarding your institution. All data reported in IPEDS survey components become available in the IPEDS Data Center and appear as aggregated data in various Department of Education reports. Additionally, some of the reported data appears specifically for your institution through the College Navigator website and is included in your institution's Data Feedback Report (DFR). The purpose of this summary is to provide you an opportunity to view some of the data that, when accepted through the IPEDS quality control process, will appear on the College Navigator website and/or your DFR. College Navigator is updated approximately three months after the data collection period closes and Data Feedback Reports will be available through the ExPT and sent to your institution's CEO in November 2013.

Please review your data for accuracy. If you have questions about the data displayed below after reviewing the data reported on the survey screens, please contact the IPEDS Help Desk at: 1-877-225-2568 or ipedshelp@rti.org.

GENERAL INFORMATION

Mission Statement	The Colorado Springs campus of the University of Colorado shall be a comprehensive baccalaureate and specialized graduate research university with selective admission standards. The Colorado Springs campus shall offer liberal arts and sciences, business, engineering, health sciences, and teacher preparation undergraduate degree programs, and a selected number of master's and doctoral degree programs.
Are all the programs at your institution offered completely via distance education?	No
Special Learning Opportunities	ROTC (Army) Study abroad Weekend/evening college Teacher certification (below the postsecondary level)
Student Services	Remedial services Academic/career counseling services Employment services for current students Placement services for program completers On-campus day care for children of students
Credit Accepted	Dual credit (college credit earned while in high school) Credit for life experiences Advanced placement (AP) credits
Undergraduate students enrolled who are formally registered with office of disability services	4%

PRICING INFORMATION

Estimated expenses for academic year for full-time, first-time students	2009-10	2010-11	2011-12	2012-13
In-district tuition and fees	\$5,733	\$6,029	\$6,512	\$6,688
In-state tuition and fees	\$5,733	\$6,029	\$6,512	\$6,688
Out-of-state tuition and fees	\$16,653	\$16,933	\$17,376	\$17,768
Books and supplies	\$1,728	\$1,728	\$1,728	\$1,800
On Campus Room and Board	\$7,490	\$8,758	\$9,160	\$8,300

PRICING INFORMATION

	On Campus Other Expenses	\$5,096	\$5,096	\$5,198	\$2,800
	Off Campus Room and Board	\$8,478	\$8,478	\$8,712	\$8,950
	Off Campus Other Expenses	\$5,096	\$5,096	\$5,198	\$2,950
	Off Campus with family Other Expenses	\$2,420	\$2,420	\$2,440	\$2,670
Average undergraduate student tuition and fees for academic year 2012-13		Tuition		Fees	
	In-district	\$5,640		\$1,048	
	In-state	\$5,640		\$1,048	
	Out-of-state	\$16,720		\$1,048	
Average graduate student tuition and fees for academic year 2012-13		Tuition		Fees	
	In-district	\$8,882		\$0	
	In-state	\$8,882		\$0	
	Out-of-state	\$17,432		\$0	
Alternative tuition plans		Tuition payment plan			

ADMISSIONS INFORMATION

Open admission		No		
Undergraduate application fee 2012-13		\$50		
Undergraduate Admissions Fall 2012		Total	Male	Female
	Number of applicants	8,847	3,767	4,985
	Percent admitted	60%	59%	61%
	Percent admitted who enrolled	27%	30%	25%
Admissions Considerations		Required	Recommended	
		Secondary school GPA Secondary school record Admission test scores (SAT/ACT) TOEFL (Test of English as a Foreign language)	Secondary school rank Completion of college-preparatory program Recommendations Formal demonstration of competencies (e.g., portfolios, certificates of mastery, assessment instruments)	
Test Scores Fall 2012 (enrolled full-time students)		# Submitting Scores	% Submitting Scores	
	SAT	352	24%	
	ACT	1,288	89%	
		25 th Percentile	75 th Percentile	
	SAT Critical Reading	485	590	
	SAT Math	490	600	
	SAT Writing	460	570	
	ACT Composite	21	25	
	ACT English	20	26	
	ACT Math	20	26	
	ACT Writing	6	8	

Institutional Characteristics

University of Colorado Colorado Springs (126580)

Source	Description	Severity	Resolved	Options
Screen: Enrollment				
Screen Entry	The number you entered, 115, is outside the expected range of within 30% of the number reported in last year's Enrollment. Please fix or explain. (Error #11190)	Explanation	Yes	
Reason:	The first-time degree-seeking freshmen cohort increased from 1354 to 1441 due to an increase in non-resident students and new on-campus housing.			
Screen: Price of Attendance				
Screen Entry	This value should be within 20% of prior year. (Error #11110)	Explanation	Yes	
Reason:	Financial Aid excludes student health insurance costs in the cost of attendance since the insurance is optional.			
Screen Entry	This value should be within 20% of prior year. (Error #11110)	Explanation	Yes	
Reason:	Financial Aid excludes student health insurance costs in the cost of attendance since the insurance is optional.			