

# IPEDS 2020-21 Data Collection System

IPEDS HELP DESK (877) 225-2568 | [ipedshelp@rti.org](mailto:ipedshelp@rti.org)

OMB NO. 1850-0582 v.27 : Approval Expires 8/31/2022

User ID: P1265801

## Human Resources 2020-21

Institution: University of Colorado Colorado Springs (126580)

User ID: P1265801

### Overview

#### Human Resources Overview

Welcome to the IPEDS Human Resources (HR) survey component. The HR component collects important information about your institution's staff.

#### Data Reporting Reminders

- Report data to accurately reflect the time period corresponding with the IPEDS survey component, even if such reporting is seemingly inconsistent with prior-year reporting. For example, if a summer term began later than usual due to Coronavirus Pandemic postponements, continue to report using the timeframes as defined in the IPEDS instructions. NCES expects that some data reported during the 2020-21 data collection year will vary from established prior trends due to the impacts of Coronavirus Pandemic. If an error edit is triggered even when submitting accurate data, please indicate in the corresponding context box or verbally to the Help Desk that the seemingly inconsistent data are accurate and reflect the effects of Coronavirus Pandemic.
- Report each employee only once. If an employee could be coded in more than one occupation, code the employee in the occupation that requires the highest level of skill OR if there is no measurable difference in skill requirements, code the employee in the occupation in which they spend the most time.
- Report staff members difficult to categorize in the "Human Resources Survey Evaluation" box at the end of the survey.
- Enter data on each displayed screen. If a screen is not applicable, enter at least one zero in a field on the screen and save before continuing.
- When reporting salary data (applicable to degree-granting institutions only) include all full-time, non-medical school, instructional staff - both with and without faculty status.

See the instructions for the **Key Reporting Concepts** section -- basic reporting concepts that will assist you in completing the Human Resources survey component.

#### Changes to reporting for 2020-21

There are no changes for this survey component.

#### Resources:

- To download the survey materials for this component: [Survey Materials](#)
- All staff must now be reported using the new IPEDS occupational categories, which align with the 2018 Standard Occupational Classification (SOC) codes. Additional information and resources can be found in the [IPEDS HR/SOC Information Center](#), including general information about the SOC, the IPEDS/SOC crosswalk, a SOC Browse Tool, Frequently Asked Questions, and Web Tutorials.
- To access your prior year data submission for this component: [Reported Data](#)

If you have questions about completing this survey, please contact the **IPEDS Help Desk at 1-877-225-2568**.

Institution: University of Colorado Colorado Springs (126580)

User ID: P1265801

## Human Resources Screening Questions

**Does your institution have any part-time staff?***If you answer Yes to this question, you will be provided the screens to report part-time staff.*

- ☐ No  
☒ Yes

**Does your institution have graduate assistants?***If you answer Yes to this question, you will be provided the screens to report graduate assistants.*

- ☐ No  
☒ Yes

**Does your institution have 15 or more full-time staff?**

- ☐ No  
☒ Yes

**Does your institution have a tenure system?***If you answer Yes to this question, you will be provided the screens to report some data by tenure status.*

- ☐ No  
☒ Yes

**Did your institution hire any full-time permanent staff who were included on the payroll of the institution between November 1, 2019 and October 31, 2020 either for the *first time* (new to the institution) or *after a break in service*?** Do not exclude persons who were no longer on the payroll as of November 1, 2020. (Exclude persons who have returned from sabbatical leave and full-time instructional staff who are working less-than-9-month contracts.)

*If you answer Yes to this question, you will be provided the screens to report full-time permanent new hires in Part H.*

- ☐ No  
☒ Yes

**Do ALL of the instructional staff at your institution fall into any of the following categories?***If you answer Yes to any of the questions below, you will NOT be required to report Part G - Salaries for instructional staff. However, Part G will still be required for reporting data for full-time non-instructional staff.*

- ☒ No ☐ Yes Are ALL of the instructional staff military personnel?  
☒ No ☐ Yes Do ALL of the instructional staff contribute their services (e.g., members of a religious order)?

You may use the box below to provide additional context for the data you have reported above.

Part A1 - Full-time Instructional Staff by Academic Rank and Tenure Status - Tenured

Number of Full-time Instructional Staff With Faculty Status Tenured

As of November 1, 2020

- Report Hispanic/Latino individuals of any race as Hispanic/Latino
- Report race for non-Hispanic/Latino individuals only
- Include both Primarily Instruction and Instruction Combined with Research and/or Public Service

Men

Race/ethnicity	Academic Rank					No academic rank	Total
	Professors	Associate professors	Assistant professors	Instructors	Lecturers		
<u>Nonresident alien</u>	<input type="text"/>	<input type="text"/>	<input type="text"/>	<input type="text"/>	<input type="text"/>	<input type="text"/>	0
<u>Hispanic/Latino</u>	<input type="text" value="4"/>	<input type="text" value="3"/>	<input type="text"/>	<input type="text"/>	<input type="text"/>	<input type="text"/>	7
<u>American Indian or Alaska Native</u>	<input type="text"/>	<input type="text"/>	<input type="text"/>	<input type="text"/>	<input type="text"/>	<input type="text"/>	0
<u>Asian</u>	<input type="text" value="5"/>	<input type="text" value="5"/>	<input type="text"/>	<input type="text"/>	<input type="text"/>	<input type="text"/>	10
<u>Black or African American</u>	<input type="text" value="0"/>	<input type="text" value="1"/>	<input type="text"/>	<input type="text"/>	<input type="text"/>	<input type="text"/>	1
<u>Native Hawaiian or Other Pacific Islander</u>	<input type="text"/>	<input type="text"/>	<input type="text"/>	<input type="text"/>	<input type="text"/>	<input type="text"/>	0
<u>White</u>	<input type="text" value="43"/>	<input type="text" value="34"/>	<input type="text"/>	<input type="text"/>	<input type="text"/>	<input type="text"/>	77
Two or more races	<input type="text"/>	<input type="text"/>	<input type="text"/>	<input type="text"/>	<input type="text"/>	<input type="text"/>	0
<u>Race and ethnicity unknown</u>	<input type="text" value="2"/>	<input type="text" value="2"/>	<input type="text"/>	<input type="text"/>	<input type="text"/>	<input type="text"/>	4
Total men	54	45	0	0	0	0	99

Women

Race/ethnicity	Academic Rank					No academic rank	Total
	Professors	Associate professors	Assistant professors	Instructors	Lecturers		
Nonresident alien	<input type="text"/>	<input type="text"/>	<input type="text"/>	<input type="text"/>	<input type="text"/>	<input type="text"/>	0
Hispanic/Latino	<input type="text" value="3"/>	<input type="text"/>	<input type="text"/>	<input type="text"/>	<input type="text"/>	<input type="text"/>	3
American Indian or Alaska Native	<input type="text"/>	<input type="text"/>	<input type="text"/>	<input type="text"/>	<input type="text"/>	<input type="text"/>	0
Asian	<input type="text" value="1"/>	<input type="text" value="8"/>	<input type="text"/>	<input type="text"/>	<input type="text"/>	<input type="text"/>	9
Black or African American	<input type="text"/>	<input type="text" value="1"/>	<input type="text"/>	<input type="text"/>	<input type="text"/>	<input type="text"/>	1
Native Hawaiian or Other Pacific Islander	<input type="text"/>	<input type="text"/>	<input type="text"/>	<input type="text"/>	<input type="text"/>	<input type="text"/>	0
White	<input type="text" value="19"/>	<input type="text" value="25"/>	<input type="text"/>	<input type="text"/>	<input type="text"/>	<input type="text"/>	44
Two or more races	<input type="text"/>	<input type="text"/>	<input type="text"/>	<input type="text"/>	<input type="text"/>	<input type="text"/>	0
Race and ethnicity unknown	<input type="text" value="2"/>	<input type="text" value="2"/>	<input type="text"/>	<input type="text"/>	<input type="text"/>	<input type="text"/>	4
Total women	25	36	0	0	0	0	61
Total (men+women)	79	81	0	0	0	0	160
Total from prior year							153

Institution: University of Colorado Colorado Springs (126580)

User ID: P1265801

## Part A1 - Full-time Instructional Staff by Academic Rank and Tenure Status - On Tenure Track

Number of **Full-time Instructional Staff With Faculty Status On Tenure Track**

As of November 1, 2020

- Report Hispanic/Latino individuals of any race as Hispanic/Latino
- Report race for non-Hispanic/Latino individuals only
- Include both Primarily Instruction and Instruction Combined with Research and/or Public Service

## Men

Race/ethnicity	Academic Rank					No academic rank	Total
	Professors	Associate professors	Assistant professors	Instructors	Lecturers		
<u>Nonresident alien</u>	<input type="text"/>	<input type="text"/>	<input type="text" value="3"/>	<input type="text"/>	<input type="text"/>	<input type="text"/>	<b>3</b>
<u>Hispanic/Latino</u>	<input type="text"/>	<input type="text"/>	<input type="text" value="3"/>	<input type="text"/>	<input type="text"/>	<input type="text"/>	<b>3</b>
<u>American Indian or Alaska Native</u>	<input type="text"/>	<input type="text"/>	<input type="text" value="0"/>	<input type="text"/>	<input type="text"/>	<input type="text"/>	<b>0</b>
<u>Asian</u>	<input type="text"/>	<input type="text"/>	<input type="text" value="8"/>	<input type="text"/>	<input type="text"/>	<input type="text"/>	<b>8</b>
<u>Black or African American</u>	<input type="text"/>	<input type="text"/>	<input type="text" value="1"/>	<input type="text"/>	<input type="text"/>	<input type="text"/>	<b>1</b>
<u>Native Hawaiian or Other Pacific Islander</u>	<input type="text"/>	<input type="text"/>	<input type="text" value="0"/>	<input type="text"/>	<input type="text"/>	<input type="text"/>	<b>0</b>
<u>White</u>	<input type="text"/>	<input type="text"/>	<input type="text" value="32"/>	<input type="text"/>	<input type="text"/>	<input type="text"/>	<b>32</b>
Two or more races	<input type="text"/>	<input type="text"/>	<input type="text" value="0"/>	<input type="text"/>	<input type="text"/>	<input type="text"/>	<b>0</b>
<u>Race and ethnicity unknown</u>	<input type="text"/>	<input type="text"/>	<input type="text" value="6"/>	<input type="text"/>	<input type="text"/>	<input type="text"/>	<b>6</b>
<b>Total men</b>	<b>0</b>	<b>0</b>	<b>53</b>	<b>0</b>	<b>0</b>	<b>0</b>	<b>53</b>

## Women

Race/ethnicity	Academic Rank					No academic rank	Total
	Professors	Associate professors	Assistant professors	Instructors	Lecturers		
Nonresident alien	<input type="text"/>	<input type="text"/>	<input type="text" value="1"/>	<input type="text"/>	<input type="text"/>	<input type="text"/>	<b>1</b>
Hispanic/Latino	<input type="text"/>	<input type="text"/>	<input type="text" value="3"/>	<input type="text"/>	<input type="text"/>	<input type="text"/>	<b>3</b>
American Indian or Alaska Native	<input type="text"/>	<input type="text"/>	<input type="text" value="1"/>	<input type="text"/>	<input type="text"/>	<input type="text"/>	<b>1</b>
Asian	<input type="text"/>	<input type="text"/>	<input type="text" value="2"/>	<input type="text"/>	<input type="text"/>	<input type="text"/>	<b>2</b>
Black or African American	<input type="text"/>	<input type="text"/>	<input type="text" value="3"/>	<input type="text"/>	<input type="text"/>	<input type="text"/>	<b>3</b>
Native Hawaiian or Other Pacific Islander	<input type="text"/>	<input type="text"/>	<input type="text" value="1"/>	<input type="text"/>	<input type="text"/>	<input type="text"/>	<b>1</b>
White	<input type="text"/>	<input type="text"/>	<input type="text" value="36"/>	<input type="text"/>	<input type="text"/>	<input type="text"/>	<b>36</b>
Two or more races	<input type="text"/>	<input type="text"/>	<input type="text" value="2"/>	<input type="text"/>	<input type="text"/>	<input type="text"/>	<b>2</b>
Race and ethnicity unknown	<input type="text"/>	<input type="text"/>	<input type="text" value="8"/>	<input type="text"/>	<input type="text"/>	<input type="text"/>	<b>8</b>
<b>Total women</b>	<b>0</b>	<b>0</b>	<b>57</b>	<b>0</b>	<b>0</b>	<b>0</b>	<b>57</b>
<b>Total (men+women)</b>	<b>0</b>	<b>0</b>	<b>110</b>	<b>0</b>	<b>0</b>	<b>0</b>	<b>110</b>
Total from prior year							<b>111</b>

Part A1 - Full-time Instructional Staff by Academic Rank and Tenure Status - Multi-Year Contract

Number of Full-time Instructional Staff With Faculty Status Not on Tenure Track - Multi-Year Contract

As of November 1, 2020

- Report Hispanic/Latino individuals of any race as Hispanic/Latino
- Report race for non-Hispanic/Latino individuals only
- Include both Primarily Instruction and Instruction Combined with Research and/or Public Service

Men

Gender and race/ethnicity	Academic Rank					No academic rank	Total
	Professors	Associate professors	Assistant professors	Instructors	Lecturers		
<u>Nonresident alien</u>	<input type="text" value="0"/>	<input type="text"/>	<input type="text"/>	<input type="text"/>	<input type="text"/>	<input type="text"/>	0
<u>Hispanic/Latino</u>	<input type="text"/>	<input type="text"/>	<input type="text"/>	<input type="text"/>	<input type="text"/>	<input type="text"/>	0
<u>American Indian or Alaska Native</u>	<input type="text"/>	<input type="text"/>	<input type="text"/>	<input type="text"/>	<input type="text"/>	<input type="text"/>	0
<u>Asian</u>	<input type="text"/>	<input type="text"/>	<input type="text"/>	<input type="text"/>	<input type="text"/>	<input type="text"/>	0
<u>Black or African American</u>	<input type="text"/>	<input type="text"/>	<input type="text"/>	<input type="text"/>	<input type="text"/>	<input type="text"/>	0
<u>Native Hawaiian or Other Pacific Islander</u>	<input type="text"/>	<input type="text"/>	<input type="text"/>	<input type="text"/>	<input type="text"/>	<input type="text"/>	0
<u>White</u>	<input type="text"/>	<input type="text"/>	<input type="text"/>	<input type="text"/>	<input type="text"/>	<input type="text"/>	0
Two or more races	<input type="text"/>	<input type="text"/>	<input type="text"/>	<input type="text"/>	<input type="text"/>	<input type="text"/>	0
<u>Race and ethnicity unknown</u>	<input type="text"/>	<input type="text"/>	<input type="text"/>	<input type="text"/>	<input type="text"/>	<input type="text"/>	0
Total men	0	0	0	0	0	0	0

Women

Gender and race/ethnicity	Academic Rank					No academic rank	Total
	Professors	Associate professors	Assistant professors	Instructors	Lecturers		
Nonresident alien	<input type="text" value="0"/>	<input type="text"/>	<input type="text"/>	<input type="text"/>	<input type="text"/>	<input type="text"/>	0
Hispanic/Latino	<input type="text"/>	<input type="text"/>	<input type="text"/>	<input type="text"/>	<input type="text"/>	<input type="text"/>	0
American Indian or Alaska Native	<input type="text"/>	<input type="text"/>	<input type="text"/>	<input type="text"/>	<input type="text"/>	<input type="text"/>	0
Asian	<input type="text"/>	<input type="text"/>	<input type="text"/>	<input type="text"/>	<input type="text"/>	<input type="text"/>	0
Black or African American	<input type="text"/>	<input type="text"/>	<input type="text"/>	<input type="text"/>	<input type="text"/>	<input type="text"/>	0
Native Hawaiian or Other Pacific Islander	<input type="text"/>	<input type="text"/>	<input type="text"/>	<input type="text"/>	<input type="text"/>	<input type="text"/>	0
White	<input type="text"/>	<input type="text"/>	<input type="text"/>	<input type="text"/>	<input type="text"/>	<input type="text"/>	0
Two or more races	<input type="text"/>	<input type="text"/>	<input type="text"/>	<input type="text"/>	<input type="text"/>	<input type="text"/>	0
Race and ethnicity unknown	<input type="text"/>	<input type="text"/>	<input type="text"/>	<input type="text"/>	<input type="text"/>	<input type="text"/>	0
Total women	0	0	0	0	0	0	0
Total (men+women)	0	0	0	0	0	0	0
Total from prior year							

Part A1 - Full-time Instructional Staff by Academic Rank and Tenure Status - Annual Contract

Number of **Full-time Instructional Staff** With **Faculty Status** **Not on Tenure Track** - **Annual Contract**

As of November 1, 2020

- Report Hispanic/Latino individuals of any race as Hispanic/Latino
- Report race for non-Hispanic/Latino individuals only
- Include both Primarily Instruction and Instruction Combined with Research and/or Public Service

Men

Race/ethnicity	Academic Rank					No academic rank	Total
	Professors	Associate professors	Assistant professors	Instructors	Lecturers		
<u>Nonresident alien</u>	<input type="text"/>	<input type="text"/>	<input type="text"/>	<input type="text" value="1"/>	<input type="text"/>	<input type="text"/>	<b>1</b>
<u>Hispanic/Latino</u>	<input type="text"/>	<input type="text"/>	<input type="text"/>	<input type="text" value="7"/>	<input type="text"/>	<input type="text"/>	<b>7</b>
<u>American Indian or Alaska Native</u>	<input type="text"/>	<input type="text"/>	<input type="text"/>	<input type="text" value="0"/>	<input type="text"/>	<input type="text"/>	<b>0</b>
<u>Asian</u>	<input type="text"/>	<input type="text"/>	<input type="text"/>	<input type="text" value="0"/>	<input type="text"/>	<input type="text"/>	<b>0</b>
<u>Black or African American</u>	<input type="text"/>	<input type="text"/>	<input type="text"/>	<input type="text" value="1"/>	<input type="text"/>	<input type="text"/>	<b>1</b>
<u>Native Hawaiian or Other Pacific Islander</u>	<input type="text"/>	<input type="text"/>	<input type="text"/>	<input type="text" value="0"/>	<input type="text"/>	<input type="text"/>	<b>0</b>
<u>White</u>	<input type="text"/>	<input type="text"/>	<input type="text"/>	<input type="text" value="57"/>	<input type="text"/>	<input type="text"/>	<b>57</b>
Two or more races	<input type="text"/>	<input type="text"/>	<input type="text"/>	<input type="text" value="2"/>	<input type="text"/>	<input type="text"/>	<b>2</b>
<u>Race and ethnicity unknown</u>	<input type="text"/>	<input type="text"/>	<input type="text"/>	<input type="text" value="5"/>	<input type="text"/>	<input type="text"/>	<b>5</b>
<b>Total men</b>	<b>0</b>	<b>0</b>	<b>0</b>	<b>73</b>	<b>0</b>	<b>0</b>	<b>73</b>

Women

Race/ethnicity	Academic Rank					No academic rank	Total
	Professors	Associate professors	Assistant professors	Instructors	Lecturers		
Nonresident alien	<input type="text"/>	<input type="text"/>	<input type="text"/>	<input type="text" value="0"/>	<input type="text"/>	<input type="text"/>	<b>0</b>
Hispanic/Latino	<input type="text"/>	<input type="text"/>	<input type="text"/>	<input type="text" value="6"/>	<input type="text"/>	<input type="text"/>	<b>6</b>
American Indian or Alaska Native	<input type="text"/>	<input type="text"/>	<input type="text"/>	<input type="text" value="1"/>	<input type="text"/>	<input type="text"/>	<b>1</b>
Asian	<input type="text"/>	<input type="text"/>	<input type="text"/>	<input type="text" value="7"/>	<input type="text"/>	<input type="text"/>	<b>7</b>
Black or African American	<input type="text"/>	<input type="text"/>	<input type="text"/>	<input type="text" value="2"/>	<input type="text"/>	<input type="text"/>	<b>2</b>
Native Hawaiian or Other Pacific Islander	<input type="text"/>	<input type="text"/>	<input type="text"/>	<input type="text" value="0"/>	<input type="text"/>	<input type="text"/>	<b>0</b>
White	<input type="text"/>	<input type="text"/>	<input type="text"/>	<input type="text" value="84"/>	<input type="text"/>	<input type="text"/>	<b>84</b>
Two or more races	<input type="text"/>	<input type="text"/>	<input type="text"/>	<input type="text" value="2"/>	<input type="text"/>	<input type="text"/>	<b>2</b>
Race and ethnicity unknown	<input type="text"/>	<input type="text"/>	<input type="text"/>	<input type="text" value="10"/>	<input type="text"/>	<input type="text"/>	<b>10</b>
<b>Total women</b>	<b>0</b>	<b>0</b>	<b>0</b>	<b>112</b>	<b>0</b>	<b>0</b>	<b>112</b>
<b>Total (men+women)</b>	<b>0</b>	<b>0</b>	<b>0</b>	<b>185</b>	<b>0</b>	<b>0</b>	<b>185</b>
<b>Total from prior year</b>							<b>177</b>

Part A1 - Full-time Instructional Staff by Academic Rank and Tenure Status - Less-Than-Annual Contract

Number of **Full-time Instructional Staff** With **Faculty Status** **Not on Tenure Track** - **Less-than-annual Contract**

As of November 1, 2020

- Report Hispanic/Latino individuals of any race as Hispanic/Latino
- Report race for non-Hispanic/Latino individuals only
- Include both Primarily Instruction and Instruction Combined with Research and/or Public Service

Men

Race/ethnicity	Academic Rank					No academic rank	Total
	Professors	Associate professors	Assistant professors	Instructors	Lecturers		
<u>Nonresident alien</u>	<input type="text"/>	<input type="text"/>	<input type="text"/>	<input type="text"/>	<input type="text"/>	<input type="text"/>	0
<u>Hispanic/Latino</u>	<input type="text"/>	<input type="text"/>	<input type="text"/>	<input type="text"/>	<input type="text"/>	<input type="text"/>	0
<u>American Indian or Alaska Native</u>	<input type="text"/>	<input type="text"/>	<input type="text"/>	<input type="text"/>	<input type="text"/>	<input type="text"/>	0
<u>Asian</u>	<input type="text"/>	<input type="text"/>	<input type="text"/>	<input type="text"/>	<input type="text"/>	<input type="text"/>	0
<u>Black or African American</u>	<input type="text"/>	<input type="text"/>	<input type="text"/>	<input type="text"/>	<input type="text"/>	<input type="text"/>	0
<u>Native Hawaiian or Other Pacific Islander</u>	<input type="text"/>	<input type="text"/>	<input type="text"/>	<input type="text"/>	<input type="text"/>	<input type="text"/>	0
<u>White</u>	<input type="text"/>	<input type="text"/>	<input type="text"/>	<input type="text"/>	<input type="text"/>	<input type="text"/>	0
Two or more races	<input type="text"/>	<input type="text"/>	1	<input type="text"/>	<input type="text"/>	<input type="text"/>	1
<u>Race and ethnicity unknown</u>	<input type="text"/>	<input type="text"/>	1	<input type="text"/>	<input type="text"/>	<input type="text"/>	1
Total men	0	0	2	0	0	0	2

Women

Race/ethnicity	Academic Rank					No academic rank	Total
	Professors	Associate professors	Assistant professors	Instructors	Lecturers		
Nonresident alien	<input type="text"/>	<input type="text"/>	<input type="text"/>	<input type="text"/>	<input type="text"/>	<input type="text"/>	0
Hispanic/Latino	<input type="text"/>	<input type="text"/>	<input type="text"/>	<input type="text"/>	<input type="text"/>	<input type="text"/>	0
American Indian or Alaska Native	<input type="text"/>	<input type="text"/>	<input type="text"/>	<input type="text"/>	<input type="text"/>	<input type="text"/>	0
Asian	<input type="text"/>	<input type="text"/>	<input type="text"/>	<input type="text"/>	<input type="text"/>	<input type="text"/>	0
Black or African American	<input type="text"/>	<input type="text"/>	<input type="text"/>	<input type="text"/>	<input type="text"/>	<input type="text"/>	0
Native Hawaiian or Other Pacific Islander	<input type="text"/>	<input type="text"/>	<input type="text"/>	<input type="text"/>	<input type="text"/>	<input type="text"/>	0
White	<input type="text"/>	<input type="text"/>	<input type="text"/>	<input type="text"/>	<input type="text"/>	<input type="text"/>	0
Two or more races	<input type="text"/>	<input type="text"/>	<input type="text"/>	<input type="text"/>	<input type="text"/>	<input type="text"/>	0
Race and ethnicity unknown	<input type="text"/>	<input type="text"/>	<input type="text"/>	<input type="text"/>	<input type="text"/>	<input type="text"/>	0
Total women	0	0	0	0	0	0	0
Total (men+women)	0	0	2	0	0	0	2
Total from prior year							3

Part A1 - Full-time Instructional Staff by Academic Rank and Tenure Status - Indefinite duration contract

Number of Full-time Instructional Staff With Faculty Status Not on Tenure Track - Indefinite duration contract

As of November 1, 2020

- Report Hispanic/Latino individuals of any race as Hispanic/Latino
- Report race for non-Hispanic/Latino individuals only
- Include both Primarily Instruction and Instruction Combined with Research and/or Public Service

Men

Gender and race/ethnicity	Academic Rank					No academic rank	Total
	Professors	Associate professors	Assistant professors	Instructors	Lecturers		
<u>Nonresident alien</u>	<input type="text" value="0"/>	<input type="text"/>	<input type="text"/>	<input type="text"/>	<input type="text"/>	<input type="text"/>	0
<u>Hispanic/Latino</u>	<input type="text"/>	<input type="text"/>	<input type="text"/>	<input type="text"/>	<input type="text"/>	<input type="text"/>	0
<u>American Indian or Alaska Native</u>	<input type="text"/>	<input type="text"/>	<input type="text"/>	<input type="text"/>	<input type="text"/>	<input type="text"/>	0
<u>Asian</u>	<input type="text"/>	<input type="text"/>	<input type="text"/>	<input type="text"/>	<input type="text"/>	<input type="text"/>	0
<u>Black or African American</u>	<input type="text"/>	<input type="text"/>	<input type="text"/>	<input type="text"/>	<input type="text"/>	<input type="text"/>	0
<u>Native Hawaiian or Other Pacific Islander</u>	<input type="text"/>	<input type="text"/>	<input type="text"/>	<input type="text"/>	<input type="text"/>	<input type="text"/>	0
<u>White</u>	<input type="text"/>	<input type="text"/>	<input type="text"/>	<input type="text"/>	<input type="text"/>	<input type="text"/>	0
Two or more races	<input type="text"/>	<input type="text"/>	<input type="text"/>	<input type="text"/>	<input type="text"/>	<input type="text"/>	0
<u>Race and ethnicity unknown</u>	<input type="text"/>	<input type="text"/>	<input type="text"/>	<input type="text"/>	<input type="text"/>	<input type="text"/>	0
Total men	0	0	0	0	0	0	0

Women

Gender and race/ethnicity	Academic Rank					No academic rank	Total
	Professors	Associate professors	Assistant professors	Instructors	Lecturers		
Nonresident alien	<input type="text" value="0"/>	<input type="text"/>	<input type="text"/>	<input type="text"/>	<input type="text"/>	<input type="text"/>	0
Hispanic/Latino	<input type="text"/>	<input type="text"/>	<input type="text"/>	<input type="text"/>	<input type="text"/>	<input type="text"/>	0
American Indian or Alaska Native	<input type="text"/>	<input type="text"/>	<input type="text"/>	<input type="text"/>	<input type="text"/>	<input type="text"/>	0
Asian	<input type="text"/>	<input type="text"/>	<input type="text"/>	<input type="text"/>	<input type="text"/>	<input type="text"/>	0
Black or African American	<input type="text"/>	<input type="text"/>	<input type="text"/>	<input type="text"/>	<input type="text"/>	<input type="text"/>	0
Native Hawaiian or Other Pacific Islander	<input type="text"/>	<input type="text"/>	<input type="text"/>	<input type="text"/>	<input type="text"/>	<input type="text"/>	0
White	<input type="text"/>	<input type="text"/>	<input type="text"/>	<input type="text"/>	<input type="text"/>	<input type="text"/>	0
Two or more races	<input type="text"/>	<input type="text"/>	<input type="text"/>	<input type="text"/>	<input type="text"/>	<input type="text"/>	0
Race and ethnicity unknown	<input type="text"/>	<input type="text"/>	<input type="text"/>	<input type="text"/>	<input type="text"/>	<input type="text"/>	0
Total women	0	0	0	0	0	0	0
Total (men+women)	0	0	0	0	0	0	0
Total from prior year							



Part A1 - Full-time Instructional Staff - Without Faculty Status

Number of **Full-time Instructional Staff Without Faculty Status**

As of November 1, 2020

- Report Hispanic/Latino individuals of any race as Hispanic/Latino
- Report race for non-Hispanic/Latino individuals only
- Include both Primarily Instruction and Instruction Combined with Research and/or Public Service

Men

Race/ethnicity	Without Faculty Status	
<u>Nonresident alien</u>		<input type="text" value="0"/>
<u>Hispanic/Latino</u>		<input type="text"/>
<u>American Indian or Alaska Native</u>		<input type="text"/>
<u>Asian</u>		<input type="text"/>
<u>Black or African American</u>		<input type="text"/>
<u>Native Hawaiian or Other Pacific Islander</u>		<input type="text"/>
<u>White</u>		<input type="text"/>
Two or more races		<input type="text"/>
<u>Race and ethnicity unknown</u>		<input type="text"/>
<b>Total men</b>		<b>0</b>

Women

Race/ethnicity	Without Faculty Status	
Nonresident alien		<input type="text" value="0"/>
Hispanic/Latino		<input type="text"/>
American Indian or Alaska Native		<input type="text"/>
Asian		<input type="text"/>
Black or African American		<input type="text"/>
Native Hawaiian or Other Pacific Islander		<input type="text"/>
White		<input type="text"/>
Two or more races		<input type="text"/>
Race and ethnicity unknown		<input type="text"/>
<b>Total women</b>		<b>0</b>

<b>Total (men+women)</b>	<b>0</b>
Total from prior year	

Part A2 - Full-time Instructional Staff by Function

Number of **Full-time Instructional Staff**

As of November 1, 2020

- Report Primarily Instruction and Instruction Combined with Research and/or Public Service separately, as indicated below

	With <u>Faculty Status</u>						Without Faculty Status	Total
	<u>Tenured</u>	<u>On Tenure Track</u>	<u>Not on Tenure Track</u>					
			<u>Multi-year</u>	<u>Annual contract</u>	<u>Less-than-annual contract</u>	<u>Indefinite duration (continuing or at-will).</u>		
<b><u>Instructional staff</u></b>	160	110	0	185	2	0	0	457
Total carried forward from previous screens	160	110	0	185	2	0	0	457
<b><u>Primarily Instruction</u></b>	0	0	0	185	2	0	0	187
<b><u>i</u></b> Exclusively credit	<input type="text"/>	<input type="text"/>	<input type="text"/>	<input type="text"/>	<input type="text"/>	<input type="text"/>	<input type="text"/>	0
<b><u>i</u></b> Exclusively not-for-credit	<input type="text"/>	<input type="text"/>	<input type="text"/>	<input type="text"/>	<input type="text"/>	<input type="text"/>	<input type="text"/>	0
Combined credit/not-for-credit	<input type="text"/>	<input type="text"/>	<input type="text"/>	<input type="text" value="185"/>	<input type="text" value="2"/>	<input type="text"/>	<input type="text"/>	187
<u>Instruction/research/public service staff</u>	<input type="text" value="160"/>	<input type="text" value="110"/>	<input type="text"/>	<input type="text"/>	<input type="text"/>	<input type="text"/>	<input type="text"/>	270

Part A3 - Full-time Instructional Staff - Totals

Total number of Full-time Instructional Staff  
As of November 1, 2020

Race/ethnicity	Total men	Total women	Total (men+women)
Nonresident alien	4	1	5
Hispanic/Latino	17	12	29
American Indian or Alaska Native	0	2	2
Asian	18	18	36
Black or African American	3	6	9
Native Hawaiian or Other Pacific Islander	0	1	1
White	166	164	330
Two or more races	3	4	7
Race and ethnicity unknown	16	22	38
Total	227	230	457
Total from prior year			444

Institution: University of Colorado Colorado Springs (126580)

User ID: P1265801

## Part B1 - Full-time Non-instructional Staff by Occupational Category

Number of **Full-time** Non-instructional Staff by Occupational Category

As of November 1, 2020

- Report Hispanic/Latino individuals of any race as Hispanic/Latino
- Report race for non-Hispanic/Latino individuals only

## Men

Race/ethnicity	<u>Instructional Staff</u> (carried forward from Part A)	<u>Research staff</u>	<u>Public Service staff</u>
<u>Nonresident alien</u>	4	<input type="text" value="3"/>	<input type="text" value="0"/>
<u>Hispanic/Latino</u>	17	<input type="text"/>	<input type="text"/>
<u>American Indian or Alaska Native</u>	0	<input type="text"/>	<input type="text"/>
<u>Asian</u>	18	<input type="text"/>	<input type="text"/>
<u>Black or African American</u>	3	<input type="text"/>	<input type="text"/>
<u>Native Hawaiian or Other Pacific Islander</u>	0	<input type="text"/>	<input type="text"/>
<u>White</u>	166	<input type="text" value="5"/>	<input type="text" value="3"/>
Two or more races	3	<input type="text"/>	<input type="text"/>
<u>Race and ethnicity unknown</u>	16	<input type="text"/>	<input type="text"/>
<b>Total men</b>	<b>227</b>	<b>8</b>	<b>3</b>

## Women

Race/ethnicity	<u>Instructional Staff</u> (carried forward from Part A)	<u>Research staff</u>	<u>Public Service staff</u>
Nonresident alien	1	<input type="text"/>	<input type="text"/>
Hispanic/Latino	12	<input type="text"/>	<input type="text"/>
American Indian or Alaska Native	2	<input type="text"/>	<input type="text" value="1"/>
Asian	18	<input type="text" value="1"/>	<input type="text" value="1"/>
Black or African American	6	<input type="text" value="2"/>	<input type="text" value="1"/>
Native Hawaiian or Other Pacific Islander	1	<input type="text"/>	<input type="text"/>
White	164	<input type="text" value="5"/>	<input type="text" value="9"/>
Two or more races	4	<input type="text"/>	<input type="text"/>
Race and ethnicity unknown	22	<input type="text"/>	<input type="text" value="1"/>
<b>Total women</b>	<b>230</b>	<b>8</b>	<b>13</b>

<b>Total (men+women)</b>	<b>457</b>	<b>16</b>	<b>16</b>
Total from prior year	444	13	14

Institution: University of Colorado Colorado Springs (126580)

User ID: P1265801

## Part B1 - Full-time Non-instructional Staff by Occupational Category

Number of **Full-time** Non-instructional Staff by Occupational Category

As of November 1, 2020

- Report Hispanic/Latino individuals of any race as Hispanic/Latino
- Report race for non-Hispanic/Latino individuals only

## Men

Race/ethnicity	<u>Archivists, Curators, and Museum Technicians</u> 25-4010	<u>Librarians and Media Collections Specialists</u> 25-4020	<u>Library Technicians</u> 25-4030	<b>i</b> <u>Student and Academic Affairs and Other Education Services Occupations</u> 25-2000 + 25-3000 + 25-9000
<u>Nonresident alien</u>	<input type="text"/>	<input type="text"/>	<input type="text"/>	<input type="text" value="0"/>
<u>Hispanic/Latino</u>	<input type="text"/>	<input type="text"/>	<input type="text"/>	<input type="text" value="8"/>
<u>American Indian or Alaska Native</u>	<input type="text"/>	<input type="text"/>	<input type="text"/>	<input type="text" value="0"/>
<u>Asian</u>	<input type="text"/>	<input type="text"/>	<input type="text"/>	<input type="text" value="2"/>
<u>Black or African American</u>	<input type="text"/>	<input type="text"/>	<input type="text"/>	<input type="text" value="3"/>
<u>Native Hawaiian or Other Pacific Islander</u>	<input type="text"/>	<input type="text"/>	<input type="text"/>	<input type="text" value="0"/>
<u>White</u>	<input type="text"/>	<input type="text"/>	<input type="text" value="2"/>	<input type="text" value="45"/>
Two or more races	<input type="text"/>	<input type="text"/>	<input type="text"/>	<input type="text" value="1"/>
<u>Race and ethnicity unknown</u>	<input type="text"/>	<input type="text"/>	<input type="text"/>	<input type="text" value="2"/>
<b>Total men</b>	<b>0</b>	<b>0</b>	<b>2</b>	<b>61</b>

## Women

Race/ethnicity	<u>Archivists, Curators, and Museum Technicians</u> 25-4010	<u>Librarians and Media Collections Specialists</u> 25-4020	<u>Library Technicians</u> 25-4030	<u>Student and Academic Affairs and Other Education Services Occupations</u> 25-2000 + 25-3000 + 25-9000
Nonresident alien	<input type="text"/>	<input type="text"/>	<input type="text"/>	<input type="text"/>
Hispanic/Latino	<input type="text"/>	<input type="text"/>	<input type="text" value="1"/>	<input type="text" value="14"/>
American Indian or Alaska Native	<input type="text"/>	<input type="text"/>	<input type="text"/>	<input type="text"/>
Asian	<input type="text"/>	<input type="text"/>	<input type="text"/>	<input type="text" value="7"/>
Black or African American	<input type="text"/>	<input type="text"/>	<input type="text"/>	<input type="text" value="4"/>
Native Hawaiian or Other Pacific Islander	<input type="text"/>	<input type="text"/>	<input type="text"/>	<input type="text"/>
White	<input type="text" value="2"/>	<input type="text"/>	<input type="text" value="3"/>	<input type="text" value="94"/>
Two or more races	<input type="text"/>	<input type="text"/>	<input type="text"/>	<input type="text" value="6"/>
Race and ethnicity unknown	<input type="text"/>	<input type="text"/>	<input type="text"/>	<input type="text" value="5"/>
<b>Total women</b>	<b>2</b>	<b>0</b>	<b>4</b>	<b>130</b>

<b>Total (men+women)</b>	<b>2</b>	<b>0</b>	<b>6</b>	<b>191</b>
<b>Total from prior year</b>	<b>2</b>	<b>14</b>	<b>6</b>	<b>190</b>

Part B1 - Full-time Non-instructional Staff by Occupational Category

Number of **Full-time** Non-instructional Staff by Occupational Category

As of November 1, 2020

- Report Hispanic/Latino individuals of any race as Hispanic/Latino
- Report race for non-Hispanic/Latino individuals only

Men

Race/ethnicity	Management Occupations 11-0000	Business and Financial Operations Occupations 13-0000	Computer, Engineering, and Science Occupations 15-0000 + 17-0000 + 19-0000	Community, Social Service, Legal, Arts, Design, Entertainment, Sports, and Media Occupations 21-0000 + 23-0000 + 27-0000	Healthcare Practitioners and Technical Occupations 29-0000
<u>Nonresident alien</u>	<input type="text"/>	<input type="text"/>	<input type="text"/>	<input type="text"/>	<input type="text"/>
<u>Hispanic/Latino</u>	<input type="text" value="1"/>	<input type="text" value="3"/>	<input type="text" value="6"/>	<input type="text" value="4"/>	<input type="text"/>
<u>American Indian or Alaska Native</u>	<input type="text"/>	<input type="text"/>	<input type="text"/>	<input type="text" value="1"/>	<input type="text"/>
<u>Asian</u>	<input type="text" value="1"/>	<input type="text"/>	<input type="text" value="1"/>	<input type="text" value="1"/>	<input type="text"/>
<u>Black or African American</u>	<input type="text"/>	<input type="text" value="1"/>	<input type="text"/>	<input type="text" value="1"/>	<input type="text" value="1"/>
<u>Native Hawaiian or Other Pacific Islander</u>	<input type="text"/>	<input type="text"/>	<input type="text"/>	<input type="text"/>	<input type="text"/>
<u>White</u>	<input type="text" value="8"/>	<input type="text" value="10"/>	<input type="text" value="33"/>	<input type="text" value="24"/>	<input type="text"/>
Two or more races	<input type="text"/>	<input type="text"/>	<input type="text"/>	<input type="text" value="2"/>	<input type="text"/>
<u>Race and ethnicity unknown</u>	<input type="text" value="1"/>	<input type="text"/>	<input type="text" value="2"/>	<input type="text" value="2"/>	<input type="text"/>
Total men	11	14	42	35	1

Women

Race/ethnicity	Management Occupations 11-0000	Business and Financial Operations Occupations 13-0000	Computer, Engineering, and Science Occupations 15-0000 + 17-0000 + 19-0000	Community, Social Service, Legal, Arts, Design, Entertainment, Sports, and Media Occupations 21-0000 + 23-0000 + 27-0000	Healthcare Practitioners and Technical Occupations 29-0000
Nonresident alien	<input type="text"/>	<input type="text"/>	<input type="text"/>	<input type="text"/>	<input type="text"/>
Hispanic/Latino	<input type="text" value="2"/>	<input type="text" value="8"/>	<input type="text" value="1"/>	<input type="text" value="4"/>	<input type="text" value="3"/>
American Indian or Alaska Native	<input type="text"/>	<input type="text" value="1"/>	<input type="text"/>	<input type="text"/>	<input type="text"/>
Asian	<input type="text"/>	<input type="text" value="1"/>	<input type="text"/>	<input type="text" value="1"/>	<input type="text"/>
Black or African American	<input type="text"/>	<input type="text"/>	<input type="text"/>	<input type="text" value="2"/>	<input type="text" value="1"/>
Native Hawaiian or Other Pacific Islander	<input type="text"/>	<input type="text"/>	<input type="text"/>	<input type="text"/>	<input type="text"/>
White	<input type="text" value="6"/>	<input type="text" value="41"/>	<input type="text" value="11"/>	<input type="text" value="37"/>	<input type="text" value="5"/>
Two or more races	<input type="text"/>	<input type="text" value="1"/>	<input type="text" value="1"/>	<input type="text" value="1"/>	<input type="text"/>
Race and ethnicity unknown	<input type="text"/>	<input type="text" value="2"/>	<input type="text" value="2"/>	<input type="text" value="1"/>	<input type="text" value="1"/>
Total women	8	54	15	46	10

Total (men+women)	19	68	57	81	11
Total from prior year	22	61	54	80	14

Part B1 - Full-time Non-instructional Staff by Occupational Category

Number of **Full-time** Non-instructional Staff by Occupational Category

As of November 1, 2020

- Report Hispanic/Latino individuals of any race as Hispanic/Latino
- Report race for non-Hispanic/Latino individuals only

Men

Race/ethnicity	<u>Service Occupations</u> 31-0000 + 33-0000 + 35-0000 + 37-0000 + 39-0000	<u>Sales and Related Occupations</u> 41-0000	<u>Office and Administrative Support Occupations</u> 43-0000	<u>Natural Resources, Construction, and Maintenance Occupations</u> 45-0000 + 47-0000 + 49-0000	<u>Production, Transportation, and Material Moving Occupations</u> 51-0000 + 53-0000	Grand Total (All full-time staff)
<u>Nonresident alien</u>	<div>0</div>	<div></div>	<div></div>	<div></div>	<div></div>	7
<u>Hispanic/Latino</u>	<div>8</div>	<div></div>	<div>4</div>	<div>1</div>	<div>1</div>	53
<u>American Indian or Alaska Native</u>	<div>1</div>	<div></div>	<div></div>	<div></div>	<div></div>	2
<u>Asian</u>	<div>5</div>	<div></div>	<div></div>	<div></div>	<div></div>	28
<u>Black or African American</u>	<div>4</div>	<div></div>	<div>1</div>	<div>1</div>	<div></div>	15
<u>Native Hawaiian or Other Pacific Islander</u>	<div>1</div>	<div></div>	<div></div>	<div></div>	<div></div>	1
<u>White</u>	<div>43</div>	<div>1</div>	<div>6</div>	<div>22</div>	<div>4</div>	372
Two or more races	<div>2</div>	<div></div>	<div></div>	<div></div>	<div></div>	8
<u>Race and ethnicity unknown</u>	<div>0</div>	<div></div>	<div></div>	<div>3</div>	<div></div>	26
Total men	64	1	11	27	5	512

Women

Race/ethnicity	<u>Service Occupations</u> 31-0000 + 33-0000 + 35-0000 + 37-0000 + 39-0000	<u>Sales and Related Occupations</u> 41-0000	<u>Office and Administrative Support Occupations</u> 43-0000	<u>Natural Resources, Construction, and Maintenance Occupations</u> 45-0000 + 47-0000 + 49-0000	<u>Production, Transportation, and Material Moving Occupations</u> 51-0000 + 53-0000	Grand Total (All full-time staff)
Nonresident alien	<div></div>	<div></div>	<div></div>	<div></div>	<div></div>	1
Hispanic/Latino	<div>9</div>	<div></div>	<div>9</div>	<div></div>	<div>1</div>	64
American Indian or Alaska Native	<div>1</div>	<div></div>	<div></div>	<div></div>	<div></div>	5
Asian	<div>2</div>	<div></div>	<div>1</div>	<div>1</div>	<div></div>	33
Black or African American	<div>2</div>	<div></div>	<div>1</div>	<div></div>	<div></div>	19
Native Hawaiian or Other Pacific Islander	<div>1</div>	<div></div>	<div></div>	<div></div>	<div></div>	2
White	<div>39</div>	<div>2</div>	<div>45</div>	<div>5</div>	<div>1</div>	469
Two or more races	<div></div>	<div></div>	<div></div>	<div></div>	<div></div>	13
Race and ethnicity unknown	<div>3</div>	<div></div>	<div>1</div>	<div></div>	<div></div>	38
Total women	57	2	57	6	2	644

Total (men+women)	121	3	68	33	7	1,156
Total from prior year	148	6	74	37	6	1,185


Institution: University of Colorado Colorado Springs (126580)

User ID: P1265801

## Part B2 - Full-time Non-instructional Staff by Occupational Category and Tenure Status

Number of **Full-time** Non-instructional Staff

As of November 1, 2020

Occupational category	With <u>Faculty Status</u>						Without Faculty Status	Total
	<u>Tenured</u>	<u>On Tenure Track</u>	<u>Not on Tenure Track</u>					
			<u>Multi-year</u>	<u>Annual contract</u>	<u>Less-than-annual contract</u>	<u>Indefinite duration (continuing or at-will)</u>		
<u>Research staff</u>	<input type="text"/>	<input type="text"/>	<input type="text"/>	<input type="text"/>	<input type="text"/>	<input type="text" value="16"/>	<input type="text"/>	<b>16</b>
<u>Public Service staff</u>	<input type="text"/>	<input type="text"/>	<input type="text"/>	<input type="text"/>	<input type="text"/>	<input type="text" value="16"/>	<input type="text"/>	<b>16</b>
<u>Archivists, Curators, and Museum Technicians</u> 25-4010	<input type="text"/>	<input type="text"/>	<input type="text"/>	<input type="text"/>	<input type="text"/>	<input type="text"/>	<input type="text" value="2"/>	<b>2</b>
<u>Librarians and Media Collections Specialists</u> 25-4020	<input type="text"/>	<input type="text"/>	<input type="text"/>	<input type="text"/>	<input type="text"/>	<input type="text"/>	<input type="text" value="0"/>	<b>0</b>
<u>Library Technicians</u> 25-4030	<input type="text"/>	<input type="text"/>	<input type="text"/>	<input type="text"/>	<input type="text"/>	<input type="text"/>	<input type="text" value="6"/>	<b>6</b>
<b><u>i</u></b> <u>Student and Academic Affairs and Other Education Services Occupations</u> 25-2000 + 25-3000 + 25-9000	<input type="text"/>	<input type="text"/>	<input type="text"/>	<input type="text"/>	<input type="text"/>	<input type="text"/>	<input type="text" value="191"/>	<b>191</b>
<u>Management Occupations</u> 11-0000	<input type="text"/>	<input type="text"/>	<input type="text"/>	<input type="text"/>	<input type="text"/>	<input type="text"/>	<input type="text" value="19"/>	<b>19</b>
<u>Business and Financial Operations Occupations</u> 13-0000	<input type="text"/>	<input type="text"/>	<input type="text"/>	<input type="text"/>	<input type="text"/>	<input type="text"/>	<input type="text" value="68"/>	<b>68</b>
<u>Computer, Engineering, and Science Occupations</u> 15-0000 + 17-0000 + 19-0000	<input type="text"/>	<input type="text"/>	<input type="text"/>	<input type="text"/>	<input type="text"/>	<input type="text"/>	<input type="text" value="57"/>	<b>57</b>
<u>Community, Social Service, Legal, Arts, Design, Entertainment, Sports, and Media Occupations</u> 21-0000 + 23-0000 + 27-0000	<input type="text"/>	<input type="text"/>	<input type="text"/>	<input type="text"/>	<input type="text"/>	<input type="text"/>	<input type="text" value="81"/>	<b>81</b>
<u>Healthcare Practitioners and Technical Occupations</u> 29-0000	<input type="text"/>	<input type="text"/>	<input type="text"/>	<input type="text"/>	<input type="text"/>	<input type="text"/>	<input type="text" value="11"/>	<b>11</b>
<b>Total</b>	<b> 0</b>	<b> 0</b>	<b>0</b>	<b> 0</b>	<b>0</b>	<b>32</b>	<b>435</b>	<b>467</b>
Total from prior year	1	7		4		27	431	470



Part C - Full-time Summary

Summary of Full-time Staff

As of November 1, 2020

- Data will not be generated on this screen until the relevant screens in the previous section have been completed.

Occupational category		With Faculty Status						Without Faculty Status	Total
		Tenured	On Tenure Track	Not on Tenure Track					
				Multi-year	Annual contract	Less-than-annual contract	Indefinite duration (continuing or at-will)		
Primarily Instruction		0	0	0	185	2	0	0	187
	Exclusively credit								0
	Exclusively not-for-credit								0
	Combined credit/not-for-credit				185	2			187
Instruction/research/public service staff		160	110						270
Research staff							16		16
Public Service staff							16		16
Archivists, Curators, and Museum Technicians 25-4010								2	2
Librarians and Media Collections Specialists 25-4020								0	0
Library Technicians 25-4030								6	6
Student and Academic Affairs and Other Education Services Occupations 25-2000 + 25-3000 + 25-9000								191	191
Management Occupations 11-0000								19	19
Business and Financial Operations Occupations 13-0000								68	68
Computer, Engineering, and Science Occupations 15-0000 + 17-0000 + 19-0000								57	57
Community, Social Service, Legal, Arts, Design, Entertainment, Sports, and Media Occupations 21-0000 + 23-0000 + 27-0000								81	81
Healthcare Practitioners and Technical Occupations 29-0000								11	11
Service Occupations 31-0000 + 33-0000 + 35-0000 + 37-0000 + 39-0000									121
Sales and Related Occupations 41-0000									3
Office and Administrative Support Occupations 43-0000									68
Natural Resources, Construction, and Maintenance Occupations 45-0000 + 47-0000 + 49-0000									33
Production, Transportation, and Material Moving Occupations 51-0000 + 53-0000									7
Total									1,156

Part G1 - Salaries Worksheet

Number of **Full-time Instructional Staff** For Calculation of Total Number of Months

Annual Salary, 2020-21

- Report the number of instructional staff based on the number of months to be worked
- Months reported should correspond with the number of months that staff worked (which may differ from the number of months over which they are paid)
- Include **ONLY** full-time instructional staff
- Include instructional staff *with* faculty status and *without* faculty status
- Include instructional staff regardless of tenure status

Men

Gender and academic rank	Months worked					Total Staff	Total staff for salary reporting
	12 months	11 months	10 months	9 months	< 9 months		
Professors	<input type="text"/>	<input type="text"/>	<input type="text"/>	<input type="text" value="54"/>	<input type="text"/>	54	54
Associate professors	<input type="text"/>	<input type="text"/>	<input type="text"/>	<input type="text" value="45"/>	<input type="text"/>	45	45
Assistant professors	<input type="text" value="3"/>	<input type="text"/>	<input type="text"/>	<input type="text" value="52"/>	<input type="text"/>	55	55
Instructors	<input type="text" value="4"/>	<input type="text"/>	<input type="text"/>	<input type="text" value="69"/>	<input type="text"/>	73	73
Lecturers	<input type="text"/>	<input type="text"/>	<input type="text"/>	<input type="text"/>	<input type="text"/>	0	0
No academic rank	<input type="text"/>	<input type="text"/>	<input type="text"/>	<input type="text"/>	<input type="text"/>	0	0
Total men	7	0	0	220	0	227	227
Total men full-time instructional staff from Part A						227	

Women

Gender and academic rank	Months worked					Total Staff	Total staff for salary reporting
	12 months	11 months	10 months	9 months	< 9 months		
Professors	<input type="text"/>	<input type="text"/>	<input type="text"/>	<input type="text" value="25"/>	<input type="text"/>	25	25
Associate professors	<input type="text"/>	<input type="text"/>	<input type="text"/>	<input type="text" value="36"/>	<input type="text"/>	36	36
Assistant professors	<input type="text" value="3"/>	<input type="text"/>	<input type="text"/>	<input type="text" value="54"/>	<input type="text"/>	57	57
Instructors	<input type="text" value="6"/>	<input type="text"/>	<input type="text"/>	<input type="text" value="106"/>	<input type="text"/>	112	112
Lecturers	<input type="text"/>	<input type="text"/>	<input type="text"/>	<input type="text"/>	<input type="text"/>	0	0
No academic rank	<input type="text"/>	<input type="text"/>	<input type="text"/>	<input type="text"/>	<input type="text"/>	0	0
Total women	9	0	0	221	0	230	230
Total women full-time instructional staff from Part A						230	

Total (men+women)	16	0	0	441	0	457	457
Total (men+women) full-time instructional staff from Part A						457	

Part G2 - Salary Outlays for Instructional Staff

Salary Outlays for Full-time Instructional Staff

Annual Salary Outlays, 2020-21

- Report the TOTAL ANNUAL salary outlays for the full-time instructional staff reported in the 12 months, 11 months, 10 months, and 9 months columns on the previous screen, Part G1 – Salaries Worksheet
- Using the TOTAL ANNUAL salary outlays data provided, the system will calculate the Equated 9 months by academic rank and gender.

Men

Gender and academic rank	Total staff for salary reporting (from Part G, screen 1)	Salary Outlays				
		12 months	11 months	10 months	9 months	Equated 9 months
Professors	54				6,128,766	6,128,766
Associate professors	45				4,002,359	4,002,359
Assistant professors	55	178,226			4,001,076	4,134,746
Instructors	73	266,202			3,633,241	3,832,893
Lecturers	0					0
No academic rank	0					0
Total men	227	444,428	0	0	17,765,442	18,098,763

Women


Gender and academic rank	Total staff for salary reporting (from Part G, screen 1)	Salary Outlays				
		12 months	11 months	10 months	9 months	Equated 9 months
Professors	25				2,410,475	2,410,475
Associate professors	36				3,065,244	3,065,244
Assistant professors	57	180,622			3,738,169	3,873,636
Instructors	112	361,260			5,576,487	5,847,432
Lecturers	0					0
No academic rank	0					0
Total women	230	541,882	0	0	14,790,375	15,196,787

Total (men + women)	457	986,310	0	0	32,555,817	33,295,550
---------------------	-----	---------	---	---	------------	------------


Part G3 - Average Salaries for Instructional Staff by Academic Rank

Average Salary by academic rank for **Full-time Instructional Staff**  
Annual Average Salaries, 2020-21

Men

Gender and academic rank	Total staff for salary reporting (from Part G, screen 1)	Annual Average Salaries				
		12 months	11 months	10 months	9 months	 Equated 9 months
Professors	54				113,496	113,496
Associate professors	45				88,941	88,941
Assistant professors	55	59,409			76,944	75,177
Instructors	73	66,551			52,656	52,505
Lecturers	0					
No academic rank	0					
Total men	227	63,490			80,752	79,730

Women

Gender and academic rank	Total staff for salary reporting (from Part G, screen 1)	Annual Average Salaries				
		12 months	11 months	10 months	9 months	 Equated 9 months
Professors	25				96,419	96,419
Associate professors	36				85,146	85,146
Assistant professors	57	60,207			69,225	67,959
Instructors	112	60,210			52,608	52,209
Lecturers	0					
No academic rank	0					
Total women	230	60,209			66,925	66,073

Total (men+women)	457	61,644			73,823	72,857
-------------------	-----	--------	--	--	--------	--------

Part G4 - Salary Outlays for Non-instructional Staff

Salary Outlays for **Full-time Non-instructional Staff**  
Annual Salary Outlays, 2020-21

Occupational category	<div><div></div>Number of full-time staff (carried forward from the Part B - FT, non-instructional staff screens)</div>	<div><div></div>Total annual salary outlays</div>
<u>Research staff</u>	16	<div>1,106,680</div>
<u>Public Service staff</u>	16	<div>1,275,612</div>
<u>Library and Student and Academic Affairs and Other Education Services Occupations</u> 25-4000 + 25-2000 + 25-3000 + 25-9000	199	<div>11,912,974</div>
<u>Management Occupations</u> 11-0000	19	<div>3,835,226</div>
<u>Business and Financial Operations Occupations</u> 13-0000	68	<div>4,593,737</div>
<u>Computer, Engineering, and Science Occupations</u> 15-0000 + 17-0000 + 19-0000	57	<div>3,948,901</div>
<u>Community, Social Service, Legal, Arts, Design, Entertainment, Sports, and Media Occupations</u> 21-0000 + 23-0000 + 27-0000	81	<div>4,700,953</div>
<u>Healthcare Practitioners and Technical Occupations</u> 29-0000	11	<div>626,470</div>
<u>Service Occupations</u> 31-0000 + 33-0000 + 35-0000 + 37-0000 + 39-0000	121	<div>5,802,776</div>
<u>Sales and Related Occupations</u> 41-0000	3	<div>151,943</div>
<u>Office and Administrative Support Occupations</u> 43-0000	68	<div>3,516,802</div>
<u>Natural Resources, Construction, and Maintenance Occupations</u> 45-0000 + 47-0000 + 49-0000	33	<div>1,940,885</div>
<u>Production, Transportation, and Material Moving Occupations</u> 51-0000 + 53-0000	7	<div>418,245</div>

Institution: University of Colorado Colorado Springs (126580)

User ID: P1265801

**Part D - Part-time Staff by Occupational Category****Number of Part-time Staff by Occupational Category**

As of November 1, 2020

- Report Hispanic/Latino individuals of any race as Hispanic/Latino
- Report race for non-Hispanic/Latino individuals only

**Men**

Race/ethnicity	<u>Instructional staff</u>	<u>Research staff</u>	<u>Public Service staff</u>
<u>Nonresident alien</u>	<input type="text" value="0"/>	<input type="text"/>	<input type="text"/>
<u>Hispanic/Latino</u>	<input type="text" value="10"/>	<input type="text" value="1"/>	<input type="text"/>
<u>American Indian or Alaska Native</u>	<input type="text" value="1"/>	<input type="text"/>	<input type="text"/>
<u>Asian</u>	<input type="text" value="4"/>	<input type="text"/>	<input type="text"/>
<u>Black or African American</u>	<input type="text" value="3"/>	<input type="text"/>	<input type="text"/>
<u>Native Hawaiian or Other Pacific Islander</u>	<input type="text" value="0"/>	<input type="text"/>	<input type="text"/>
<u>White</u>	<input type="text" value="93"/>	<input type="text" value="5"/>	<input type="text" value="2"/>
Two or more races	<input type="text" value="1"/>	<input type="text"/>	<input type="text"/>
<u>Race and ethnicity unknown</u>	<input type="text" value="22"/>	<input type="text"/>	<input type="text"/>
<b>Total men</b>	<b>134</b>	<b>6</b>	<b>2</b>

**Women**

Race/ethnicity	<u>Instructional staff</u>	<u>Research staff</u>	<u>Public Service staff</u>
Nonresident alien	<input type="text" value="0"/>	<input type="text"/>	<input type="text"/>
Hispanic/Latino	<input type="text" value="11"/>	<input type="text" value="1"/>	<input type="text"/>
American Indian or Alaska Native	<input type="text" value="1"/>	<input type="text"/>	<input type="text"/>
Asian	<input type="text" value="5"/>	<input type="text"/>	<input type="text"/>
Black or African American	<input type="text" value="11"/>	<input type="text"/>	<input type="text"/>
Native Hawaiian or Other Pacific Islander	<input type="text" value="0"/>	<input type="text"/>	<input type="text"/>
White	<input type="text" value="141"/>	<input type="text" value="3"/>	<input type="text" value="3"/>
Two or more races	<input type="text" value="1"/>	<input type="text"/>	<input type="text"/>
Race and ethnicity unknown	<input type="text" value="36"/>	<input type="text" value="1"/>	<input type="text"/>
<b>Total women</b>	<b>206</b>	<b>5</b>	<b>3</b>

<b>Total (men+women)</b>	<b>340</b>	<b>11</b>	<b>5</b>
Total from prior year	336	8	5

Institution: University of Colorado Colorado Springs (126580)

User ID: P1265801

## Part D - Part-time Staff by Occupational Category

Number of **Part-time Staff** by Occupational Category

As of November 1, 2020

- Report Hispanic/Latino individuals of any race as Hispanic/Latino
- Report race for non-Hispanic/Latino individuals only

## Men

Race/ethnicity	<u>Archivists, Curators, and Museum Technicians</u> 25-4010	<u>Librarians and Media Collections Specialists</u> 25-4020	<u>Library Technicians</u> 25-4030	<u>Student and Academic Affairs and Other Education Services Occupations</u> 25-2000 + 25-3000 + 25-9000	<u>Library and Student and Academic Affairs and Other Education Services Occupations</u>
<u>Nonresident alien</u>	<input type="text"/>	<input type="text"/>	<input type="text"/>	<input type="text"/>	0
<u>Hispanic/Latino</u>	<input type="text"/>	<input type="text"/>	<input type="text"/>	<input type="text"/>	0
<u>American Indian or Alaska Native</u>	<input type="text"/>	<input type="text"/>	<input type="text"/>	<input type="text"/>	0
<u>Asian</u>	<input type="text"/>	<input type="text"/>	<input type="text"/>	<input type="text"/>	0
<u>Black or African American</u>	<input type="text"/>	<input type="text"/>	<input type="text"/>	<input type="text"/>	0
<u>Native Hawaiian or Other Pacific Islander</u>	<input type="text"/>	<input type="text"/>	<input type="text"/>	<input type="text"/>	0
<u>White</u>	<input type="text"/>	<input type="text"/>	<input type="text"/>	<input type="text" value="4"/>	4
Two or more races	<input type="text"/>	<input type="text"/>	<input type="text"/>	<input type="text"/>	0
<u>Race and ethnicity unknown</u>	<input type="text"/>	<input type="text"/>	<input type="text"/>	<input type="text"/>	0
<b>Total men</b>	0	0	0	4	4

## Women

Race/ethnicity	<u>Archivists, Curators, and Museum Technicians</u> 25-4010	<u>Librarians and Media Collections Specialists</u> 25-4020	<u>Library Technicians</u> 25-4030	<u>Student and Academic Affairs and Other Education Services Occupations</u> 25-2000 + 25-3000 + 25-9000	<u>Library and Student and Academic Affairs and Other Education Services Occupations</u>
Nonresident alien	<input type="text"/>	<input type="text"/>	<input type="text"/>	<input type="text"/>	0
Hispanic/Latino	<input type="text"/>	<input type="text"/>	<input type="text"/>	<input type="text"/>	0
American Indian or Alaska Native	<input type="text"/>	<input type="text"/>	<input type="text"/>	<input type="text"/>	0
Asian	<input type="text"/>	<input type="text"/>	<input type="text"/>	<input type="text"/>	0
Black or African American	<input type="text" value="1"/>	<input type="text"/>	<input type="text"/>	<input type="text"/>	1
Native Hawaiian or Other Pacific Islander	<input type="text"/>	<input type="text"/>	<input type="text"/>	<input type="text"/>	0
White	<input type="text"/>	<input type="text"/>	<input type="text" value="3"/>	<input type="text" value="15"/>	18
Two or more races	<input type="text"/>	<input type="text"/>	<input type="text"/>	<input type="text" value="1"/>	1
Race and ethnicity unknown	<input type="text"/>	<input type="text"/>	<input type="text"/>	<input type="text" value="2"/>	2
<b>Total women</b>	1	0	3	18	22

<b>Total (men+women)</b>	1	<input checked="" type="radio"/> 0	3	22	26
Total from prior year	1	1	3	19	24

Institution: University of Colorado Colorado Springs (126580)

User ID: P1265801

## Part D - Part-time Staff by Occupational Category

Number of **Part-time Staff**

As of November 1, 2020

- Report Hispanic/Latino individuals of any race as Hispanic/Latino
- Report race for non-Hispanic/Latino individuals only

## Men

Race/ethnicity	<u>Management Occupations</u> 11-0000	<u>Business and Financial Operations Occupations</u> 13-0000	<u>Computer, Engineering, and Science Occupations</u> 15-0000 + 17-0000 + 19-0000	<u>Community, Social Service, Legal, Arts, Design, Entertainment, Sports, and Media Occupations</u> 21-0000 + 23-0000 + 27-0000	<u>Healthcare Practitioners and Technical Occupations</u> 29-0000
<u>Nonresident alien</u>	<input type="text"/>	<input type="text"/>	<input type="text"/>	<input type="text"/>	<input type="text"/>
<u>Hispanic/Latino</u>	<input type="text"/>	<input type="text"/>	<input type="text"/>	<input type="text" value="1"/>	<input type="text"/>
<u>American Indian or Alaska Native</u>	<input type="text"/>	<input type="text"/>	<input type="text"/>	<input type="text"/>	<input type="text"/>
<u>Asian</u>	<input type="text"/>	<input type="text"/>	<input type="text"/>	<input type="text"/>	<input type="text"/>
<u>Black or African American</u>	<input type="text"/>	<input type="text"/>	<input type="text"/>	<input type="text"/>	<input type="text"/>
<u>Native Hawaiian or Other Pacific Islander</u>	<input type="text"/>	<input type="text"/>	<input type="text"/>	<input type="text"/>	<input type="text"/>
<u>White</u>	<input type="text"/>	<input type="text" value="1"/>	<input type="text"/>	<input type="text" value="3"/>	<input type="text"/>
Two or more races	<input type="text"/>	<input type="text"/>	<input type="text"/>	<input type="text"/>	<input type="text"/>
<u>Race and ethnicity unknown</u>	<input type="text"/>	<input type="text"/>	<input type="text"/>	<input type="text" value="1"/>	<input type="text"/>
<b>Total men</b>	<b>0</b>	<b>1</b>	<b>0</b>	<b>5</b>	<b>0</b>

## Women

Race/ethnicity	<u>Management Occupations</u> 11-0000	<u>Business and Financial Operations Occupations</u> 13-0000	<u>Computer, Engineering, and Science Occupations</u> 15-0000 + 17-0000 + 19-0000	<u>Community, Social Service, Legal, Arts, Design, Entertainment, Sports, and Media Occupations</u> 21-0000 + 23-0000 + 27-0000	<u>Healthcare Practitioners and Technical Occupations</u> 29-0000
Nonresident alien	<input type="text"/>	<input type="text"/>	<input type="text"/>	<input type="text"/>	<input type="text"/>
Hispanic/Latino	<input type="text"/>	<input type="text"/>	<input type="text"/>	<input type="text"/>	<input type="text" value="1"/>
American Indian or Alaska Native	<input type="text"/>	<input type="text"/>	<input type="text"/>	<input type="text"/>	<input type="text"/>
Asian	<input type="text"/>	<input type="text"/>	<input type="text"/>	<input type="text"/>	<input type="text"/>
Black or African American	<input type="text"/>	<input type="text"/>	<input type="text"/>	<input type="text"/>	<input type="text"/>
Native Hawaiian or Other Pacific Islander	<input type="text"/>	<input type="text"/>	<input type="text"/>	<input type="text"/>	<input type="text"/>
White	<input type="text" value="3"/>	<input type="text" value="5"/>	<input type="text"/>	<input type="text"/>	<input type="text" value="9"/>
Two or more races	<input type="text"/>	<input type="text"/>	<input type="text"/>	<input type="text" value="1"/>	<input type="text"/>
<u>Race and ethnicity unknown</u>	<input type="text"/>	<input type="text"/>	<input type="text"/>	<input type="text" value="1"/>	<input type="text"/>
<b>Total women</b>	<b>3</b>	<b>5</b>	<b>0</b>	<b>2</b>	<b>10</b>

<b>Total (men+women)</b>	<b>3</b>	<b>6</b>	<b>0</b>	<b>7</b>	<b>10</b>
<b>Total from prior year</b>	<b>4</b>	<b>7</b>		<b>6</b>	<b>12</b>



Part D - Part-time Staff by Occupational Category

Number of **Part-time Staff**

As of November 1, 2020

- Report Hispanic/Latino individuals of any race as Hispanic/Latino
- Report race for non-Hispanic/Latino individuals only

Men

Race/ethnicity	<u>Service Occupations</u> 31-0000 + 33-0000 + 35-0000 + 37-0000 + 39-0000	<u>Sales and Related Occupations</u> 41-0000	<u>Office and Administrative Support Occupations</u> 43-0000	<u>Natural Resources, Construction, and Maintenance Occupations</u> 45-0000 + 47-0000 + 49-0000	<u>Production, Transportation, and Material Moving Occupations</u> 51-0000 + 53-0000	Grand Total (All part-time staff)
<u>Nonresident alien</u>	<input type="text"/>	<input type="text"/>	<input type="text"/>	<input type="text"/>	<input type="text"/>	0
<u>Hispanic/Latino</u>	<input type="text"/>	<input type="text"/>	<input type="text"/>	<input type="text"/>	<input type="text"/>	12
<u>American Indian or Alaska Native</u>	<input type="text"/>	<input type="text"/>	<input type="text"/>	<input type="text"/>	<input type="text"/>	1
<u>Asian</u>	<input type="text"/>	<input type="text"/>	<input type="text"/>	<input type="text"/>	<input type="text"/>	4
<u>Black or African American</u>	<input type="text" value="1"/>	<input type="text"/>	<input type="text"/>	<input type="text"/>	<input type="text" value="1"/>	5
<u>Native Hawaiian or Other Pacific Islander</u>	<input type="text"/>	<input type="text"/>	<input type="text"/>	<input type="text"/>	<input type="text"/>	0
<u>White</u>	<input type="text" value="1"/>	<input type="text"/>	<input type="text" value="1"/>	<input type="text"/>	<input type="text" value="9"/>	119
Two or more races	<input type="text"/>	<input type="text"/>	<input type="text"/>	<input type="text"/>	<input type="text"/>	1
<u>Race and ethnicity unknown</u>	<input type="text"/>	<input type="text"/>	<input type="text"/>	<input type="text"/>	<input type="text" value="1"/>	24
Total men	2	0	1	0	11	166

Women

Race/ethnicity	<u>Service Occupations</u> 31-0000 + 33-0000 + 35-0000 + 37-0000 + 39-0000	<u>Sales and Related Occupations</u> 41-0000	<u>Office and Administrative Support Occupations</u> 43-0000	<u>Natural Resources, Construction, and Maintenance Occupations</u> 45-0000 + 47-0000 + 49-0000	<u>Production, Transportation, and Material Moving Occupations</u> 51-0000 + 53-0000	Grand Total (All part-time staff)
Nonresident alien	<input type="text"/>	<input type="text"/>	<input type="text"/>	<input type="text"/>	<input type="text"/>	0
Hispanic/Latino	<input type="text"/>	<input type="text"/>	<input type="text" value="1"/>	<input type="text"/>	<input type="text"/>	14
American Indian or Alaska Native	<input type="text"/>	<input type="text"/>	<input type="text"/>	<input type="text"/>	<input type="text"/>	1
Asian	<input type="text"/>	<input type="text"/>	<input type="text" value="1"/>	<input type="text"/>	<input type="text"/>	6
Black or African American	<input type="text" value="2"/>	<input type="text"/>	<input type="text"/>	<input type="text"/>	<input type="text"/>	14
Native Hawaiian or Other Pacific Islander	<input type="text"/>	<input type="text"/>	<input type="text"/>	<input type="text"/>	<input type="text"/>	0
White	<input type="text" value="4"/>	<input type="text" value="1"/>	<input type="text" value="3"/>	<input type="text"/>	<input type="text"/>	190
Two or more races	<input type="text" value="1"/>	<input type="text"/>	<input type="text"/>	<input type="text"/>	<input type="text"/>	4
Race and ethnicity unknown	<input type="text"/>	<input type="text"/>	<input type="text"/>	<input type="text"/>	<input type="text"/>	40
Total women	7	1	5	0	0	269

Total (men+women)	9	1	6	<input checked="" type="checkbox"/> 0	11	435
Total from prior year	19		4	2	15	442

Part D - Graduate assistants

Number of Graduate Assistants

As of November 1, 2020

- Report Hispanic/Latino individuals of any race as Hispanic/Latino
- Report race for non-Hispanic/Latino individuals only

Men

Race/ethnicity	Teaching 25-9044	Research	Other 11-0000, 13-0000, 15-0000, 17-0000, 19-0000, 21-0000, 23-0000, 27-0000, 25-4000, 25-4010, 25-4020, 25-4030, 25-2000, 25-3000, 25-9000, 29-0000	Total
Nonresident alien	2	10	0	12
Hispanic/Latino	3	0	1	4
American Indian or Alaska Native	0	0	0	0
Asian	1	1	1	3
Black or African American	0	1	0	1
Native Hawaiian or Other Pacific Islander	0	0	0	0
White	22	3	2	27
Two or more races	0	0	0	0
Race and ethnicity unknown	8	6	1	15
Total men	36	21	5	62

Women

Race/ethnicity	Teaching 25-9044	Research	Other 11-0000, 13-0000, 15-0000, 17-0000, 19-0000, 21-0000, 23-0000, 27-0000, 25-4000, 25-4010, 25-4020, 25-4030, 25-2000, 25-3000, 25-9000, 29-0000	Total
Nonresident alien	4	1	0	5
Hispanic/Latino	0	1	2	3
American Indian or Alaska Native	0	1	0	1
Asian	2	1	1	4
Black or African American	0	0	0	0
Native Hawaiian or Other Pacific Islander	0	0	0	0
White	12	12	9	33
Two or more races	0	0	0	0
Race and ethnicity unknown	3	5	4	12
Total women	21	21	16	58

Total (men+women)	57	42	21	120
Total from prior year	58	18		76

Institution: University of Colorado Colorado Springs (126580)

User ID: P1265801

## Part E - Part-time Staff by Occupational Category and Tenure Status

Number of **Part-time Staff**

As of November 1, 2020

Occupational category		With <u>Faculty Status</u>						Without Faculty Status	Total
		<u>Tenured</u>	<u>On Tenure Track</u>	<u>Not on Tenure Track</u>					
				<u>Multi-year</u>	<u>Annual contract</u>	<u>Less-than-annual contract</u>	<u>Indefinite duration (continuing or at-will).</u>		
<u>Primarily Instruction</u>		0	0	0	24	297	3	0	324
	 Exclusively credit	<input type="text"/>	<input type="text"/>	<input type="text"/>	<input type="text"/>	<input type="text"/>	<input type="text"/>	<input type="text"/>	0
	 Exclusively not-for-credit	<input type="text"/>	<input type="text"/>	<input type="text"/>	<input type="text"/>	<input type="text"/>	<input type="text"/>	<input type="text"/>	0
	Combined credit/not-for-credit	<input type="text"/>	<input type="text"/>	<input type="text"/>	<input type="text" value="24"/>	<input type="text" value="297"/>	<input type="text" value="3"/>	<input type="text"/>	324
<u>Instruction/research/public service staff</u>		<input type="text" value="16"/>	<input type="text"/>	<input type="text"/>	<input type="text"/>	<input type="text"/>	<input type="text"/>	<input type="text"/>	16
<u>Research staff</u>		<input type="text"/>	<input type="text"/>	<input type="text"/>	<input type="text"/>	<input type="text"/>	<input type="text" value="1"/>	<input type="text" value="10"/>	11
<u>Public Service staff</u>		<input type="text"/>	<input type="text"/>	<input type="text"/>	<input type="text"/>	<input type="text"/>	<input type="text"/>	<input type="text" value="5"/>	5
<u>Archivists, Curators, and Museum Technicians 25-4010</u>		<input type="text"/>	<input type="text"/>	<input type="text"/>	<input type="text"/>	<input type="text"/>	<input type="text"/>	<input type="text" value="1"/>	1
<u>Librarians and Media Collections Specialists 25-4020</u>		<input type="text"/>	<input type="text"/>	<input type="text"/>	<input type="text"/>	<input type="text"/>	<input type="text"/>	<input type="text"/>	0
<u>Library Technicians 25-4030</u>		<input type="text"/>	<input type="text"/>	<input type="text"/>	<input type="text"/>	<input type="text"/>	<input type="text"/>	<input type="text" value="3"/>	3
 <u>Student and Academic Affairs and Other Education Services Occupations 25-2000 + 25-3000 + 25-9000</u>		<input type="text"/>	<input type="text"/>	<input type="text"/>	<input type="text"/>	<input type="text"/>	<input type="text"/>	<input type="text" value="22"/>	22
<u>Management Occupations 11-0000</u>		<input type="text"/>	<input type="text"/>	<input type="text"/>	<input type="text"/>	<input type="text"/>	<input type="text"/>	<input type="text" value="3"/>	3
<u>Business and Financial Operations Occupations 13-0000</u>		<input type="text"/>	<input type="text"/>	<input type="text"/>	<input type="text"/>	<input type="text"/>	<input type="text"/>	<input type="text" value="6"/>	6
<u>Computer, Engineering, and Science Occupations 15-0000 + 17-0000 + 19-0000</u>		<input type="text"/>	<input type="text"/>	<input type="text"/>	<input type="text"/>	<input type="text"/>	<input type="text"/>	<input type="text"/>	0
<u>Community, Social Service, Legal, Arts, Design, Entertainment, Sports, and Media Occupations 21-0000 + 23-0000 + 27-0000</u>		<input type="text"/>	<input type="text"/>	<input type="text"/>	<input type="text"/>	<input type="text"/>	<input type="text"/>	<input type="text" value="7"/>	7
<u>Healthcare Practitioners and Technical Occupations 29-0000</u>		<input type="text"/>	<input type="text"/>	<input type="text"/>	<input type="text"/>	<input type="text"/>	<input type="text"/>	<input type="text" value="10"/>	10
Total		16	0	0	24	297	4	67	408
Total from prior year		16	0		27	293	13	53	402

Part F - Part-time Summary

Summary of Part-time Staff  
As of November 1, 2020

Occupational category		With Faculty Status					Without Faculty Status	Total	
		Tenured	On Tenure Track	Not on Tenure Track					
				Multi-year	Annual contract	Less-than-annual contract			Indefinite duration (continuing or at-will)
Primarily Instruction		0	0	0	24	297	3	0	324
	Exclusively credit								0
	Exclusively not-for-credit								0
	Combined credit/not-for-credit				24	297	3		324
Instruction/research/public service staff		16							16
Research staff							1	10	11
Public Service staff								5	5
Archivists, Curators, and Museum Technicians 25-4010								1	1
Librarians and Media Collections Specialists 25-4020									0
Library Technicians 25-4030								3	3
Student and Academic Affairs and Other Education Services Occupations 25-2000 + 25-3000 + 25-9000								22	22
Management Occupations 11-0000								3	3
Business and Financial Operations Occupations 13-0000								6	6
Computer, Engineering, and Science Occupations 15-0000 + 17-0000 + 19-0000									0
Community, Social Service, Legal, Arts, Design, Entertainment, Sports, and Media Occupations 21-0000 + 23-0000 + 27-0000								7	7
Healthcare Practitioners and Technical Occupations 29-0000								10	10
Service Occupations 31-0000 + 33-0000 + 35-0000 + 37-0000 + 39-0000									9
Sales and Related Occupations 41-0000									1
Office and Administrative Support Occupations 43-0000									6
Natural Resources, Construction, and Maintenance Occupations 45-0000 + 47-0000 + 49-0000									0
Production, Transportation, and Material Moving Occupations 51-0000 + 53-0000									11
Graduate Assistants									120
	Teaching 25-9044								57
	Research								42

	Other 11-0000, 13-0000, 15-0000, 17-0000, 19-0000, 21-0000, 23-0000, 27-0000, 25-4000, 25-4010, 25-4020, 25-4030, 25-2000, 25-3000, 25-9000, 29-0000		21
Total			555

Institution: University of Colorado Colorado Springs (126580)

User ID: P1265801

## Part H - New Hires, Full-time Instructional Staff by Tenure Status

**Number of Newly Hired Full-time Permanent Instructional Staff**

(Hired full-time between November 1, 2019 - October 31, 2020)

- Report Hispanic/Latino individuals of any race as Hispanic/Latino
- Report race for non-Hispanic/Latino individuals only
- Include Primarily Instruction and Instruction Combined with Research and Public Service

**Men**

Race/ethnicity	With <u>Faculty Status</u>						Without Faculty Status	Total
	<u>Tenured</u>	<u>On Tenure Track</u>	<u>Not on Tenure Track</u>					
			<u>Multi-year</u>	<u>Annual contract</u>	<u>Less-than-annual contract</u>	<u>Indefinite duration (continuing or at-will).</u>		
<u>Nonresident alien</u>	<input type="text"/>	<input type="text"/>	<input type="text"/>	<input type="text"/>	<input type="text"/>	<input type="text"/>	<input type="text"/>	0
<u>Hispanic/Latino</u>	<input type="text"/>	<input type="text" value="2"/>	<input type="text"/>	<input type="text" value="2"/>	<input type="text"/>	<input type="text"/>	<input type="text"/>	4
<u>American Indian or Alaska Native</u>	<input type="text"/>	<input type="text"/>	<input type="text"/>	<input type="text"/>	<input type="text"/>	<input type="text"/>	<input type="text"/>	0
<u>Asian</u>	<input type="text"/>	<input type="text"/>	<input type="text"/>	<input type="text"/>	<input type="text"/>	<input type="text"/>	<input type="text"/>	0
<u>Black or African American</u>	<input type="text"/>	<input type="text"/>	<input type="text"/>	<input type="text"/>	<input type="text"/>	<input type="text"/>	<input type="text"/>	0
<u>Native Hawaiian or Other Pacific Islander</u>	<input type="text"/>	<input type="text"/>	<input type="text"/>	<input type="text"/>	<input type="text"/>	<input type="text"/>	<input type="text"/>	0
<u>White</u>	<input type="text"/>	<input type="text" value="3"/>	<input type="text"/>	<input type="text" value="4"/>	<input type="text"/>	<input type="text"/>	<input type="text"/>	7
Two or more races	<input type="text"/>	<input type="text"/>	<input type="text"/>	<input type="text"/>	<input type="text" value="1"/>	<input type="text"/>	<input type="text"/>	1
<u>Race and ethnicity unknown</u>	<input type="text"/>	<input type="text"/>	<input type="text"/>	<input type="text"/>	<input type="text" value="1"/>	<input type="text"/>	<input type="text"/>	1
Total men	0	5	0	6	2	0	0	13

**Women**

Race/ethnicity	With <u>Faculty Status</u>						Without Faculty Status	Total
	<u>Tenured</u>	<u>On Tenure Track</u>	<u>Not on Tenure Track</u>					
			<u>Multi-year</u>	<u>Annual contract</u>	<u>Less-than-annual contract</u>	<u>Indefinite duration (continuing or at-will).</u>		
Nonresident alien	<input type="text"/>	<input type="text"/>	<input type="text"/>	<input type="text"/>	<input type="text"/>	<input type="text"/>	<input type="text"/>	0
Hispanic/Latino	<input type="text"/>	<input type="text" value="1"/>	<input type="text"/>	<input type="text" value="2"/>	<input type="text"/>	<input type="text"/>	<input type="text"/>	3
American Indian or Alaska Native	<input type="text"/>	<input type="text"/>	<input type="text"/>	<input type="text"/>	<input type="text"/>	<input type="text"/>	<input type="text"/>	0
Asian	<input type="text"/>	<input type="text"/>	<input type="text"/>	<input type="text" value="1"/>	<input type="text"/>	<input type="text"/>	<input type="text"/>	1
Black or African American	<input type="text"/>	<input type="text"/>	<input type="text"/>	<input type="text"/>	<input type="text"/>	<input type="text"/>	<input type="text"/>	0
Native Hawaiian or Other Pacific Islander	<input type="text"/>	<input type="text" value="1"/>	<input type="text"/>	<input type="text"/>	<input type="text"/>	<input type="text"/>	<input type="text"/>	1
White	<input type="text"/>	<input type="text" value="3"/>	<input type="text"/>	<input type="text" value="1"/>	<input type="text"/>	<input type="text"/>	<input type="text"/>	4
Two or more races	<input type="text"/>	<input type="text"/>	<input type="text"/>	<input type="text"/>	<input type="text"/>	<input type="text"/>	<input type="text"/>	0
Race and ethnicity unknown	<input type="text"/>	<input type="text"/>	<input type="text"/>	<input type="text" value="1"/>	<input type="text"/>	<input type="text"/>	<input type="text"/>	1
Total women	0	5	0	5	0	0	0	10

<b>Total (men+women)</b>	0	10	0	11	2	0	0	23
--------------------------	---	----	---	----	---	---	---	----

Institution: University of Colorado Colorado Springs (126580)

User ID: P1265801

**Part H - New Hires, Full-time Staff by Occupational Category****Number of Newly Hired Full-time Staff**

(Hired full-time between November 1, 2019 - October 31, 2020)

- Report Hispanic/Latino individuals of any race as Hispanic/Latino
- Report race for non-Hispanic/Latino individuals only

**Men**

Race/ethnicity	<u>Instructional Staff</u> (from Part H, screen 1).	<u>Research staff</u>	<u>Public Service staff</u>	<u>Library and Student and Academic Affairs and Other Education Services Occupations</u> 25-4000 + 25-2000 + 25-3000 + 25-9000
<u>Nonresident alien</u>	0	<input type="text" value="1"/>	<input type="text"/>	<input type="text"/>
<u>Hispanic/Latino</u>	4	<input type="text"/>	<input type="text"/>	<input type="text"/>
<u>American Indian or Alaska Native</u>	0	<input type="text"/>	<input type="text"/>	<input type="text"/>
<u>Asian</u>	0	<input type="text"/>	<input type="text"/>	<input type="text"/>
<u>Black or African American</u>	0	<input type="text"/>	<input type="text"/>	<input type="text" value="1"/>
<u>Native Hawaiian or Other Pacific Islander</u>	0	<input type="text"/>	<input type="text"/>	<input type="text"/>
<u>White</u>	7	<input type="text" value="1"/>	<input type="text"/>	<input type="text" value="4"/>
Two or more races	1	<input type="text"/>	<input type="text"/>	<input type="text"/>
<u>Race and ethnicity unknown</u>	1	<input type="text"/>	<input type="text"/>	<input type="text"/>
<b>Total men</b>	<b>13</b>	<b>2</b>	<b>0</b>	<b>5</b>

**Women**

Race/ethnicity	<u>Instructional Staff</u> (from Part H, screen 1).	<u>Research staff</u>	<u>Public Service staff</u>	<u>Library and Student and Academic Affairs and Other Education Services Occupations</u> 25-4000 + 25-2000 + 25-3000 + 25-9000
Nonresident alien	0	<input type="text"/>	<input type="text"/>	<input type="text"/>
Hispanic/Latino	3	<input type="text"/>	<input type="text"/>	<input type="text"/>
American Indian or Alaska Native	0	<input type="text"/>	<input type="text"/>	<input type="text"/>
Asian	1	<input type="text" value="1"/>	<input type="text"/>	<input type="text"/>
Black or African American	0	<input type="text" value="1"/>	<input type="text" value="1"/>	<input type="text"/>
Native Hawaiian or Other Pacific Islander	1	<input type="text"/>	<input type="text"/>	<input type="text"/>
White	4	<input type="text"/>	<input type="text" value="2"/>	<input type="text" value="3"/>
Two or more races	0	<input type="text"/>	<input type="text"/>	<input type="text"/>
Race and ethnicity unknown	1	<input type="text"/>	<input type="text"/>	<input type="text"/>
<b>Total women</b>	<b>10</b>	<b>2</b>	<b>3</b>	<b>3</b>
<b>Total (men+women)</b>	<b>23</b>	<b>4</b>	<b>3</b>	<b>8</b>

Institution: University of Colorado Colorado Springs (126580)

User ID: P1265801

## Part H - New Hires, Full-time Staff by Occupational Category

**Number of Newly Hired Full-time Staff**

(Hired full-time between November 1, 2019 - October 31, 2020)

- Report Hispanic/Latino individuals of any race as Hispanic/Latino
- Report race for non-Hispanic/Latino individuals only

**Men**

Race/ethnicity	<u>Management Occupations</u> 11-0000	<u>Business and Financial Operations Occupations</u> 13-0000	<u>Computer, Engineering, and Science Occupations</u> 15-0000 + 17-0000 + 19-0000	<u>Community, Social Service, Legal, Arts, Design, Entertainment, Sports, and Media Occupations</u> 21-0000 + 23-0000 + 27-0000	<u>Healthcare Practitioners and Technical Occupations</u> 29-0000
<u>Nonresident alien</u>	<input type="text"/>	<input type="text"/>	<input type="text"/>	<input type="text"/>	<input type="text"/>
<u>Hispanic/Latino</u>	<input type="text"/>	<input type="text" value="1"/>	<input type="text"/>	<input type="text"/>	<input type="text"/>
<u>American Indian or Alaska Native</u>	<input type="text"/>	<input type="text"/>	<input type="text"/>	<input type="text" value="1"/>	<input type="text"/>
<u>Asian</u>	<input type="text"/>	<input type="text"/>	<input type="text"/>	<input type="text"/>	<input type="text"/>
<u>Black or African American</u>	<input type="text"/>	<input type="text"/>	<input type="text"/>	<input type="text"/>	<input type="text"/>
<u>Native Hawaiian or Other Pacific Islander</u>	<input type="text"/>	<input type="text"/>	<input type="text"/>	<input type="text"/>	<input type="text"/>
<u>White</u>	<input type="text"/>	<input type="text" value="1"/>	<input type="text"/>	<input type="text" value="4"/>	<input type="text"/>
Two or more races	<input type="text"/>	<input type="text"/>	<input type="text"/>	<input type="text"/>	<input type="text"/>
<u>Race and ethnicity unknown</u>	<input type="text"/>	<input type="text"/>	<input type="text"/>	<input type="text"/>	<input type="text"/>
<b>Total men</b>	<b>0</b>	<b>2</b>	<b>0</b>	<b>5</b>	<b>0</b>

**Women**

Race/ethnicity	<u>Management Occupations</u> 11-0000	<u>Business and Financial Operations Occupations</u> 13-0000	<u>Computer, Engineering, and Science Occupations</u> 15-0000 + 17-0000 + 19-0000	<u>Community, Social Service, Legal, Arts, Design, Entertainment, Sports, and Media Occupations</u> 21-0000 + 23-0000 + 27-0000	<u>Healthcare Practitioners and Technical Occupations</u> 29-0000
Nonresident alien	<input type="text"/>	<input type="text"/>	<input type="text"/>	<input type="text"/>	<input type="text"/>
Hispanic/Latino	<input type="text" value="1"/>	<input type="text" value="2"/>	<input type="text"/>	<input type="text"/>	<input type="text"/>
American Indian or Alaska Native	<input type="text"/>	<input type="text"/>	<input type="text"/>	<input type="text"/>	<input type="text"/>
Asian	<input type="text"/>	<input type="text"/>	<input type="text"/>	<input type="text"/>	<input type="text"/>
Black or African American	<input type="text"/>	<input type="text"/>	<input type="text"/>	<input type="text" value="1"/>	<input type="text"/>
Native Hawaiian or Other Pacific Islander	<input type="text"/>	<input type="text"/>	<input type="text"/>	<input type="text"/>	<input type="text"/>
White	<input type="text" value="2"/>	<input type="text" value="5"/>	<input type="text" value="1"/>	<input type="text" value="4"/>	<input type="text" value="1"/>
Two or more races	<input type="text"/>	<input type="text"/>	<input type="text"/>	<input type="text"/>	<input type="text"/>
Race and ethnicity unknown	<input type="text"/>	<input type="text" value="1"/>	<input type="text" value="2"/>	<input type="text"/>	<input type="text"/>
<b>Total women</b>	<b>3</b>	<b>8</b>	<b>3</b>	<b>5</b>	<b>1</b>

<b>Total (men+women)</b>	<b>3</b>	<b>10</b>	<b>3</b>	<b>10</b>	<b>1</b>
--------------------------	----------	-----------	----------	-----------	----------



Institution: University of Colorado Colorado Springs (126580)

User ID: P1265801

## Part H - New Hires, Full-time Staff by Occupational Category

**Number of Newly Hired Full-time Staff**

(Hired full-time between November 1, 2019 - October 31, 2020)

- Report Hispanic/Latino individuals of any race as Hispanic/Latino
- Report race for non-Hispanic/Latino individuals only

**Men**

Race/ethnicity	<u>Service Occupations</u> 31-0000 + 33-0000 + 35-0000 + 37-0000 + 39-0000	<u>Sales and Related Occupations</u> 41-0000	<u>Office and Administrative Support Occupations</u> 43-0000	<u>Natural Resources, Construction, and Maintenance Occupations</u> 45-0000 + 47-0000 + 49-0000	<u>Production, Transportation, and Material Moving Occupations</u> 51-0000 + 53-0000	Grand Total (All full-time new hires)
<u>Nonresident alien</u>	<input type="text"/>	<input type="text"/>	<input type="text"/>	<input type="text"/>	<input type="text"/>	<b>1</b>
<u>Hispanic/Latino</u>	<input type="text"/>	<input type="text"/>	<input type="text"/>	<input type="text"/>	<input type="text"/>	<b>5</b>
<u>American Indian or Alaska Native</u>	<input type="text"/>	<input type="text"/>	<input type="text"/>	<input type="text"/>	<input type="text"/>	<b>1</b>
<u>Asian</u>	<input type="text"/>	<input type="text"/>	<input type="text"/>	<input type="text"/>	<input type="text"/>	<b>0</b>
<u>Black or African American</u>	<input type="text"/>	<input type="text"/>	<input type="text"/>	<input type="text"/>	<input type="text"/>	<b>1</b>
<u>Native Hawaiian or Other Pacific Islander</u>	<input type="text"/>	<input type="text"/>	<input type="text"/>	<input type="text"/>	<input type="text"/>	<b>0</b>
<u>White</u>	<input type="text" value="3"/>	<input type="text"/>	<input type="text"/>	<input type="text" value="2"/>	<input type="text"/>	<b>22</b>
Two or more races	<input type="text"/>	<input type="text"/>	<input type="text"/>	<input type="text"/>	<input type="text"/>	<b>1</b>
<u>Race and ethnicity unknown</u>	<input type="text"/>	<input type="text"/>	<input type="text"/>	<input type="text"/>	<input type="text"/>	<b>1</b>
<b>Total men</b>	<b>3</b>	<b>0</b>	<b>0</b>	<b>2</b>	<b>0</b>	<b>32</b>

**Women**

Race/ethnicity	<u>Service Occupations</u> 31-0000 + 33-0000 + 35-0000 + 37-0000 + 39-0000	<u>Sales and Related Occupations</u> 41-0000	<u>Office and Administrative Support Occupations</u> 43-0000	<u>Natural Resources, Construction, and Maintenance Occupations</u> 45-0000 + 47-0000 + 49-0000	<u>Production, Transportation, and Material Moving Occupations</u> 51-0000 + 53-0000	Grand Total (All full-time new hires)
Nonresident alien	<input type="text"/>	<input type="text"/>	<input type="text"/>	<input type="text"/>	<input type="text"/>	<b>0</b>
Hispanic/Latino	<input type="text"/>	<input type="text"/>	<input type="text"/>	<input type="text"/>	<input type="text"/>	<b>6</b>
American Indian or Alaska Native	<input type="text"/>	<input type="text"/>	<input type="text"/>	<input type="text"/>	<input type="text"/>	<b>0</b>
Asian	<input type="text" value="1"/>	<input type="text"/>	<input type="text"/>	<input type="text"/>	<input type="text"/>	<b>3</b>
Black or African American	<input type="text"/>	<input type="text"/>	<input type="text"/>	<input type="text"/>	<input type="text"/>	<b>3</b>
Native Hawaiian or Other Pacific Islander	<input type="text"/>	<input type="text"/>	<input type="text"/>	<input type="text"/>	<input type="text"/>	<b>1</b>
White	<input type="text" value="4"/>	<input type="text"/>	<input type="text" value="1"/>	<input type="text"/>	<input type="text"/>	<b>27</b>
Two or more races	<input type="text"/>	<input type="text"/>	<input type="text"/>	<input type="text"/>	<input type="text"/>	<b>0</b>
<u>Race and ethnicity unknown</u>	<input type="text"/>	<input type="text"/>	<input type="text"/>	<input type="text"/>	<input type="text"/>	<b>4</b>
<b>Total women</b>	<b>5</b>	<b>0</b>	<b>1</b>	<b>0</b>	<b>0</b>	<b>44</b>

<b>Total (men+women)</b>	<b>8</b>	<b>0</b>	<b>1</b>	<b>2</b>	<b>0</b>	<b>76</b>
--------------------------	----------	----------	----------	----------	----------	-----------

Institution: University of Colorado Colorado Springs (126580)

User ID: P1265801

Human Resources Survey Evaluation

Were any staff members difficult to categorize? If so, please explain in the box below.

Prepared by

Prepared by

Reporting Reminders:

- The name of the preparer is being collected so that we can follow up with the appropriate person in the event that there are questions concerning the data.
- The Keyholder will be copied on all email correspondence to other preparers.
- The time it took to prepare this component is being collected so that we can continue to improve our estimate of the reporting burden associated with IPEDS.
- Please include in your estimate the time it took for you to review instructions, query and search data sources, complete and review the component, and submit the data through the Data Collection System.
- Thank you for your assistance.

This survey component was prepared by:					
<input checked="" type="radio"/>	Keyholder	<input type="radio"/>	SFA Contact	<input type="radio"/>	HR Contact
<input type="radio"/>	Finance Contact	<input type="radio"/>	Academic Library Contact	<input type="radio"/>	Other
Name:		<input type="text" value="Robyn Marschke"/>			
Email:		<input type="text" value="rmarschk@uccs.edu"/>			

How many staff from your institution only were involved in the data collection and reporting process of this survey component?	
<input type="text"/>	Number of Staff (including yourself)

How many hours did you and others from your institution only spend on each of the steps below when responding to this survey component? <i>Exclude the hours spent collecting data for state and other reporting purposes.</i>								
Staff member	Collecting Data Needed		Revising Data to Match IPEDS Requirements		Entering Data	Revising and Locking Data		
Your office	<input type="text"/>	hours	<input type="text"/>	hours	<input type="text"/>	hours	<input type="text"/>	hours
Other offices	<input type="text"/>	hours	<input type="text"/>	hours	<input type="text"/>	hours	<input type="text"/>	hours

Institution: University of Colorado Colorado Springs (126580)

User ID: P1265801

## Summary

### Human Resources Component Summary

IPEDS collects important information regarding your institution. All data reported in IPEDS survey components become available in the IPEDS Data Center and appear as aggregated data in various Department of Education reports. Additionally, some of the reported data appears specifically for your institution through the College Navigator website and is included in your institution's Data Feedback Report (DFR). The purpose of this summary is to provide you an opportunity to view some of the data that, when accepted through the IPEDS quality control process, will appear on the College Navigator website and/or your DFR. College Navigator is updated approximately three months after the data collection period closes and Data Feedback Reports will be available through the [Data Center](#) and sent to your institution's CEO in November 2020.

Please review your data for accuracy. If you have questions about the data displayed below after reviewing the data reported on the survey screens, please contact the IPEDS Help Desk at: 1-877-225-2568 or [ipedshelp@rti.org](mailto:ipedshelp@rti.org).

Number of staff by employment status and occupational category: Fall 2020			
Occupational category	Reported values		FTE staff
	Number of full-time staff	Number of part-time staff	
<b>Total number of staff</b>	1,156	435	1,301
Instructional Staff	457	340	570
Primary Instruction	187	324	295
Exclusively credit	0	0	0
Exclusively not-for-credit	0	0	0
Combined credit/not-for-credit	187	324	295
Instruction/research/public service	270	16	275
Research Staff	16	11	20
Public Service Staff	16	5	18
Library and Student and Academic Affairs and Other Education Services Occupations SOC	199	26	208
Librarians, Curators, and Archivists SOC 25-4000	8	4	9
Archivists, Curators, and Museum Technicians SOC 25-4010	2	1	2
Librarians SOC 25-4020	0	0	0
Library Technicians SOC 25-4030	6	3	7
Student and Academic Affairs and Other Education Services Occupations SOC 25-2000 + 25-3000 + 25-9000	191	22	198
Management Occupations SOC 11-0000	19	3	20
Business and Financial Operations Occupations SOC 13-0000	68	6	70
Computer, Engineering, and Science Occupations SOC 15-0000 + 17-0000 + 19-0000	57	0	57
Community, Social Service, Legal, Arts, Design, Entertainment, Sports and Media Occupations SOC 21-0000 + 23-0000 + 27-0000	81	7	83
Healthcare Practitioners and Technical Occupations SOC 29-0000	11	10	14
Service Occupations SOC 31-0000 + 33-0000 + 35-0000 + 37-0000 + 39-0000	121	9	124
Sales and Related Occupations SOC 41-0000	3	1	3
Office and Administrative Support Occupations SOC 43-0000	68	6	70
Natural Resources, Construction, and Maintenance Occupations SOC 45-0000 + 47-0000 + 49-0000	33	0	33

Production, Transportation, and Material Moving Occupations SOC 51-0000 + 53-0000	7	11	11
--	---	----	----

NOTE: Full-time-equivalent (FTE) staff is calculated by summing the total number of full-time staff and adding one-third of the total number of part-time staff. Graduate assistants are not included in the above figures. Many of the FTE figures may be included in the DFR.

Salaries of full-time instructional staff by contract length and academic rank: Academic year								
Academic rank	Months Covered by Annual Salary				Total Staff for Salary reporting	Total Number of Months	Salary Outlays	Weighted Average Monthly Salaries
	12 months	11 months	10 months	9 months				
All Ranks	16	0	0	441	457	4,161	\$33,542,127	\$8,061
Professor	0	0	0	79	79	711	\$8,539,241	\$12,010
Associate professor	0	0	0	81	81	729	\$7,067,603	\$9,695
Assistant professor	6	0	0	106	112	1,026	\$8,098,093	\$7,893
Instructor	10	0	0	175	185	1,695	\$9,837,190	\$5,804
Lecturer	0	0	0	0	0	0	\$0	\$0
No academic rank	0	0	0	0	0	0	\$0	\$0
NOTE: The above data are based on the Salary Outlays part of the IPEDS HR component. The Weighted average monthly salaries of full-time instructional staff by academic rank are calculated by adding the salary outlays reported for Men plus Women by academic rank, then dividing the sum by the "Total Number of Months" for Men plus Women by academic rank. Salaries of full-time instructional staff paid less than 9 months per year are not collected. Also, salaries of medical school staff are not collected. The weighted average monthly salaries may be included in the DFR.								

Institution: University of Colorado Colorado Springs (126580 )

User ID: P1265801

## Edit Report

## Human Resources

Source	Description	Severity	Resolved	Options
Screen: A1 - FT Instructional, Rank and Tenure - Less-Than-Annual Contract				
Screen Entry	The percent of these staff (men + women) whose race/ethnicity is unknown is greater than expected. Please correct your data or explain. (Error #1302)	Explanation	Yes	
Reason	There are only 2 and one with an unknown race/ethnicity.			
Screen: B1 - FT Non-instructional, Occupation- 2				
Screen Entry	This number(0) is outside the expected range of between 1 and 30 based on the prior year value. Please correct your data or explain. (Error #1387)	Explanation	Yes	
Reason	Our librarians are recategorized as tenured, tenure-track, non-tenure-track faculty, or library technicians.			
Screen: B2 - FT Non-instructional, Occupation and Tenure - 1				
Screen Entry	This number(0) is outside the expected range of between 1 and 30 based on the prior year value. Please correct your data or explain. (Error #1387)	Explanation	Yes	
Reason	Librarians are now reported as instructional faculty or library technicians.			
Screen Entry	This number(0) is outside the expected range of between 1 and 30 based on the prior year value. Please correct your data or explain. (Error #1387)	Explanation	Yes	
Reason	Librarians are now reported as instructional faculty or library technicians.			
Screen Entry	This number(0) is outside the expected range of between 1 and 30 based on the prior year value. Please correct your data or explain. (Error #1387)	Explanation	Yes	
Reason	Librarians are now reported as instructional faculty or library technicians.			
Screen: D - PT Staff, Occupation - 2				
Screen Entry	This number(0) is outside the expected range of between 1 and 30 based on the prior year value. Please correct your data or explain. (Error #1387)	Explanation	Yes	
Reason	Librarians are now reported as instructional faculty or library technicians.			
Screen: D - PT Staff, Occupation - 4				
Screen Entry	This number(0) is outside the expected range of between 1 and 30 based on the prior year value. Please correct your data or explain. (Error #1387)	Explanation	Yes	
Reason	No part-time staff in this category. Some classified staff were laid off due to the pandemic.			
Screen: D - Graduate Assistants				
Screen Entry	This number(42) is outside the expected range of between 1 and 30 based on the prior year value. Please correct your data or explain. (Error #1387)	Explanation	Yes	
Reason	Since being designated as a high research university, the graduate school has created new funding opportunities for graduate students, particularly research assistantships.			
Screen Entry	The percent of these staff (men + women) whose race/ethnicity is unknown is greater than expected. Please correct your data or explain. (Error #1302)	Explanation	Yes	
Reason	Since being designated as a high research university, the graduate school has created new funding opportunities for graduate students, particularly research assistantships.			
Screen Entry	This number(120) is outside the expected range of between 50 and 102 based on the prior year value. Please correct your data or explain. (Error #1387)	Explanation	Yes	
Reason	Since being designated as a high research university, the graduate school has created new funding opportunities for graduate students, particularly research assistantships.			