



Teaching Activity by Employee Positions

Fall 2021 Census

Data reflect unduplicated counts; sections and credit hours are assigned to the primary instructor on record. Extended Studies courses are excluded. Rank reflects the highest position a person held that term.

TOTAL (ALL COLLEGES)	Sections	% of Sections	Credit Hours	% of Credit Hrs	Avg Enrollment
Tenured/Tenure Track Faculty	815	34%	37011	28%	15.0
Professors	245	10%	10119	8%	13.4
Associate Professors	256	11%	12399	9%	15.9
Assistant Professors	314	13%	14493	11%	15.6
Instructional/Research/Clinical (IRC) Faculty	913	38%	60528	46%	23.1
Senior Instructors	520	22%	33941	26%	23.1
Instructors	327	14%	23408	18%	24.3
Research Faculty	23	1%	1096	1%	17.5
Clinical Faculty	43	2%	2083	2%	16.7
Lecturers & Other Faculty	496	21%	27461	21%	19.9
Student Faculty	81	3%	3076	2%	23.3
University or Classified Staff	82	3%	4108	3%	20.0
Total	2387	100%	132184	100%	19.6

BUSINESS	Sections	% of Sections	Credit Hours	% of Credit Hrs	Avg Enrollment
Tenured/Tenure Track Faculty	82	39%	5508	35%	22.5
Professors	33	16%	2064	13%	21.0
Associate Professors	35	17%	2379	15%	22.7
Assistant Professors	14	7%	1065	7%	25.4
Instructional/Research/Clinical (IRC) Faculty	68	32%	6366	40%	31.2
Senior Instructors	18	9%	1623	10%	30.1
Instructors	49	23%	4725	30%	32.1
Research Faculty	0	0%	0	0%	--
Clinical Faculty	1	0%	18	0%	6.0
Lecturers & Other Faculty	41	19%	2993	19%	27.5
Student Faculty	0	0%	0	0%	--
University or Classified Staff	20	9%	1052	7%	25.2
Total	211	100%	15919	100%	26.5

LETTERS, ARTS, & SCIENCES	Sections	% of Sections	Credit Hours	% of Credit Hrs	Avg Enrollment
Tenured/Tenure Track Faculty	422	31%	18569	24%	14.3
Professors	141	10%	5920	8%	13.3
Associate Professors	132	10%	6590	9%	16.0
Assistant Professors	149	11%	6059	8%	13.9
Instructional/Research/Clinical (IRC) Faculty	570	42%	36897	48%	22.5
Senior Instructors	374	27%	23869	31%	22.6
Instructors	182	13%	12213	16%	22.5
Research Faculty	13	1%	680	1%	16.7
Clinical Faculty	1	0%	135	0%	45.0
Lecturers & Other Faculty	262	19%	15587	20%	20.5
Student Faculty	71	5%	2916	4%	24.2
University or Classified Staff	41	3%	2819	4%	23.4
Total	1366	100%	76788	100%	19.7

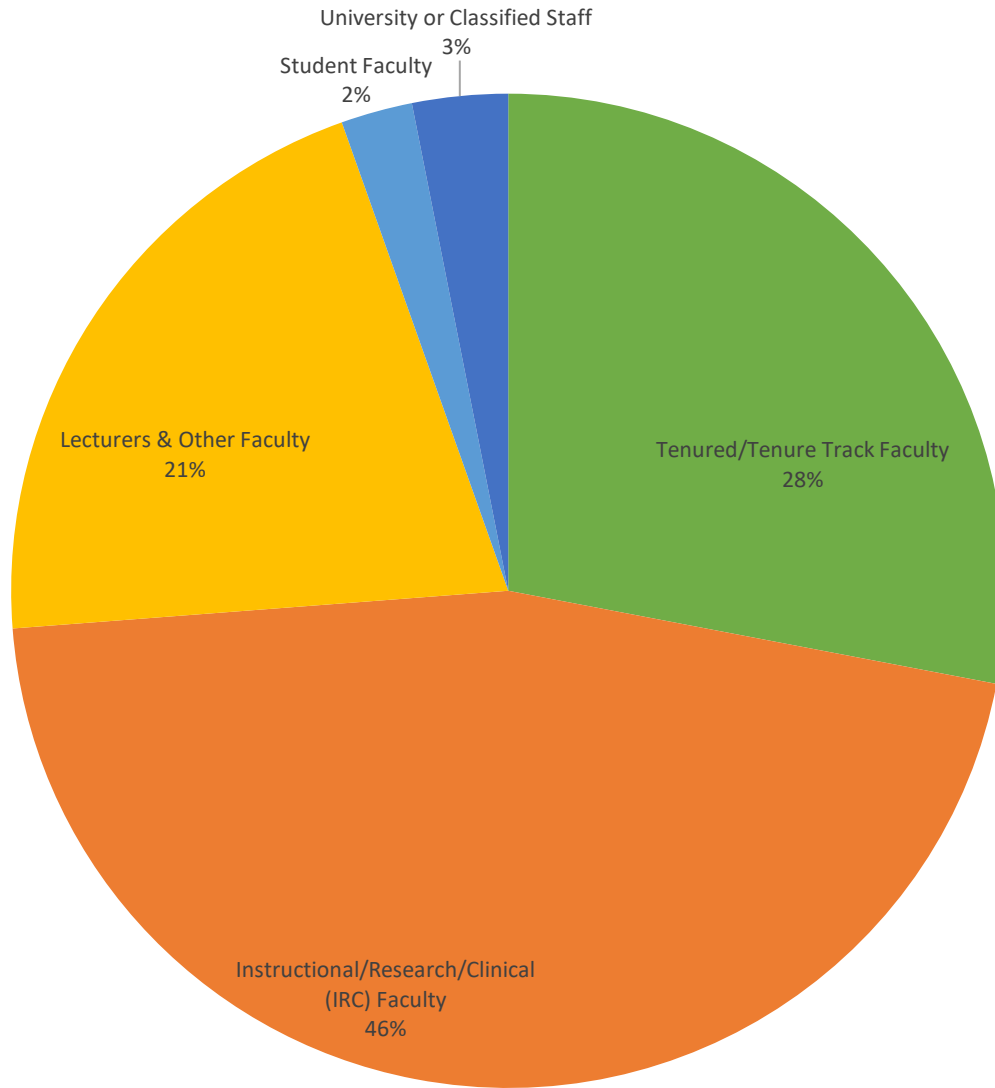
EDUCATION	Sections	% of Sections	Credit Hours	% of Credit Hrs	Avg Enrollment
Tenured/Tenure Track Faculty	66	38%	3184	33%	16.2
Professors	7	4%	300	3%	14.7
Associate Professors	19	11%	1150	12%	20.2
Assistant Professors	40	23%	1734	18%	14.6
Instructional/Research/Clinical (IRC) Faculty	43	24%	2464	26%	18.1
Senior Instructors	17	10%	666	7%	14.0
Instructors	21	12%	1351	14%	20.0
Research Faculty	2	1%	150	2%	25.0
Clinical Faculty	3	2%	297	3%	23.7
Lecturers & Other Faculty	62	35%	3782	40%	21.0
Student Faculty	1	1%	27	0%	9.0
University or Classified Staff	4	2%	75	1%	7.8
Total	176	100%	9532	100%	18.1

ENGINEERING	Sections	% of Sections	Credit Hours	% of Credit Hrs	Avg Enrollment
Tenured/Tenure Track Faculty	140	46%	4456	37%	11.2
Professors	41	14%	825	7%	6.7
Associate Professors	41	14%	1260	10%	10.8
Assistant Professors	58	19%	2371	20%	14.6
Instructional/Research/Clinical (IRC) Faculty	105	35%	6317	53%	21.8
Senior Instructors	55	18%	3488	29%	21.6
Instructors	42	14%	2563	21%	23.0
Research Faculty	8	3%	266	2%	17.0
Clinical Faculty	0	0%	0	0%	--
Lecturers & Other Faculty	44	15%	1096	9%	14.8
Student Faculty	3	1%	133	1%	17.7
University or Classified Staff	11	4%	6	0%	8.1
Total	303	100%	12008	100%	15.3

NURSING & HEALTH SCIENCES	Sections	% of Sections	Credit Hours	% of Credit Hrs	Avg Enrollment
Tenured/Tenure Track Faculty	64	34%	3270	29%	17.1
Professors	14	7%	737	7%	17.3
Associate Professors	23	12%	669	6%	10.3
Assistant Professors	27	14%	1864	17%	22.7
Instructional/Research/Clinical (IRC) Faculty	94	49%	6425	57%	25.2
Senior Instructors	39	21%	3187	28%	31.2
Instructors	23	12%	1938	17%	29.0
Research Faculty	0	0%	0	0%	--
Clinical Faculty	32	17%	1300	12%	15.2
Lecturers & Other Faculty	26	14%	1519	14%	21.4
Student Faculty	6	3%	0	0%	18.5
University or Classified Staff	0	0%	0	0%	0.0
Total	190	100%	11214	100%	21.7

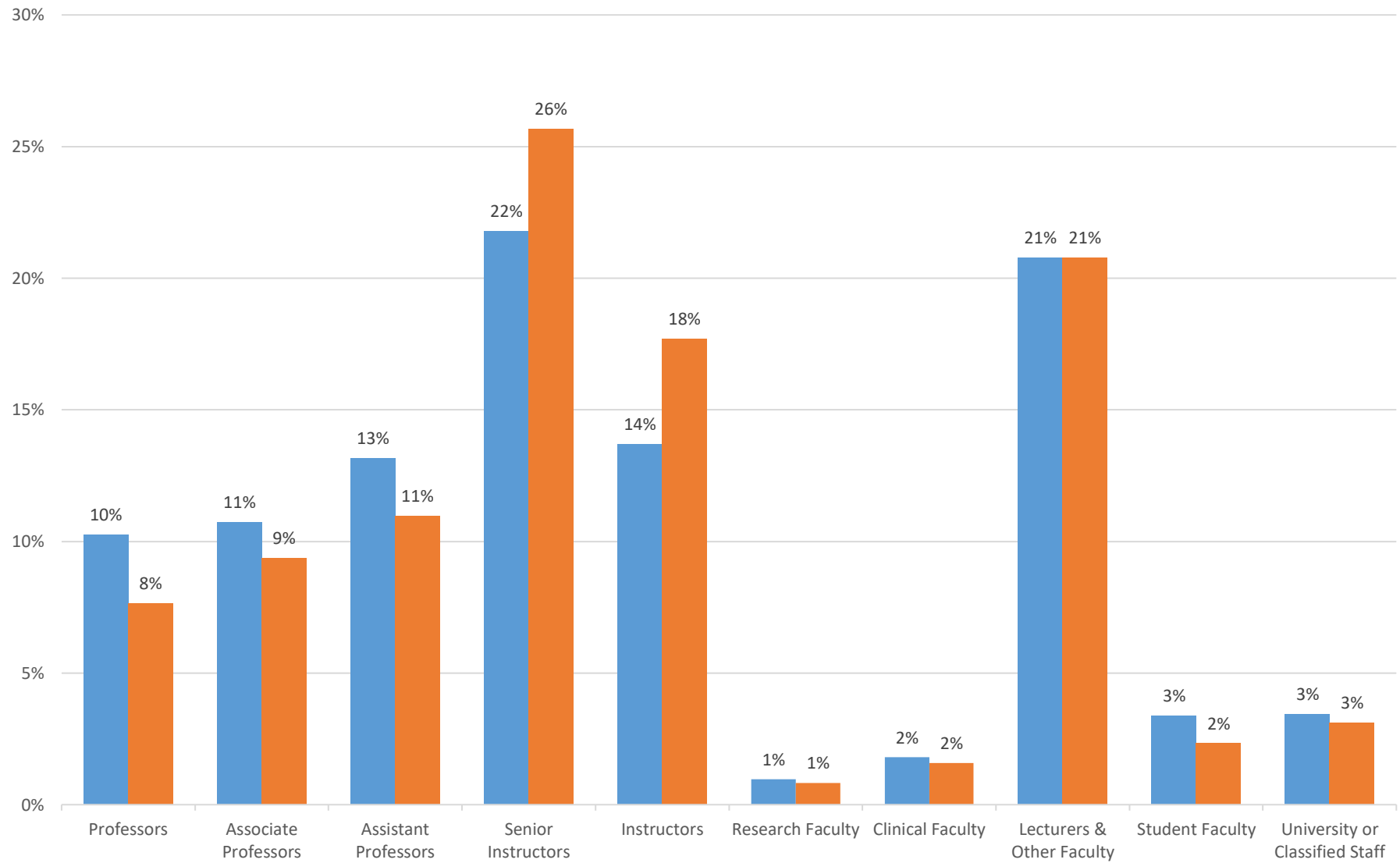
PUBLIC AFFAIRS	Sections	% of Sections	Credit Hours	% of Credit Hrs	Avg Enrollment
Tenured/Tenure Track Faculty	41	35%	2024	31%	15.5
Professors	9	8%	273	4%	10.1
Associate Professors	6	5%	351	5%	16.7
Assistant Professors	26	22%	1400	22%	17.1
Instructional/Research/Clinical (IRC) Faculty	33	28%	2059	32%	20.6
Senior Instructors	17	15%	1108	17%	21.4
Instructors	10	9%	618	9%	20.6
Research Faculty	0	0%	0	0%	--
Clinical Faculty	6	5%	333	5%	18.5
Lecturers & Other Faculty	37	32%	2268	35%	20.4
Student Faculty	0	0%	0	0%	--
University or Classified Staff	6	5%	156	2%	8.7
Total	117	100%	6507	100%	18.2

Percent of Credit Hour Instruction by Employee Group
Fall 2021

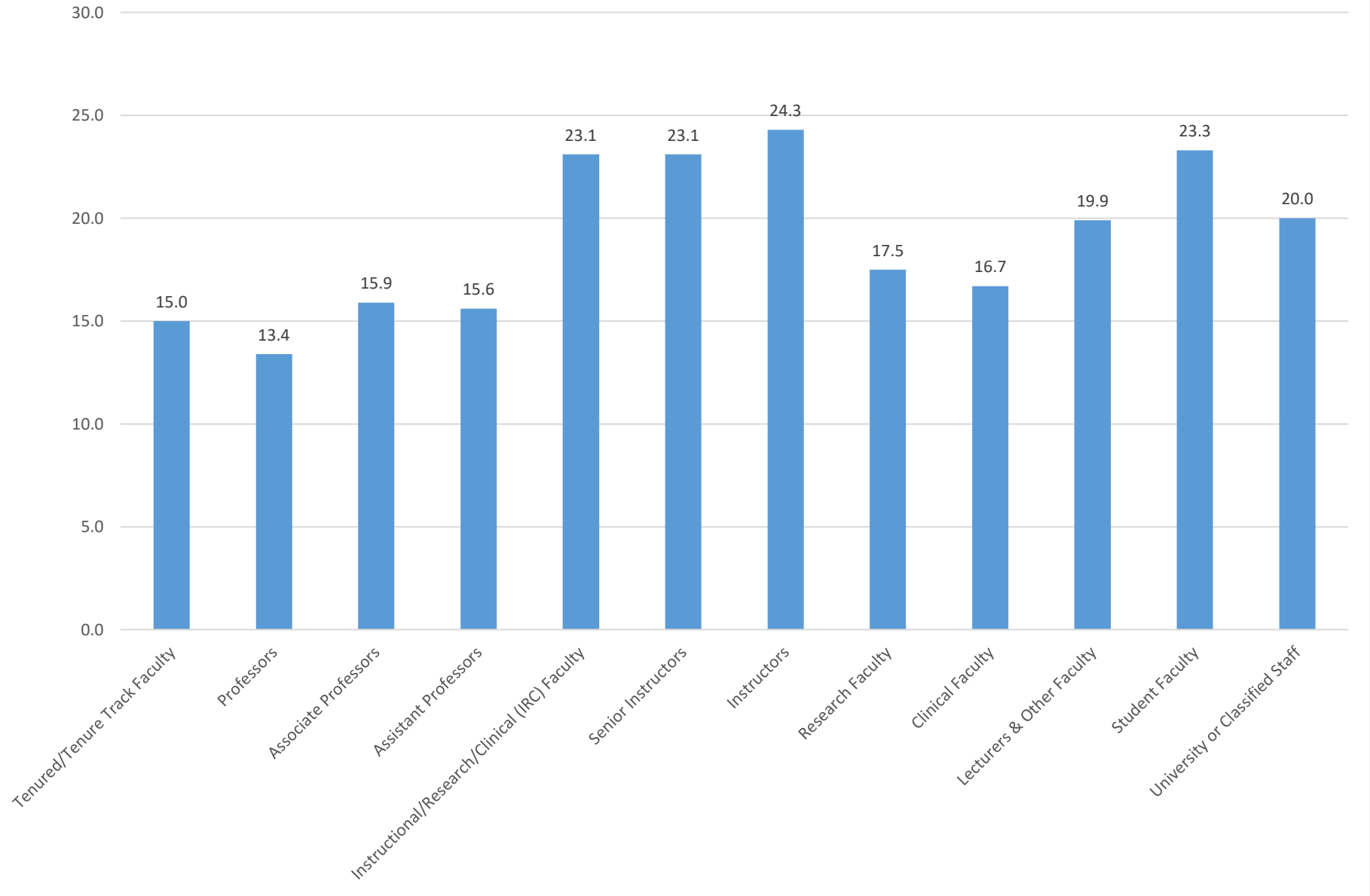


Percent of Instruction (Sections & Credit Hours) by Employee Group Fall 2021

■ Sections ■ Hours



Average Section Size by Employee Group Fall 2021



Percent of Credit Hours Taught per Employee Group by College Fall 2020

